



US00D331940S

# United States Patent [19]

[11] Patent Number: **Des. 331,940**

Shirai et al.

[45] Date of Patent: **\*\* Dec. 22, 1992**

[54] **FELT-TIPPED PEN**

3,345,674 10/1967 De Groft ..... 401/198

[75] Inventors: **Shigeo Shirai, Nagoya; Tatsuro Funahashi, Komaki, both of Japan**

### FOREIGN PATENT DOCUMENTS

[73] Assignee: **Shachihata Industrial Co., Inc., Japan**

58-38086 8/1985 Japan .  
58-57196 8/1985 Japan .  
60-6947 5/1987 Japan .  
60-32194 6/1987 Japan .

[\*\*] Term: **14 Years**

[21] Appl. No.: **537,759**

*Primary Examiner*—Nelson C. Holtje  
*Assistant Examiner*—Martha Thompson  
*Attorney, Agent, or Firm*—Mason, Fenwick & Lawrence

[22] Filed: **Jun. 14, 1990**

[30] **Foreign Application Priority Data**

### [57] CLAIM

Apr. 6, 1990 [JP] Japan ..... 2-11899

The ornamental design for a felt-tipped pen, as shown and described.

[52] U.S. Cl. .... **D19/51; D19/43; D19/56; D19/57**

### DESCRIPTION

[58] **Field of Search** ..... D28/85 X; D19/35, 36, D19/41-51, 54-58, 81-85; 401/196, 198, 243-247

FIG. 1 is a top, left front perspective view of a felt-tipped pen showing our new design;  
FIG. 2 is a front elevational view;  
FIG. 3 is a rear elevational view;  
FIG. 4 is a left side elevational view, the right side being a mirror image thereof;  
FIG. 5 is a top plan view;  
FIG. 6 is a bottom plan view;  
FIG. 7 is a top, right front perspective view with the cap member in a stored position;  
FIG. 8 is a front elevational view of FIG. 7;  
FIG. 9 is a top plan view of FIG. 7; and,  
FIG. 10 is a front elevational view in an exploded condition.

### [56] References Cited

#### U.S. PATENT DOCUMENTS

D. 152,847 2/1949 Weiss ..... D19/51 X  
D. 153,643 5/1949 Snodgrass ..... D19/48  
D. 223,307 4/1972 Nackolds ..... D19/51  
D. 248,865 8/1978 Sussman et al. .... D19/43  
D. 259,792 7/1981 Itoh et al. .  
D. 301,252 5/1989 Ohashi et al. .... D19/43  
D. 313,245 12/1990 Iwase ..... D19/43  
2,695,028 11/1954 Dulberg ..... D28/85 X  
3,203,025 8/1965 Schreur ..... 401/198



FIG. 1




FIG. 2




FIG. 3




FIG. 4




FIG. 5



FIG. 6




FIG. 7

FIG. 8




FIG. 9

FIG. 10

