



US00D331900S

# United States Patent [19]

[11] Patent Number: **Des. 331,900**

Simmen

[45] Date of Patent: **\*\* Dec. 22, 1992**

[54] **TRAILER HITCH ALIGNMENT GUIDE**

[76] Inventor: **Robert G. Simmen**, 1004 Old Lantern Ct., Raleigh, N.C. 27614

[\*\*] Term: **14 Years**

[21] Appl. No.: **740,033**

[22] Filed: **Aug. 2, 1991**

[52] U.S. Cl. .... **D12/162**

[58] Field of Search ..... **D12/162; 280/477, 416.1; 116/28 R; 33/264**

[56] **References Cited**

**U.S. PATENT DOCUMENTS**

2,815,732	12/1957	Majors .....	116/28
3,702,029	11/1972	Anderson, Jr. ....	33/246 AS
3,818,599	6/1974	Tague .....	22/264
3,867,898	2/1975	Lakamp .....	116/28 R
3,889,384	6/1975	White .....	33/264
3,963,264	6/1976	Down .....	280/416.1
3,966,231	6/1976	Metzler .....	280/477
4,012,056	3/1977	Christensen .....	280/477
4,169,610	10/1979	Pauffer .....	280/477
4,176,852	11/1979	Collin .....	280/416.1
4,666,176	5/1987	Sand .....	280/477
4,723,788	2/1988	Suter .....	280/477
4,961,590	10/1990	Davenport .....	280/477

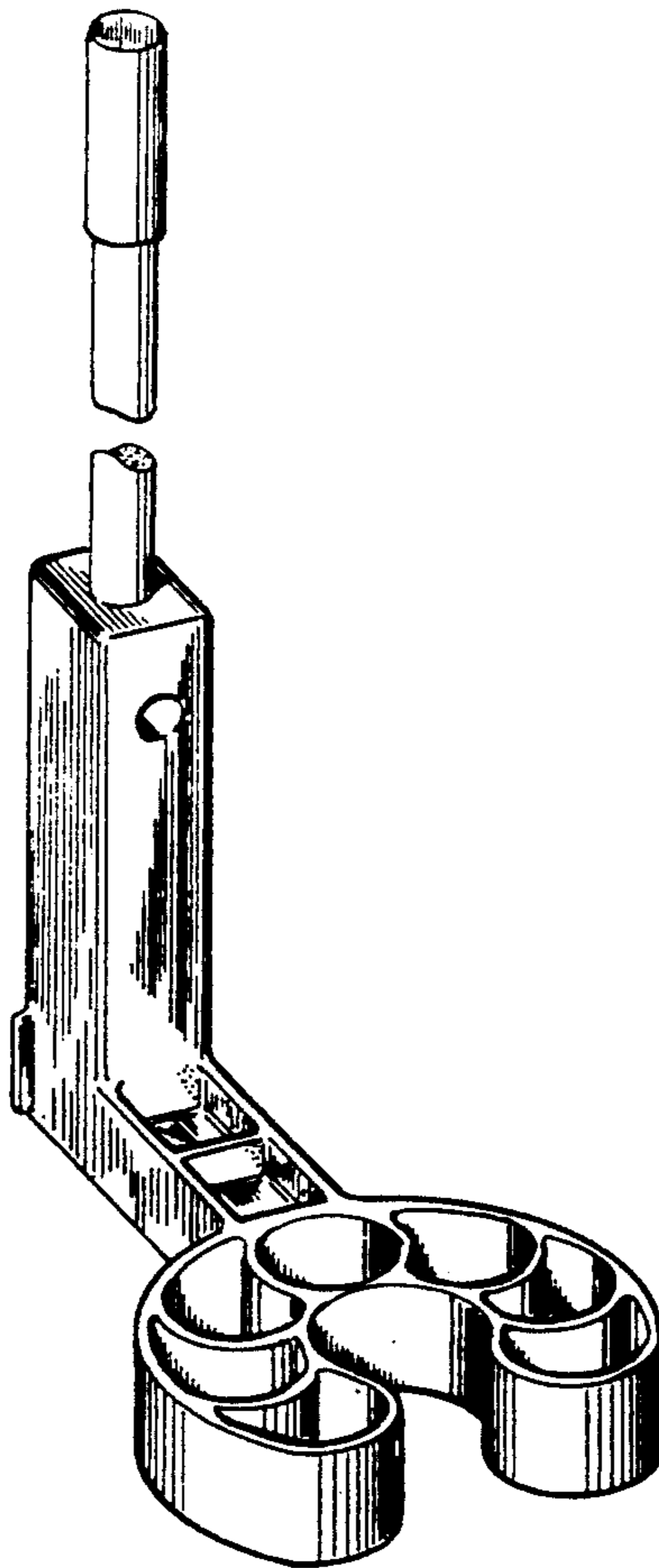
*Primary Examiner*—Wallace R. Burke  
*Assistant Examiner*—Melody Brown  
*Attorney, Agent, or Firm*—Richard E. Jenkins

[57] **CLAIM**

The ornamental design for a trailer hitch alignment guide, as shown and described.

**DESCRIPTION**

FIG. 1 is a perspective view of a trailer hitch alignment guide showing my new design, the pole is shown broken away for convenience of illustration; FIG. 2 is a perspective view thereof, with the pole shown in an alternate position; FIG. 3 is a front elevation view thereof, with the pole omitted for convenience of illustration; FIG. 4 is a rear elevation view thereof; FIG. 5 is a side elevation view thereof, with the pole omitted for convenience; FIG. 6 is a top plan view thereof, with the pole omitted for convenience of illustration; FIG. 7 is a bottom plan view thereof; FIG. 8 is a perspective view of a pole shown separately for clarity of illustration; and, FIG. 9 is a perspective view of a pole shown separately for clarity of illustration.



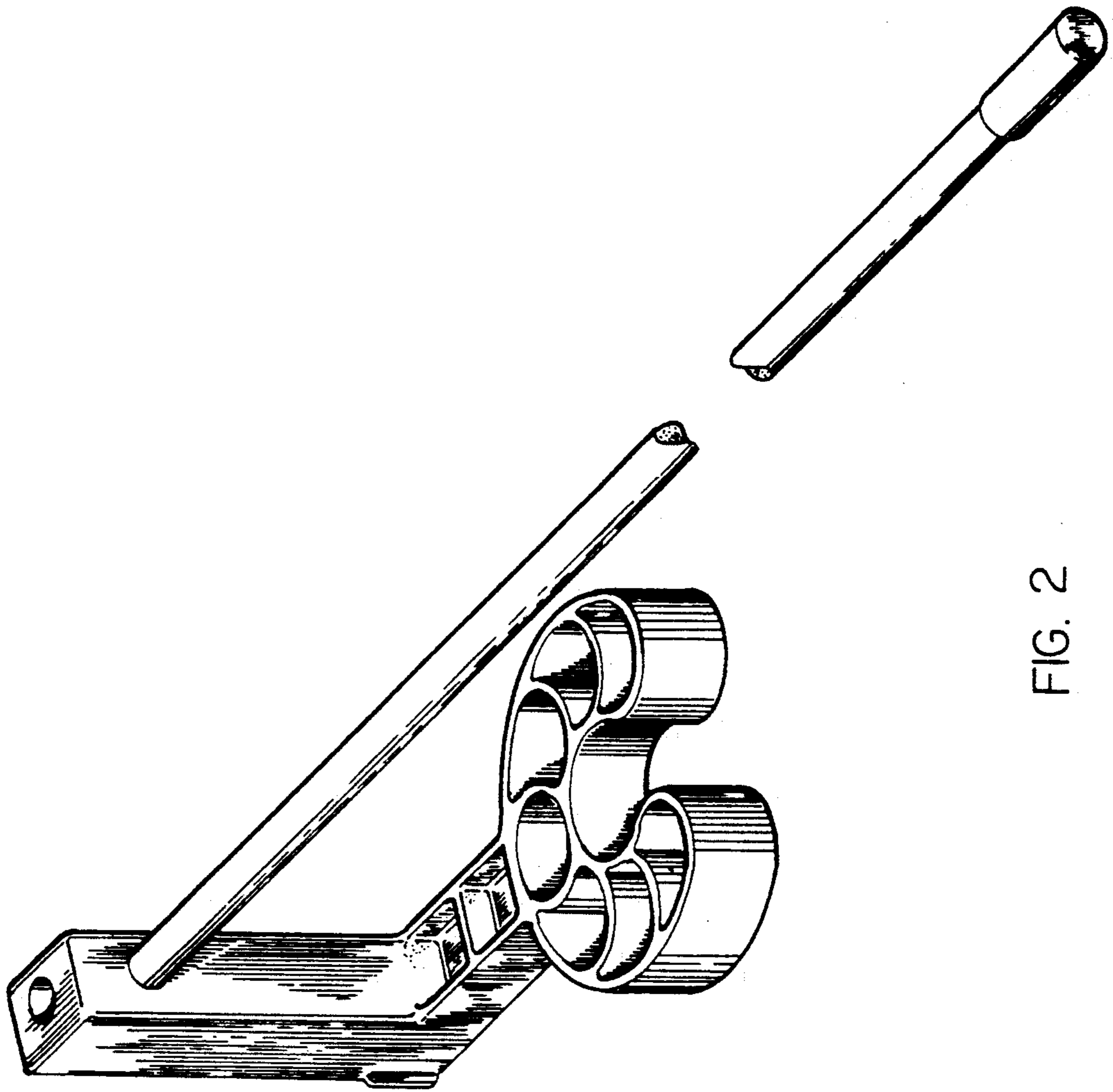


FIG. 2

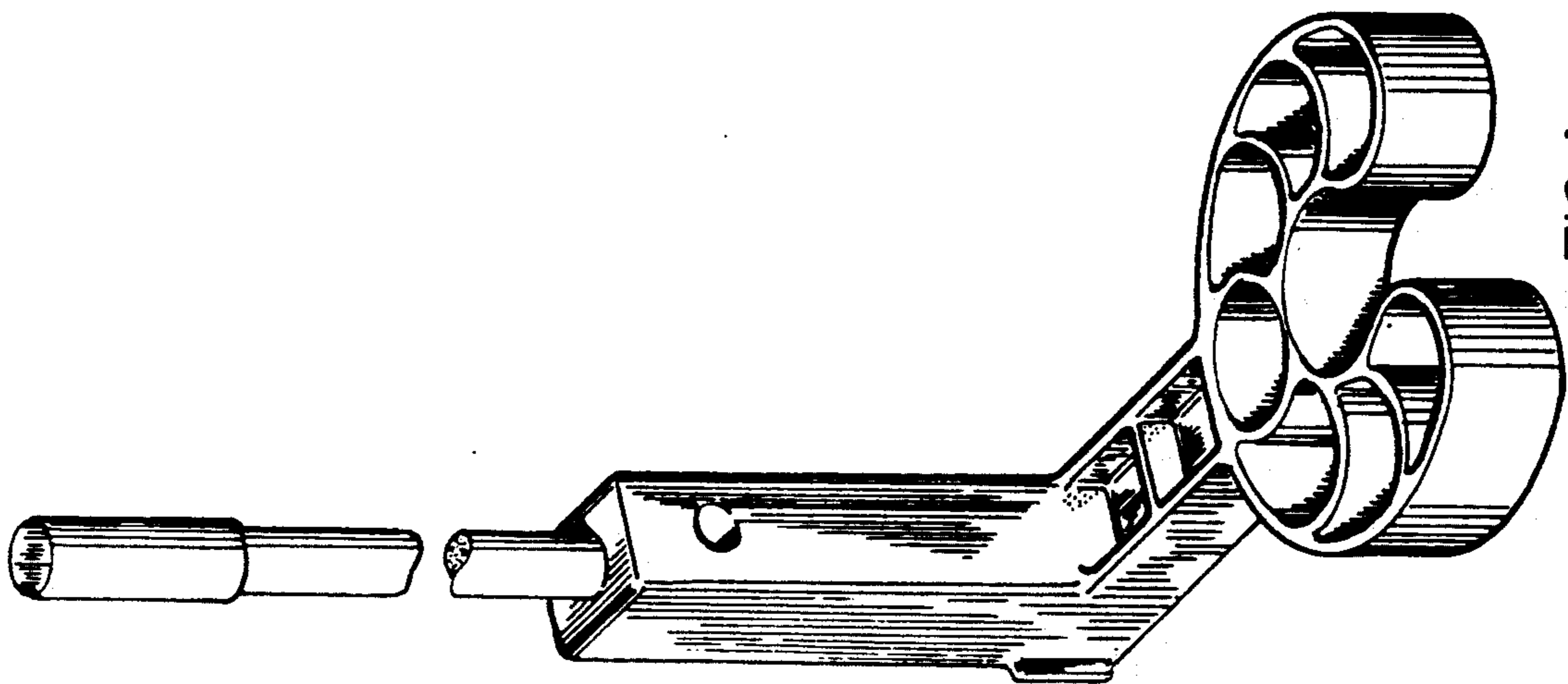


FIG. 1

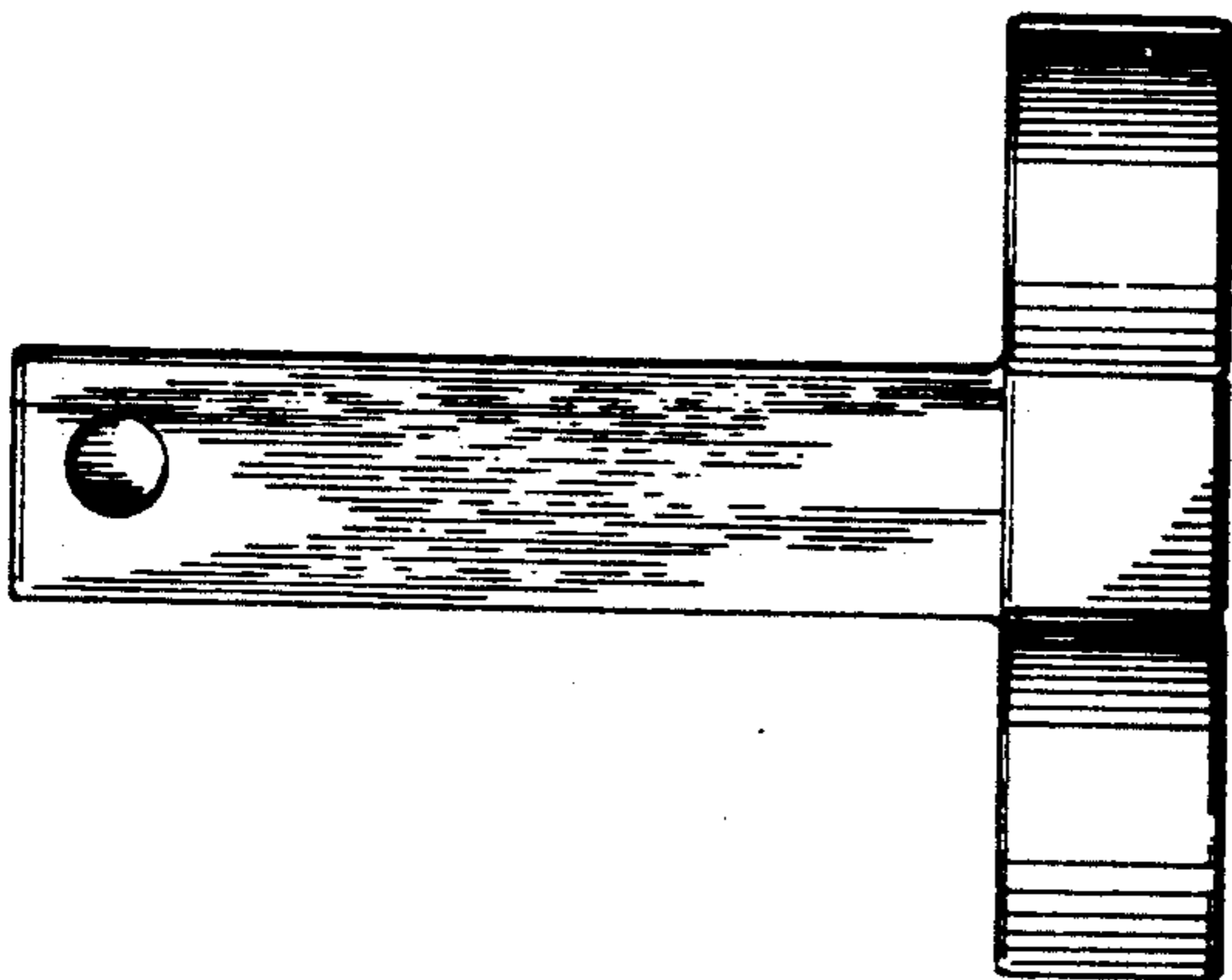


FIG. 3

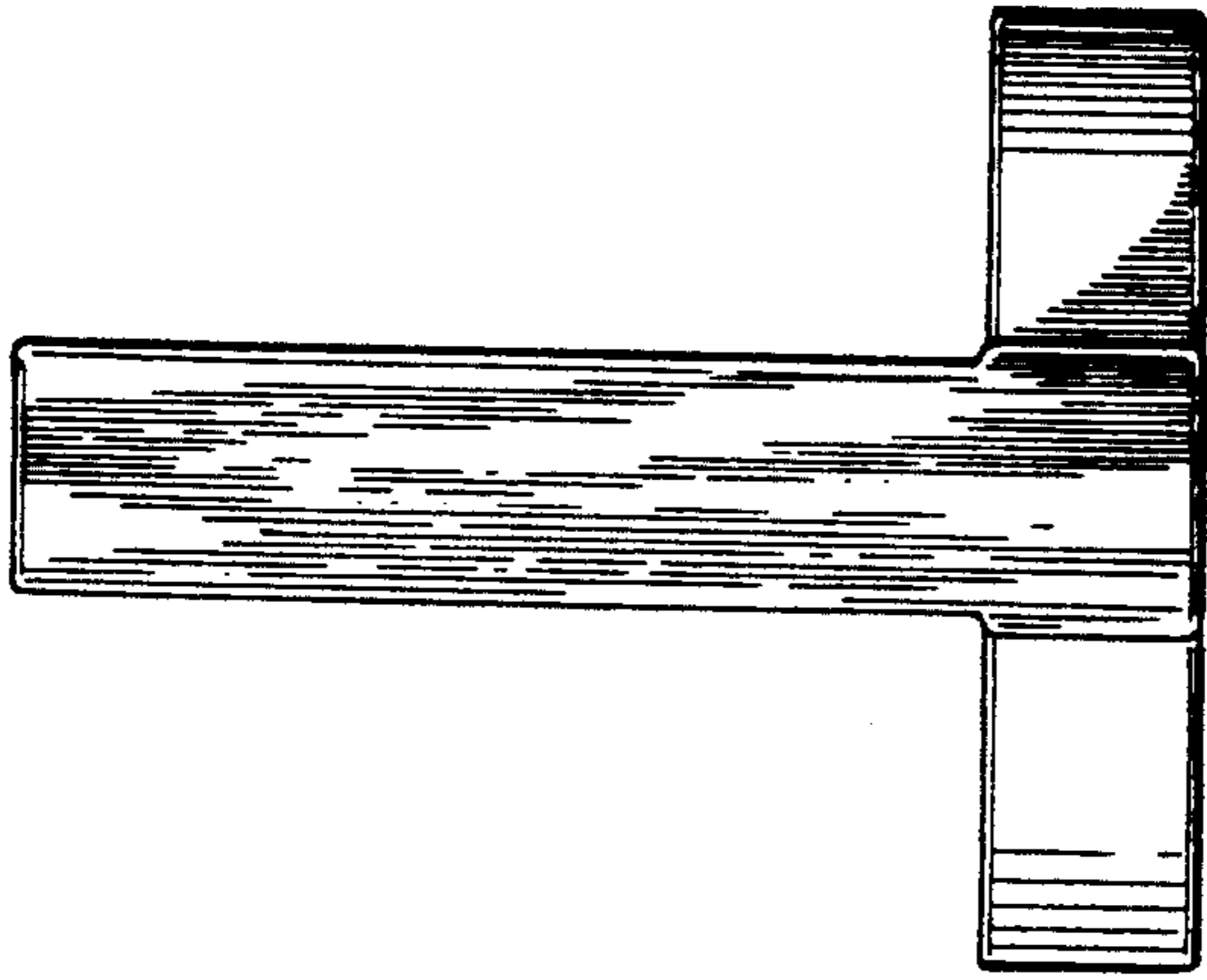


FIG. 4




FIG. 5




FIG. 7




FIG. 6



FIG. 8



FIG. 9