



US00D331892S

United States Patent [19]

[11] Patent Number: Des. 331,892

Semons

[45] Date of Patent: ** Dec. 22, 1992

[54] SLIDE FASTENER ASSEMBLY

[76] Inventor: William Semons, 14 Highland Ave., Salem, Mass. 01970-1303

[**] Term: 14 Years

[21] Appl. No.: 548,769

[22] Filed: Jul. 6, 1990

[52] U.S. Cl. D11/221

[58] Field of Search D11/200, 201, 221, 212, D11/213; 24/381-385, 393, 445, 452, 386

3,546,721 12/1970 Cleary .
 3,785,614 1/1974 Enomoto .
 3,948,705 4/1976 Ausnit .
 4,341,575 7/1982 Herz .
 4,354,541 10/1982 Tilman .
 4,561,109 12/1985 Herrington .
 4,691,373 9/1987 Ausnit .
 4,703,518 10/1987 Ausnit .

FOREIGN PATENT DOCUMENTS

552931 4/1943 United Kingdom 24/381

Primary Examiner—A. Hugo Word
Assistant Examiner—R. Seifert
Attorney, Agent, or Firm—Terry M. Gernstein

[56] References Cited

U.S. PATENT DOCUMENTS

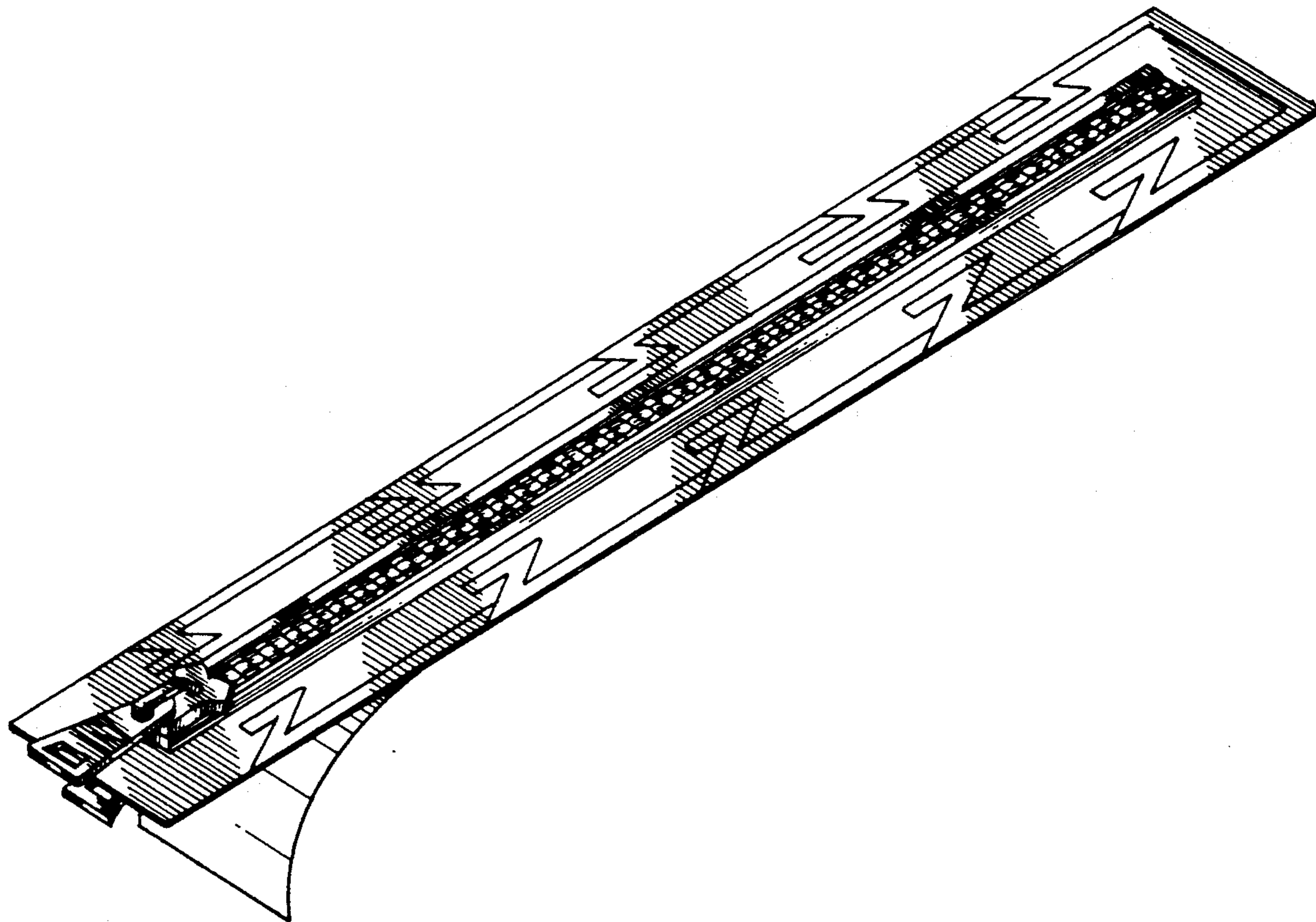
Re. 19,128 4/1934 Drew .
 Re. 28,969 9/1976 Naito .
 D. 97,035 10/1935 Blatz 24/381
 D. 112,421 12/1938 Hersh D11/221
 D. 112,422 12/1938 Hersh D11/221
 D. 115,456 3/1939 Kay 24/381
 D. 115,457 6/1939 Kay 24/381
 2,122,681 7/1938 Dykes .
 2,382,930 8/1945 Williams .
 2,483,604 10/1949 Abramson .
 2,550,000 4/1951 Brady .
 2,768,922 10/1956 Klein .
 2,978,769 4/1961 Harrah .
 3,006,793 10/1961 Wheeler .
 3,346,883 10/1967 Ersek .

[57] CLAIM

The ornamental design for a slide fastener assembly, as shown and described.

DESCRIPTION

FIG. 1 is a perspective view of a slide fastener assembly showing my new design;
 FIG. 2 is an end elevational view;
 FIG. 3 is an end elevational view of the side opposite that shown in FIG. 2;
 FIG. 4 is a side elevational view, the opposite side being a mirror image;
 FIG. 5 is an enlarged top plan view; and,
 FIG. 6 is a bottom plan view.



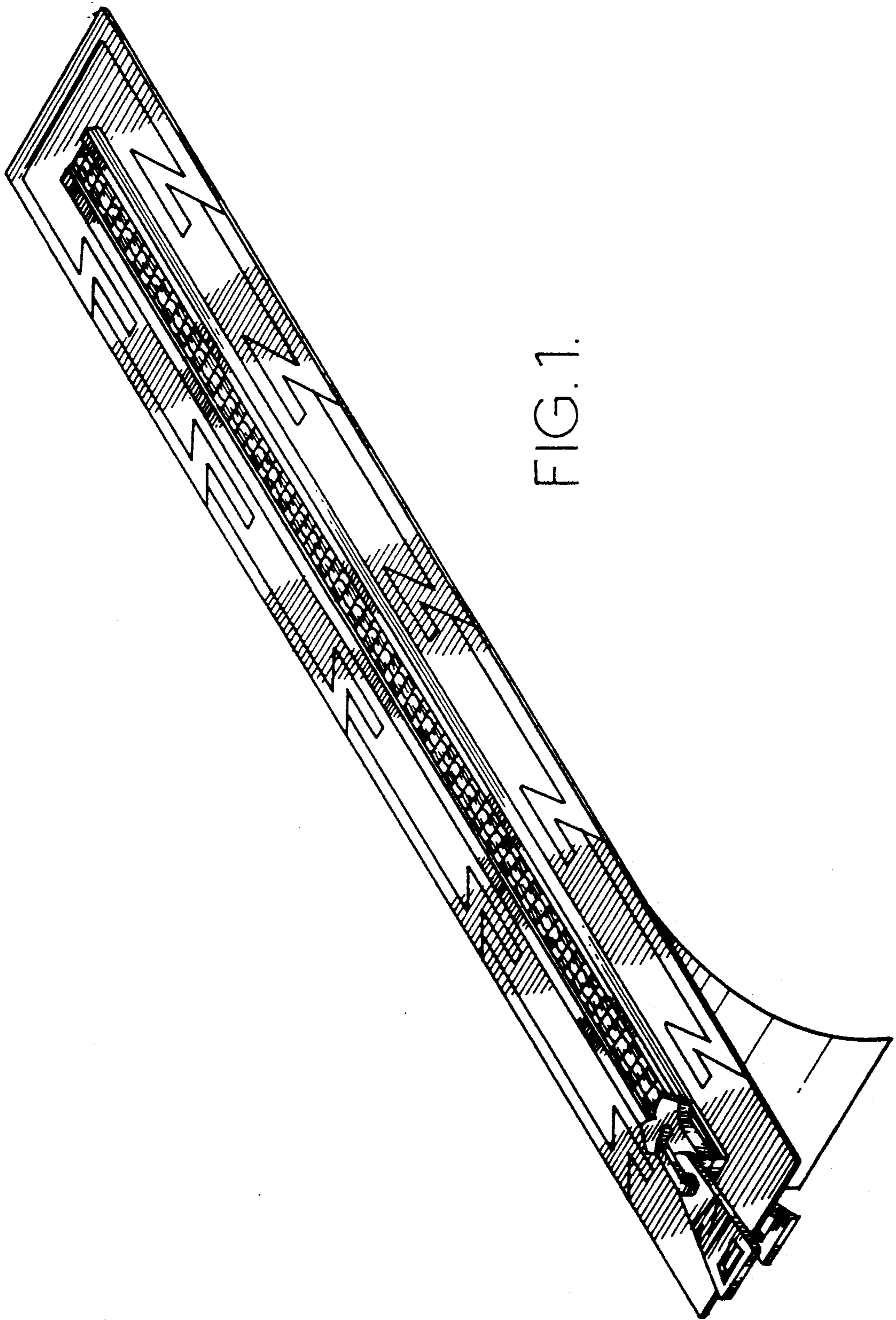


FIG. 1.

FIG. 4.

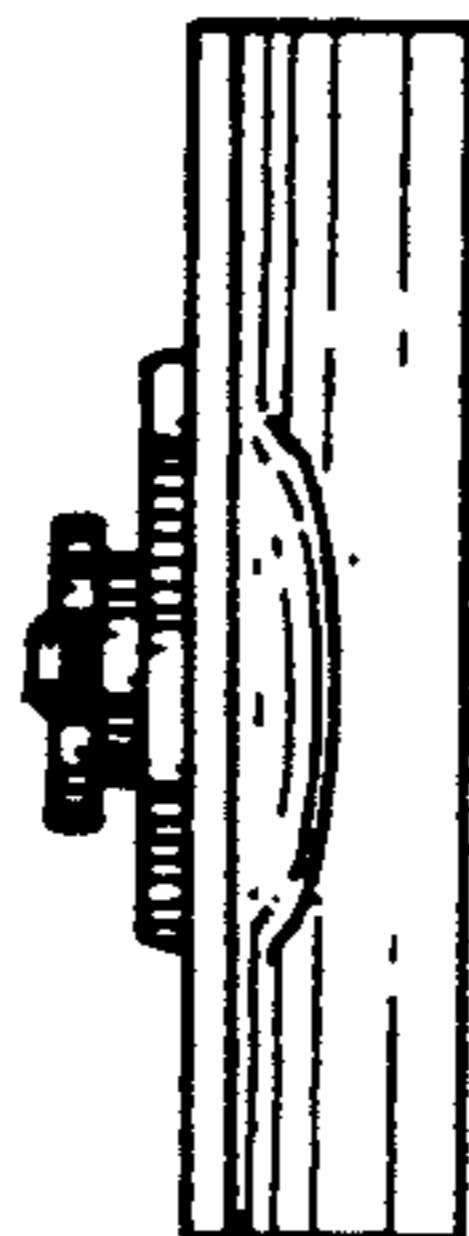
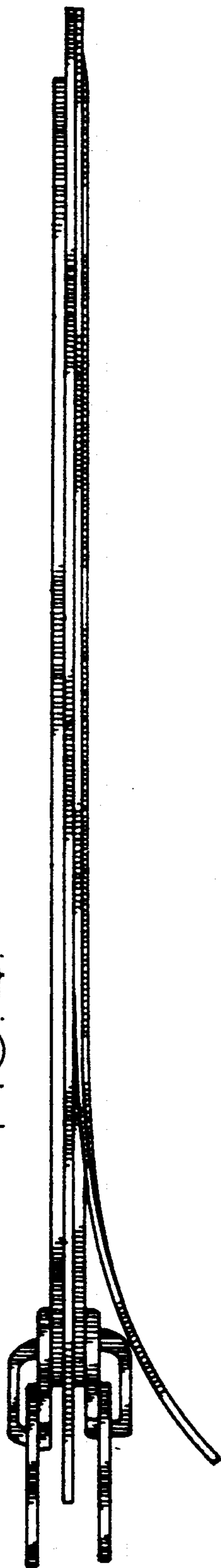


FIG. 3.


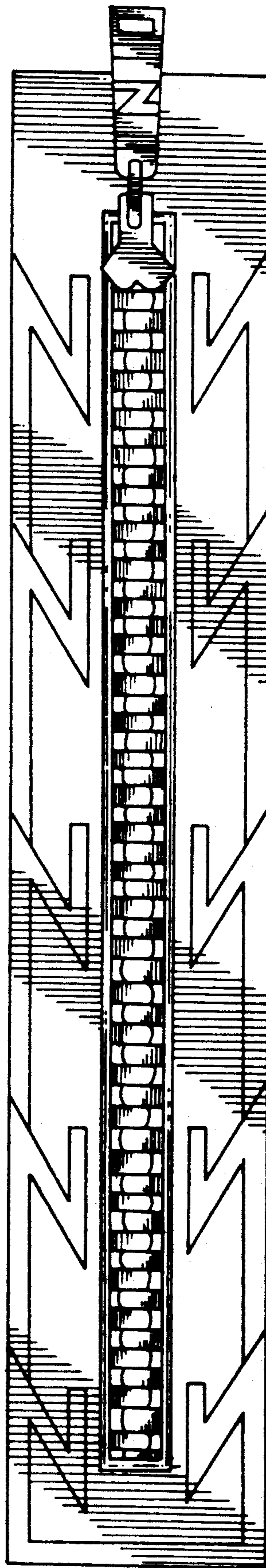


FIG. 2.

FIG. 5.






FIG. 6.