



US00D331883S

United States Patent [19]

[11] Patent Number: **Des. 331,883**

Horton

[45] Date of Patent: **** Dec. 22, 1992**

[54] WRIST WATCH

[76] Inventor: **James B. Horton**, 659 Peekskill Hollow Rd., Putnam Valley, N.Y. 10579

[**] Term: **14 Years**

[21] Appl. No.: **321,468**

[22] Filed: **Mar. 9, 1989**

[52] U.S. Cl. **D10/32; D10/39**

[58] Field of Search **D10/30-32, D10/38, 39, 46.1, 123; D11/3, 6; 368/10, 14, 223-238, 276-278, 280-286**

[56] References Cited

U.S. PATENT DOCUMENTS

D. 239,324	3/1976	Vong	D10/32 X
D. 246,104	10/1977	Vong	D10/32 X
D. 255,016	5/1980	Hofman	D11/3
D. 255,019	5/1980	Hofman	D11/3
D. 257,335	10/1980	Hofman	D11/3
D. 301,983	7/1989	Benoit et al.	D10/32
D. 303,091	8/1989	Goto	D10/30
D. 314,517	2/1991	Dubois	D10/39
3,712,049	1/1973	Luxembourg	368/281

FOREIGN PATENT DOCUMENTS

112154 1/1941 Australia D11/6
64040 2/1913 Switzerland 368/232

OTHER PUBLICATIONS

Hadley Co.; 1935; p. 17; second strap from the top. Jeweler's Circular-Keystone (JCK); Aug. 1985; p. 51; watch at bottom.
Jeweler's Circular-Keystone (JCK); Oct. 1985; p. 126.


Primary Examiner—Alan P. Douglas
Assistant Examiner—Caron D. Veynar
Attorney, Agent, or Firm—Curtis, Morris & Safford

[57] CLAIM

The ornamental design for a wrist watch, as shown and described.

DESCRIPTION

FIG. 1 is a top plan view of a wrist watch showing my new design;
FIG. 2 is a rear elevational view;
FIG. 3 is a left side elevational view;
FIG. 4 is a right side elevational view;
FIG. 5 is a bottom plan view; and,
FIG. 6 is a front elevational view.



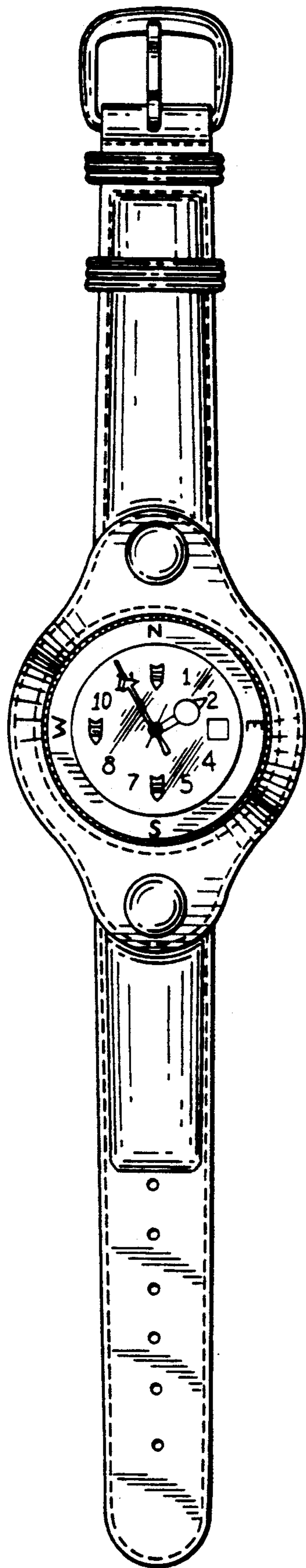


FIG. 1




FIG. 2

FIG. 3

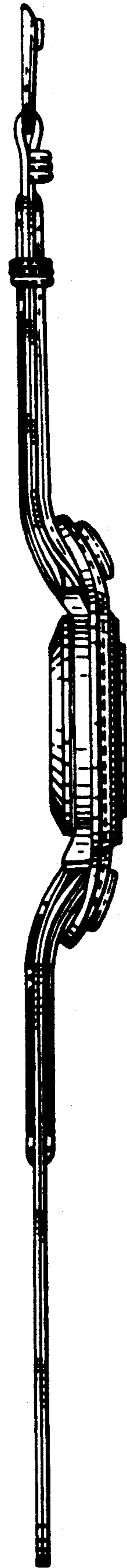


FIG. 4

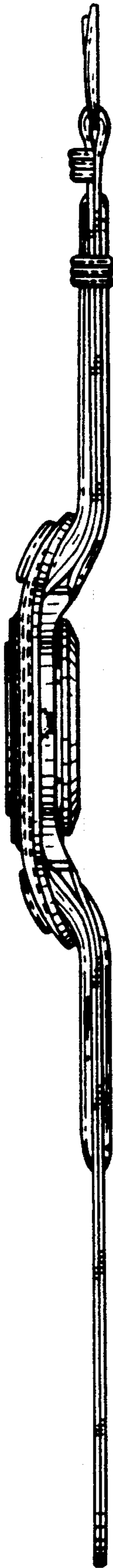


FIG. 5

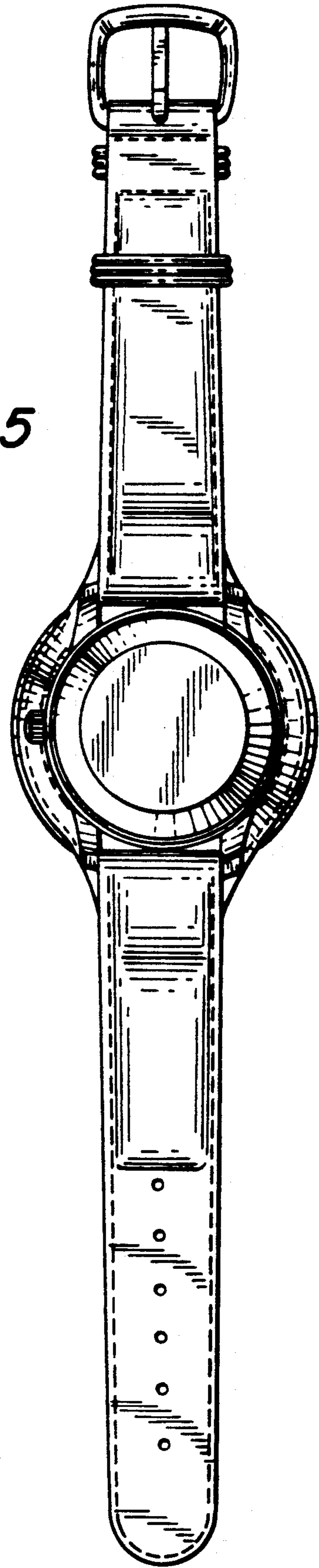


FIG. 6

