



US00D331874S

United States Patent [19]
Schmidt

[11] **Patent Number: Des. 331,874**
[45] **Date of Patent: ** Dec. 22, 1992**

[54] **APPLICATOR CONTAINER**

[75] **Inventor: Peter Schmidt, Hamburg, Fed. Rep. of Germany**

[73] **Assignee: Wella Aktiengesellschaft, Darmstadt, Fed. Rep. of Germany**

[**] **Term: 14 Years**

[21] **Appl. No.: 611,173**

[22] **Filed: Nov. 8, 1990**

[30] **Foreign Application Priority Data**

May 9, 1990 [DE] Fed. Rep. of Germany M-90 03 259.4

[52] **U.S. Cl. D9/337; D9/503; D9/447**

[58] **Field of Search D9/337, 338, 503, 417, D9/450, 447; 401/183, 186, 202, 261, 265; 222/206, 212, 213, 215, 494, 527, 528, 541, 570, 575; 215/1 R, 1 C**

[56] **References Cited**

U.S. PATENT DOCUMENTS

| | | | |
|------------|---------|-------------------|-----------|
| D. 251,203 | 2/1979 | Williamson | D9/503 X |
| D. 264,940 | 6/1982 | Stock | D9/503 X |
| 3,938,898 | 2/1976 | Reitknecht | 401/207 X |
| 4,057,177 | 11/1977 | Laauwe | 222/215 |
| 4,748,990 | 6/1988 | Brown et al. | 401/186 X |

Primary Examiner—Bernard Ansher
Assistant Examiner—Mitchell Siegel
Attorney, Agent, or Firm—Michael J. Striker

[57] **CLAIM**

The ornamental design for an applicator container, as shown and described.

DESCRIPTION

FIG. 1 is a front view top perspective of an applicator container showing my new design;
FIG. 2 is a front elevational view thereof;
FIG. 3 is a top plan view thereof; and,
FIG. 4 is a bottom plan view thereof.

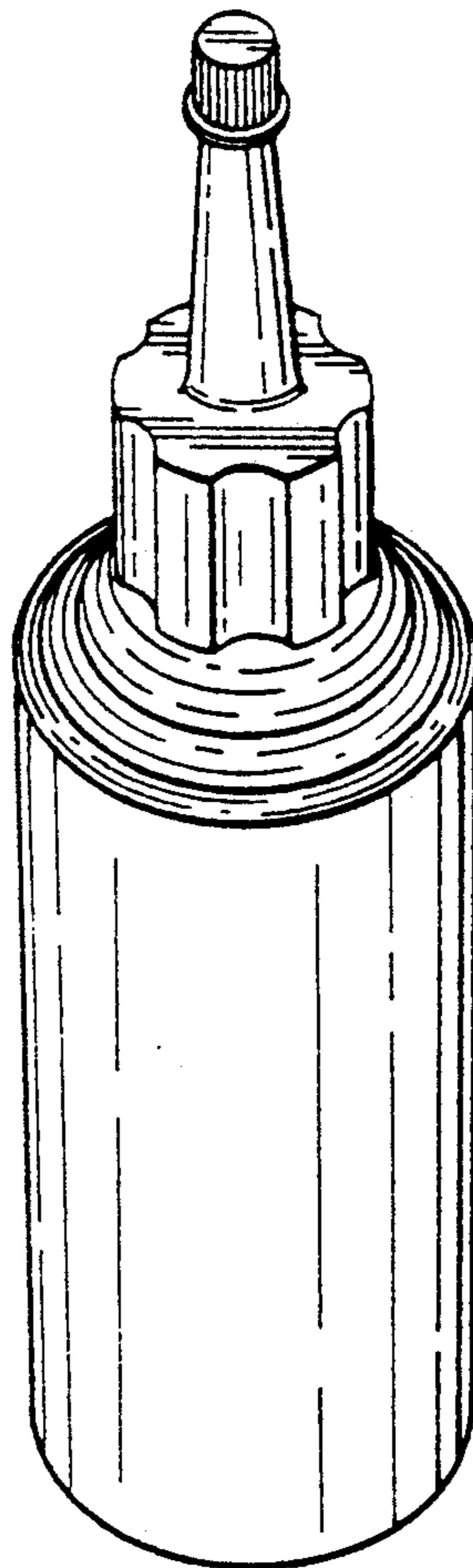


FIG. 1

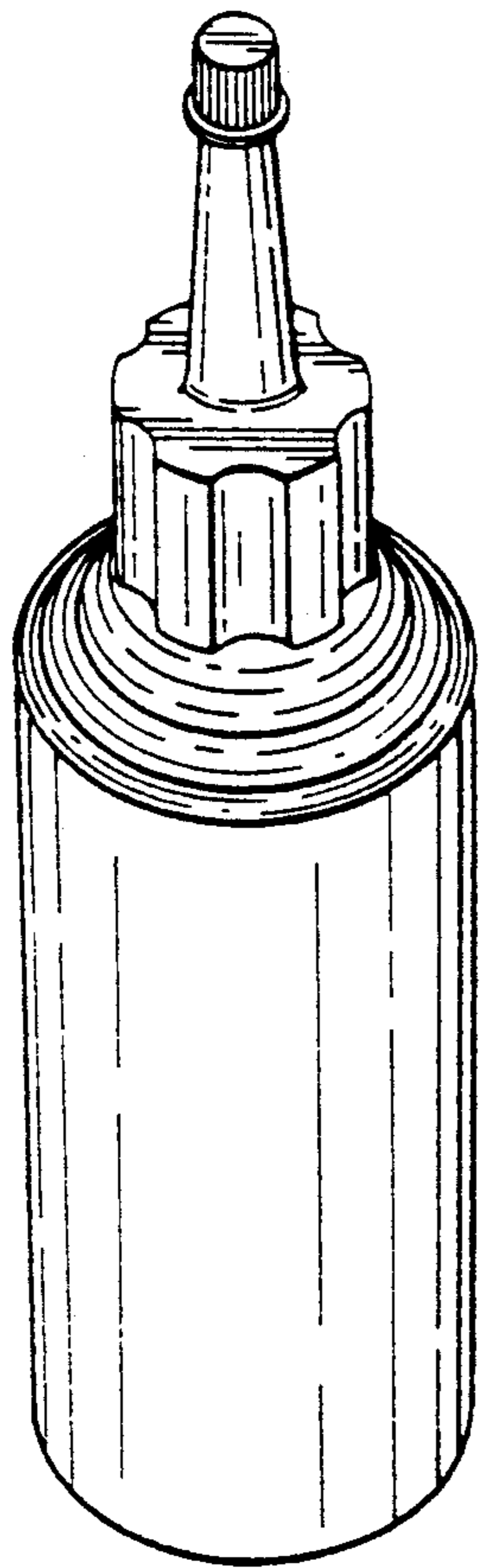


FIG. 3

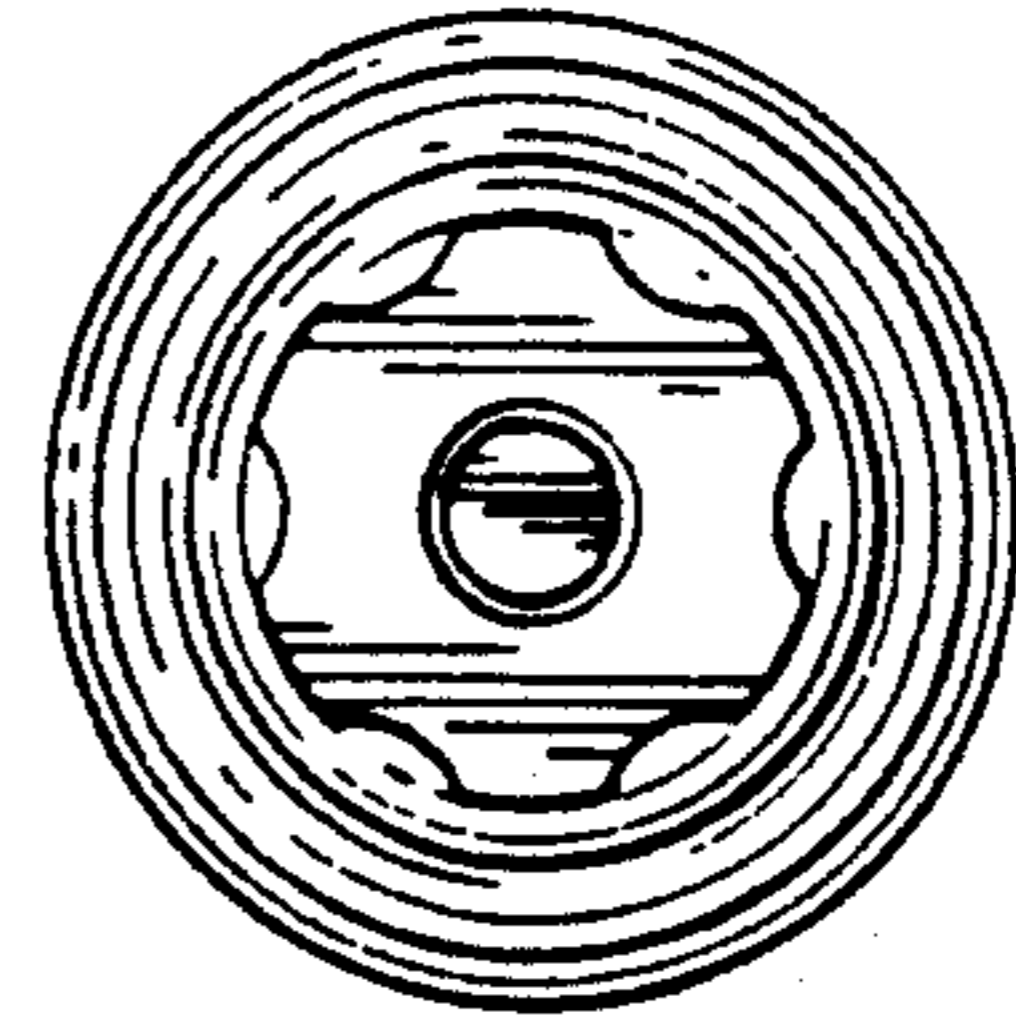


FIG. 2

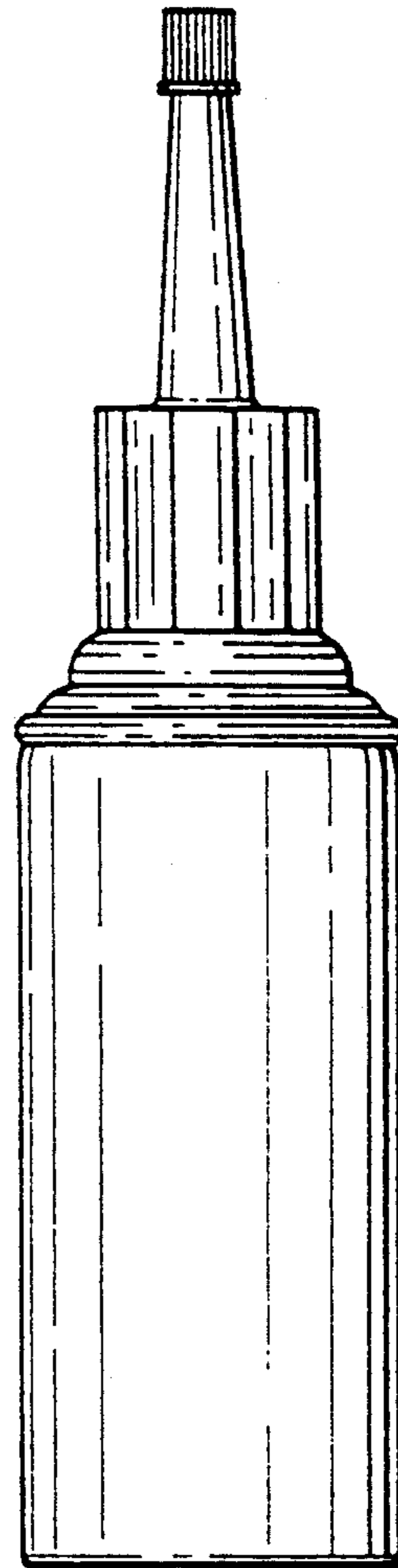


FIG. 4

