



US00D331872S

# United States Patent [19]

[11] Patent Number: **Des. 331,872**

Maruko

[45] Date of Patent: **\*\* Dec. 22, 1992**

[54] **CURTAIN AND GARMENT SUPPORT ROD OR SIMILAR ARTICLE**

1,639,551	8/1927	Booth	.....	248/200.1	X
2,807,183	9/1957	Ney	.....	D17/1	X
3,521,758	7/1970	Guilfoyle, Sr.	.....	248/260.1	X
4,744,471	5/1988	Leister	.....	160/330	X

[76] Inventor: **Warren Maruko**, 27641 Auberry Rd., Clovis, Calif. 93612

### FOREIGN PATENT DOCUMENTS

[\*\*] Term: **14 Years**

0236327 7/1925 United Kingdom ..... 248/200.1

[21] Appl. No.: **539,539**

*Primary Examiner*—Horace B. Fay, Jr.  
*Attorney, Agent, or Firm*—Leon Gilden

[22] Filed: **Jun. 15, 1990**

[52] U.S. Cl. .... **D8/376; D8/380**

[58] Field of Search ..... **D8/376, 380, 373, 395; 298/200.1; 160/330; D17/1; D11/48, 87, 96**

### [57] CLAIM

The ornamental design for a curtain and garment support rod or similar article, as shown and described.

### [56] References Cited

#### U.S. PATENT DOCUMENTS

D. 16,054	4/1885	Gould	.....	D8/376
D. 179,792	2/1957	Woolley	.....	D8/376
D. 186,364	10/1959	Armento	.....	D8/376 X
D. 268,963	5/1983	Wiman	.....	D11/48 X
D. 290,971	7/1987	Quilty	.....	D8/395 X
527,273	10/1894	Fowler et al.	.....	248/200.1 X
856,316	6/1907	Thurston	.....	248/200.1 X

### DESCRIPTION

FIG. 1 is a front elevational view of a curtain and garment support rod or similar article;  
FIG. 2 is a rear elevational view thereof;  
FIG. 3 is a left side elevational view thereof;  
FIG. 4 is a right side elevational view thereof;  
FIG. 5 is a top plan view thereof; and,  
FIG. 6 is a bottom plan view thereof.

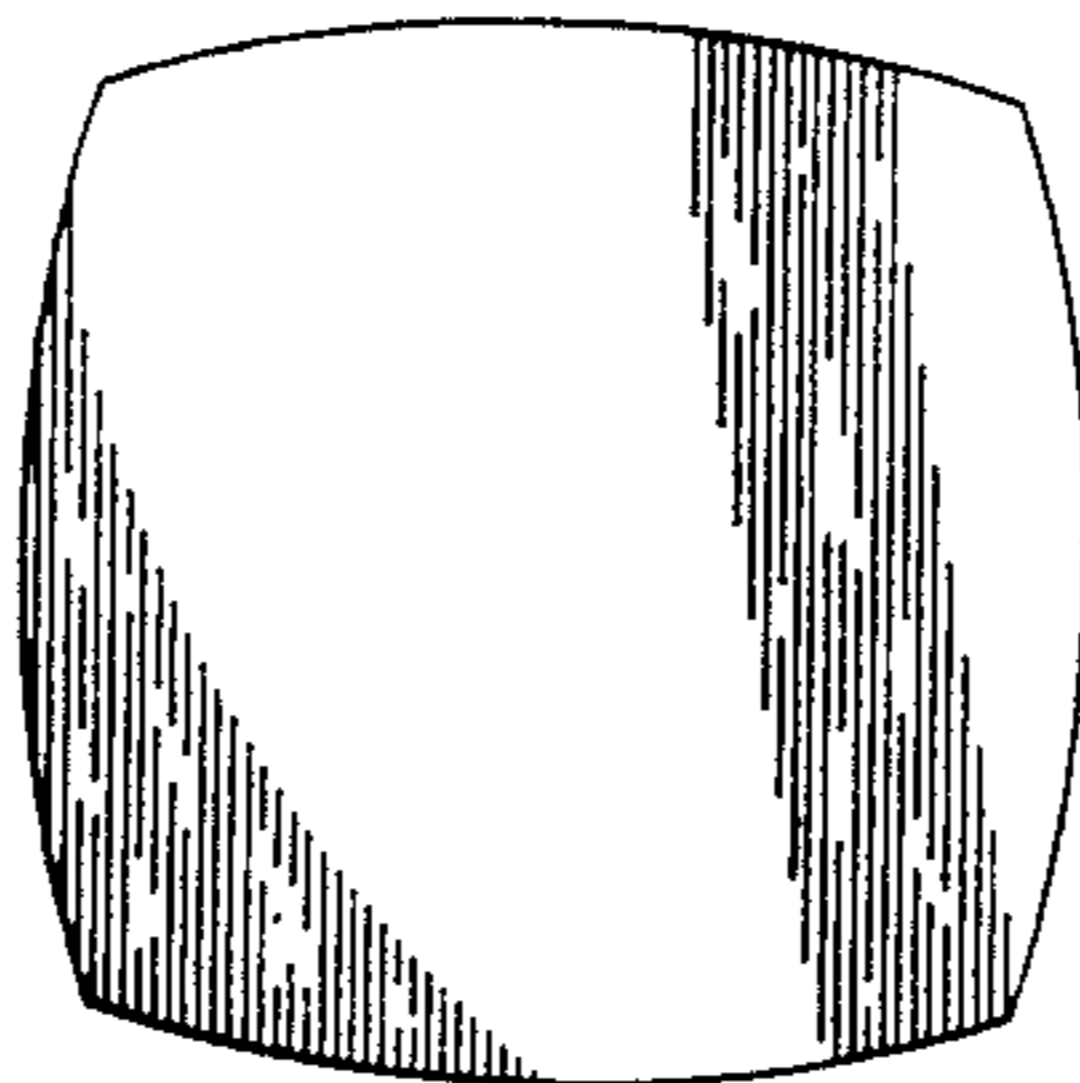


FIG. 1

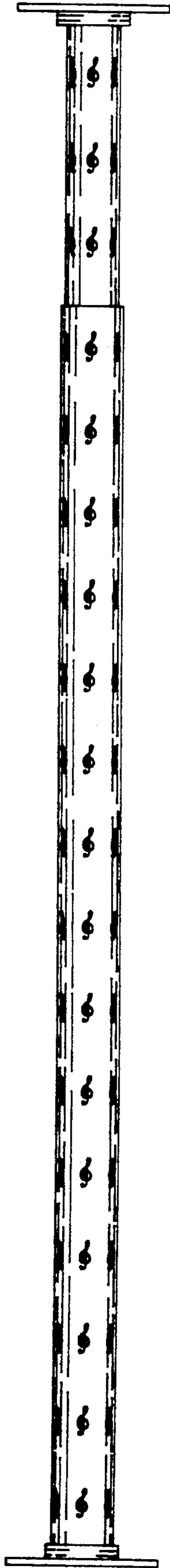
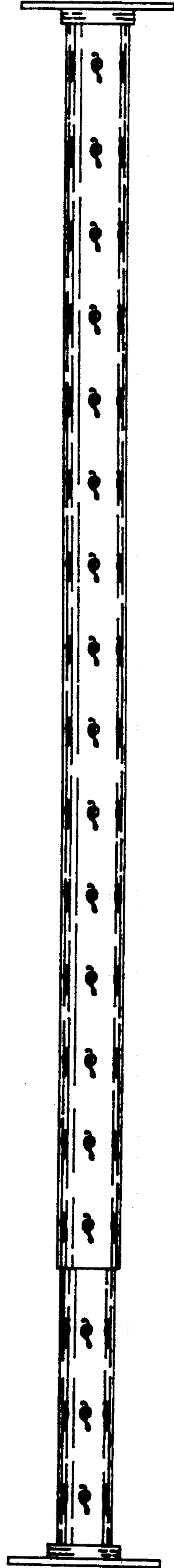
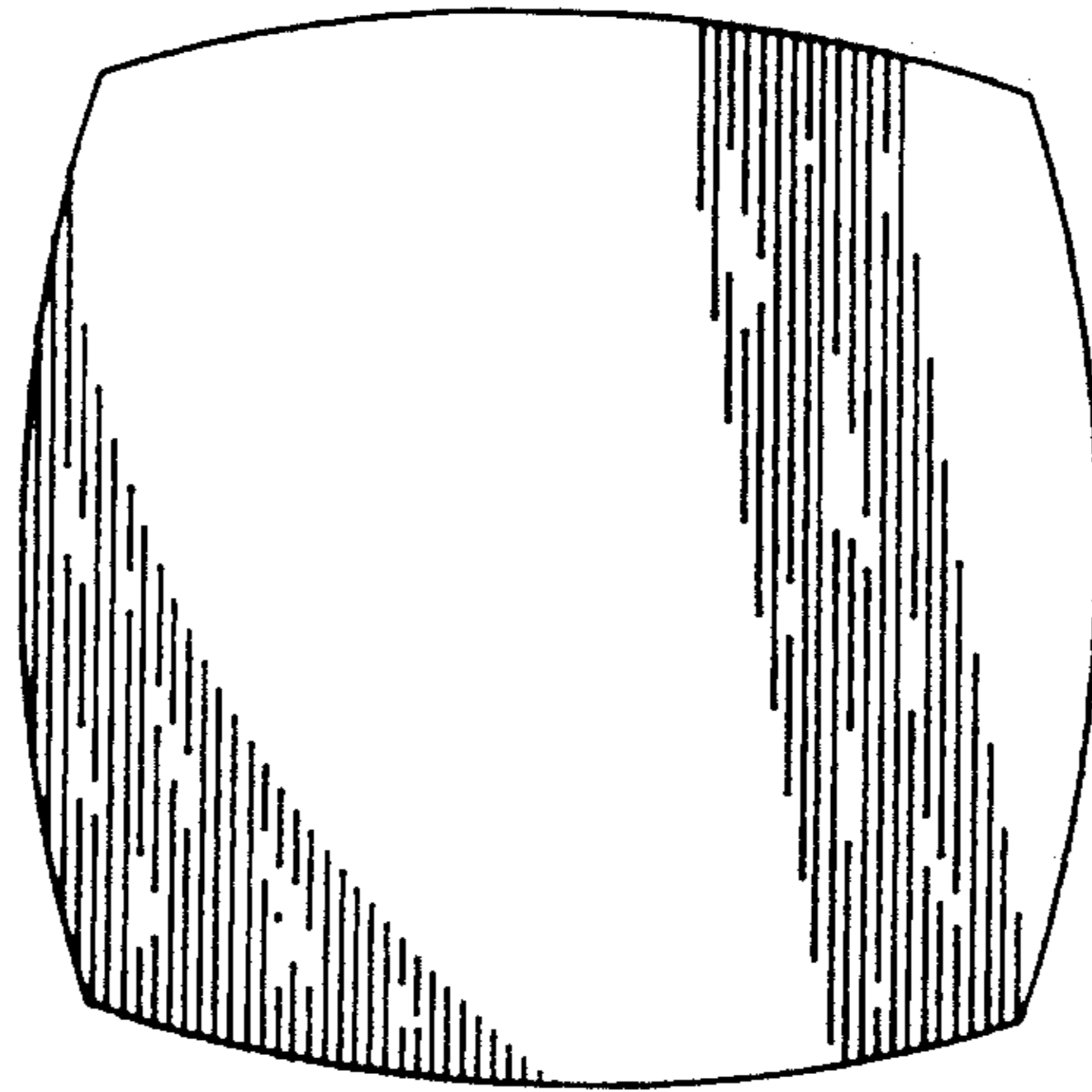


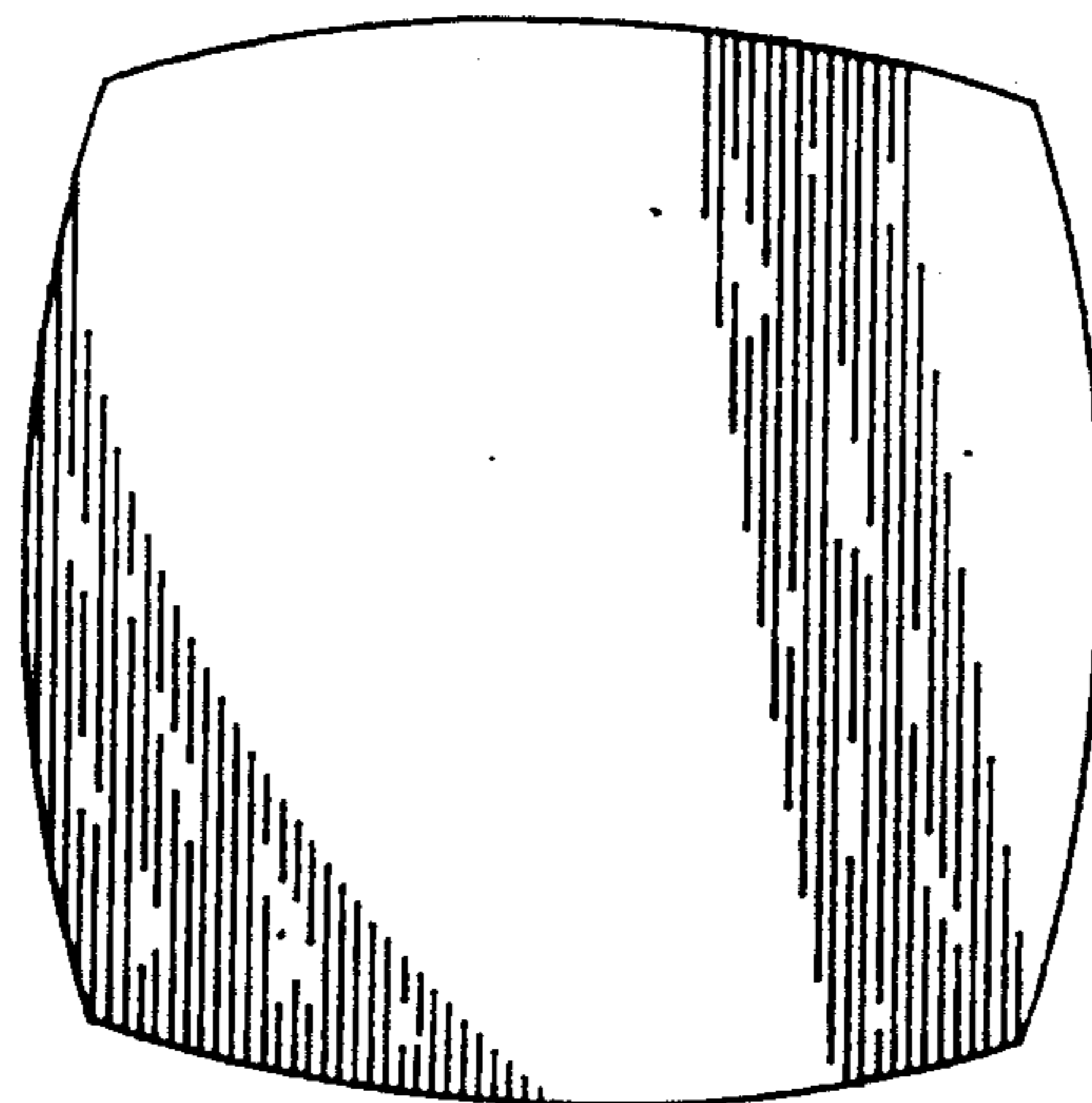
FIG. 2



*FIG. 3*



*FIG. 4*



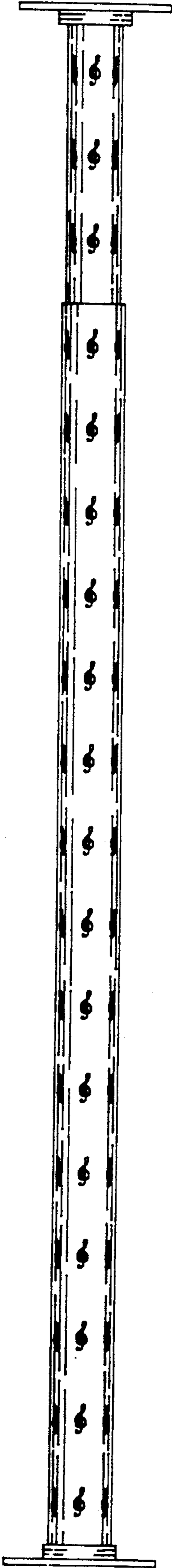


FIG. 5

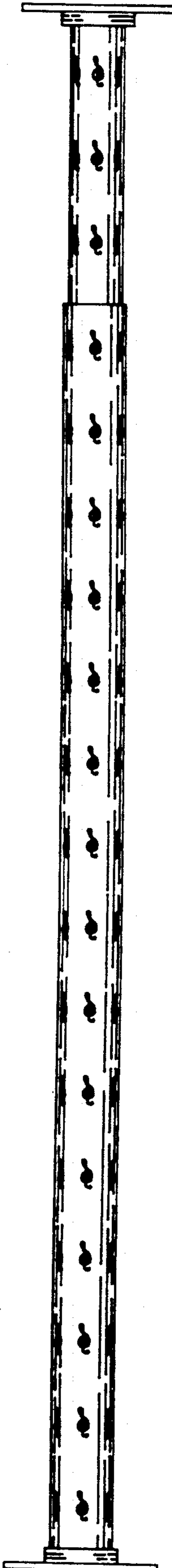


FIG. 6