



US00D331870S

United States Patent [19]

[11] Patent Number: **Des. 331,870**

Fuller

[45] Date of Patent: **** Dec. 22, 1992**

- [54] **ANTI-THEFT VEHICLE STEERING WHEEL LOCK**
- [75] Inventor: **Kip L. Fuller**, Littleton, Colo.
- [73] Assignee: **Innovision Technologies Group, Inc.**, Denver, Colo.
- [**] Term: **14 Years**
- [21] Appl. No.: **663,703**
- [22] Filed: **Mar. 4, 1991**
- [52] U.S. Cl. **D8/331**
- [58] Field of Search **D8/330-331, D8/333, 336; 20/14, 202, 209, 211, 237-238, 245, 247, 416-417, 225-226, 229, 422**

[56]

References Cited

U.S. PATENT DOCUMENTS

- | | | | |
|------------|---------|---------------|--------|
| D. 316,026 | 4/1991 | Fuller | D8/331 |
| 646,823 | 4/1900 | Gavin | |
| 990,915 | 5/1911 | Slepicka | |
| 1,019,552 | 3/1912 | Symons | |
| 1,139,757 | 5/1915 | Fassett | |
| 1,223,060 | 4/1917 | Louthan | |
| 1,238,598 | 8/1917 | Thorell | |
| 1,239,602 | 9/1917 | Johnston | |
| 1,301,493 | 4/1919 | Niemeyer | |
| 1,326,803 | 12/1919 | Tapley | |
| 1,347,463 | 7/1920 | Jameson | |
| 1,364,539 | 1/1921 | Baker et al. | |
| 1,429,334 | 9/1922 | Furber | |
| 1,438,734 | 12/1922 | Willett | |
| 1,448,658 | 3/1923 | Furber | |
| 1,481,537 | 1/1924 | Carney | |
| 1,539,446 | 5/1925 | Vincent | |
| 1,655,350 | 1/1928 | Alfisi | |
| 1,853,403 | 4/1932 | Briggs | |
| 2,075,040 | 2/1934 | Kieber | |
| 2,621,385 | 12/1952 | Gilmore | |
| 3,032,183 | 5/1962 | Magazanik | |
| 3,108,510 | 10/1963 | Tolbert, Sr. | |
| 3,245,239 | 4/1966 | Zaidener | |
| 3,334,501 | 8/1967 | Greenwald | |
| 3,462,982 | 8/1969 | Moore | |
| 3,531,955 | 10/1970 | Taylor et al. | |
| 3,562,706 | 2/1971 | Mason | |
| 3,566,350 | 2/1971 | Kahn | |
| 3,622,978 | 11/1971 | Lipschutz | |
| 3,664,164 | 5/1972 | Zaidener | |
| 3,670,301 | 6/1972 | Douglas | |
| 3,710,371 | 1/1973 | Whalen et al. | |
| 3,742,743 | 7/1973 | Stoyanovitch | |
| 3,772,646 | 11/1973 | Keith | |
| 3,815,391 | 6/1974 | Latta | |
| 3,818,437 | 6/1974 | DiMarco | |

- | | | | |
|-----------|---------|------------------------|--------|
| 3,898,823 | 8/1975 | Ludeman | |
| 3,981,168 | 9/1976 | Vanelli Coralli et al. | |
| 4,074,550 | 2/1978 | Rowlings | |
| 4,103,524 | 8/1978 | Mitchell et al. | |
| 4,155,067 | 5/1979 | Gleeson | |
| 4,211,995 | 7/1980 | Smith | |
| 4,304,110 | 12/1981 | Fain | |
| 4,322,714 | 5/1982 | Morgan | |
| 4,337,454 | 6/1982 | Iwata | |
| 4,338,806 | 7/1982 | Cox | |
| 4,356,364 | 10/1982 | Soto | |
| 4,358,750 | 11/1982 | Webster | |
| 4,359,717 | 11/1982 | Huber | |
| 4,370,875 | 2/1983 | Piironen | |
| 4,444,030 | 4/1984 | Dausch | |
| 4,466,044 | 8/1984 | Fey | |
| 4,495,484 | 1/1985 | Kawakatsu et al. | |
| 4,663,611 | 5/1987 | Humphrey | |
| 4,679,420 | 7/1987 | Yang | |
| 4,738,127 | 4/1988 | Johnson | |
| 4,750,341 | 6/1988 | Laguna | |
| 4,829,797 | 5/1989 | Wu | |
| 4,833,442 | 5/1989 | Von Heck | |
| 5,115,652 | 5/1992 | Starmer | 70/209 |


Primary Examiner—Brian N. Vinson
Attorney, Agent, or Firm—Wood, Herron & Evans

[57] CLAIM

The ornamental design for an anti-theft vehicle steering wheel lock, as shown and described.

DESCRIPTION

FIG. 1 is a front elevational view of an anti-theft vehicle steering wheel lock showing my new design;
 FIG. 2 is a top plan view thereof;
 FIG. 3 is an inverted rear elevational view thereof;
 FIG. 4 is a bottom plan view thereof;
 FIG. 5 is a right side elevational view thereof;
 FIG. 6 is a left side elevational view thereof;
 FIG. 7 is a front elevational view of an alternative embodiment of an anti-theft vehicle steering wheel lock showing my new design;
 FIG. 8 is a top plan view thereof;
 FIG. 9 is an inverted rear elevational view thereof;
 FIG. 10 is a bottom plan view thereof;
 FIG. 11 is a right side elevational view thereof; and,
 FIG. 12 is a left side elevational view thereof.
 The broken-line depiction in the views of a steering wheel is for illustrative purposes only and forms no part of the claimed design.






FIG. 1




FIG. 2




FIG. 3




FIG. 4



FIG. 5

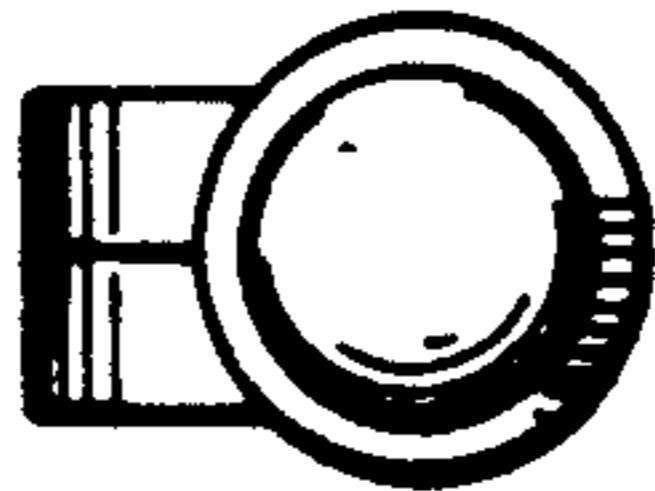


FIG. 6




FIG. 7




FIG. 8




FIG. 9




FIG. 10



FIG. 11




FIG. 12