



US00D331860S

United States Patent [19]

Stanfield

[11] Patent Number: **Des. 331,860**

[45] Date of Patent: **** Dec. 22, 1992**

[54] **COMBINED PLATE AND BEVERAGE HOLDER**

[76] Inventor: **John Stanfield, 425 Riverhill Dr., Atlanta, Ga. 30328**

[**] Term: **14 Years**

[21] Appl. No.: **456,294**

[22] Filed: **Dec. 26, 1989**

[52] U.S. Cl. **D7/549; D7/505; D7/553; D7/555**

[58] Field of Search **D7/549, 550, 507, 553, D7/541, 554, 555, 505, 575, 309; D9/347; 248/346; 312/326**

[56] **References Cited**

U.S. PATENT DOCUMENTS

D. 89,791	5/1933	Pittman	D7/555
D. 139,954	1/1945	Krass	D7/505
D. 148,197	12/1947	Therrios	D7/555
D. 150,666	8/1948	Zachary	D7/555
D. 184,416	2/1959	Anderson	D7/555
D. 227,851	7/1973	Nowland et al.	D7/554
D. 270,506	9/1983	Thorne	D7/553 X

D. 307,529	5/1990	Baetens	D7/549 X
421,264	2/1890	Gibbons	D7/555 X
2,003,895	6/1935	Marin	D7/555 X
4,607,758	8/1986	Stevens	D7/553 X
4,989,742	2/1991	Powell	D7/554 X

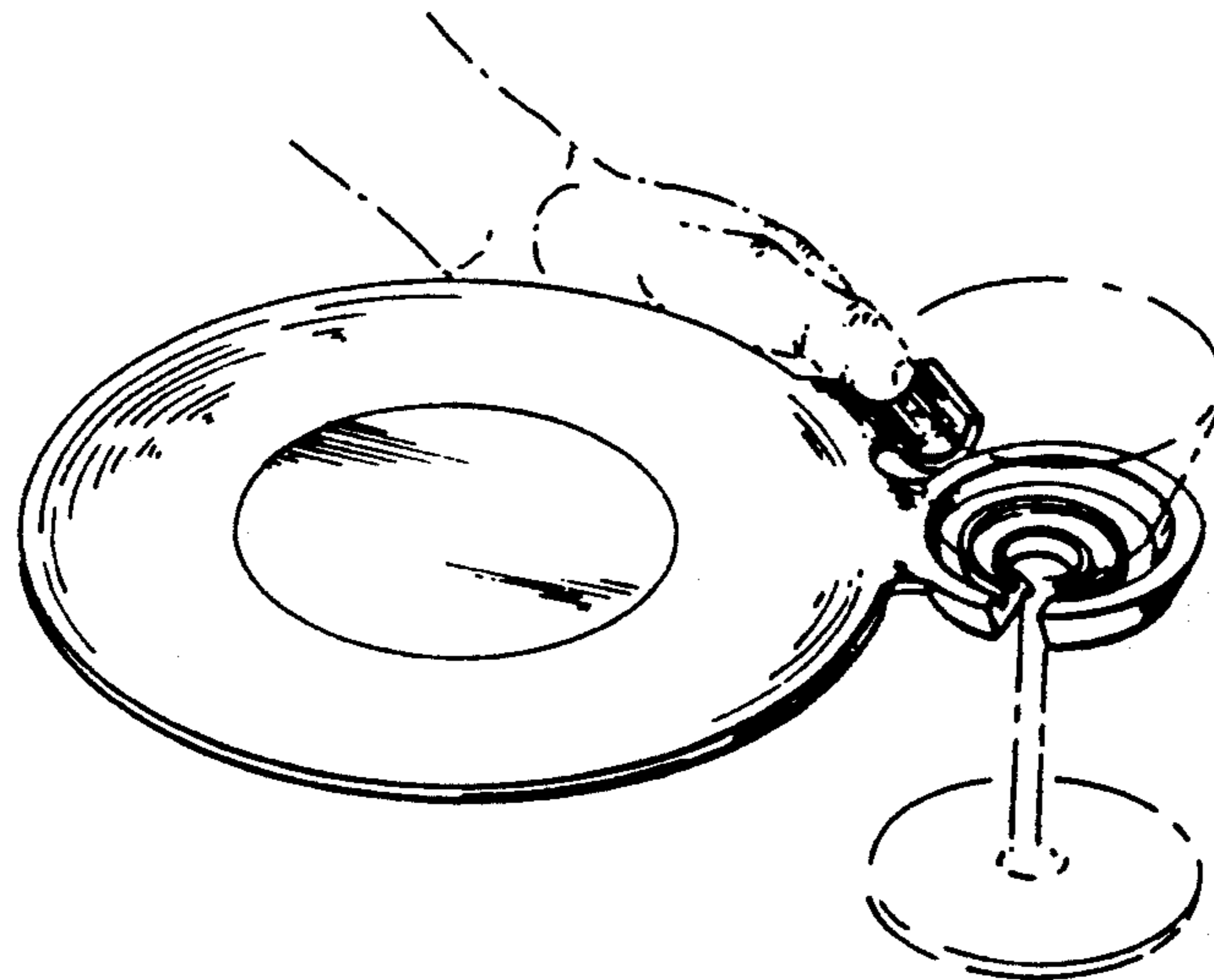
Primary Examiner—Alan P. Douglas
Assistant Examiner—M. N. Pandozzi
Attorney, Agent, or Firm—Kennedy & Kennedy

[57] **CLAIM**

The ornamental design for a combined plate and beverage holder, as shown and described.

DESCRIPTION

FIG. 1 is a top front perspective view of a combined plate and beverage holder showing my new design; FIG. 2 is a rear elevational view thereof; FIG. 3 is a front elevational view thereof; FIG. 4 is a right side elevational view thereof; FIG. 5 is a left side elevational view thereof; FIG. 6 is a top plan view thereof; and, FIG. 7 is a bottom plan view thereof. The broken line showing of a hand and wine glass in FIG. 1 is for illustrative purposes only and forms no part of the claimed design.



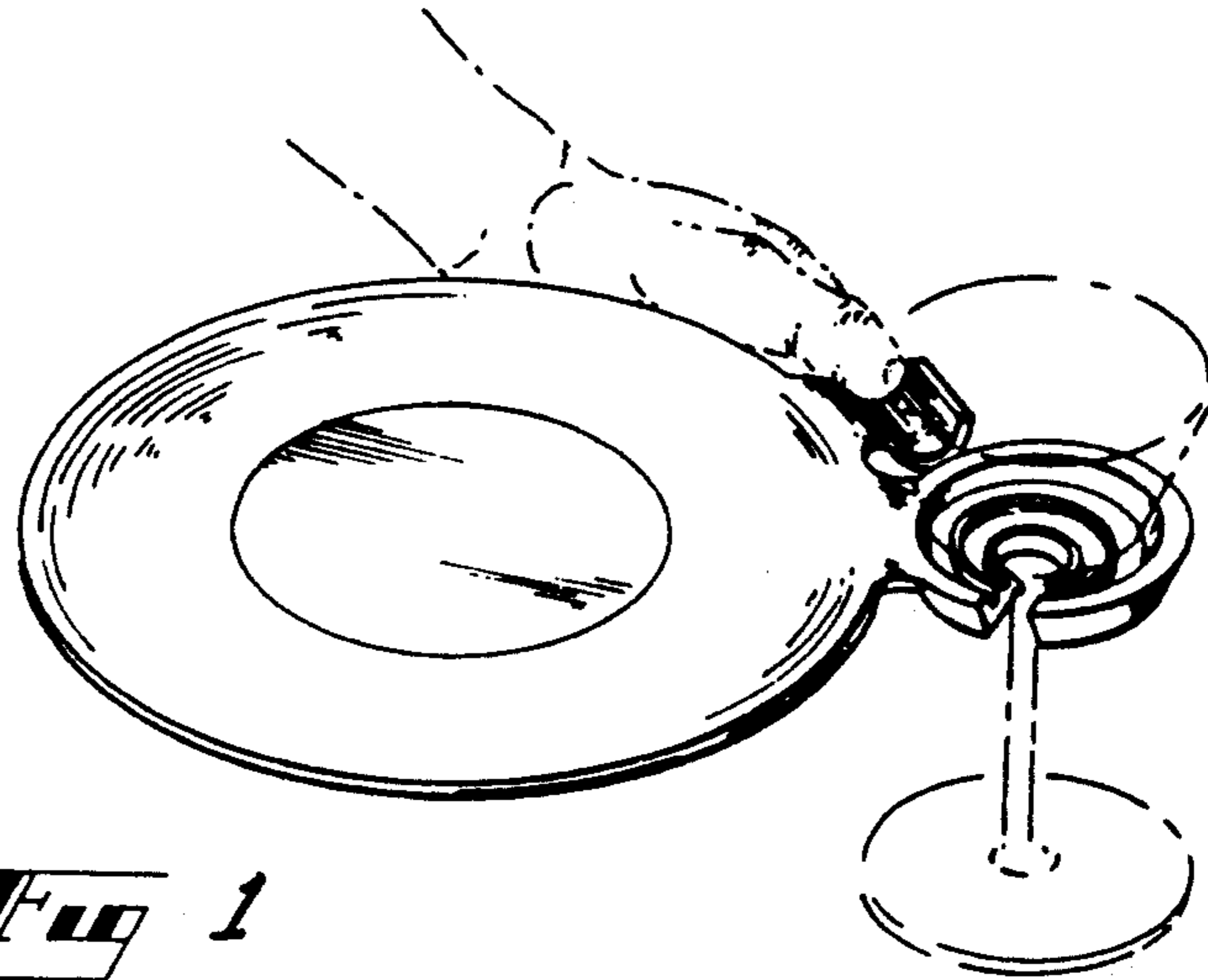


Fig 1




Fig 2




Fig 3




Fig 4




Fig 5

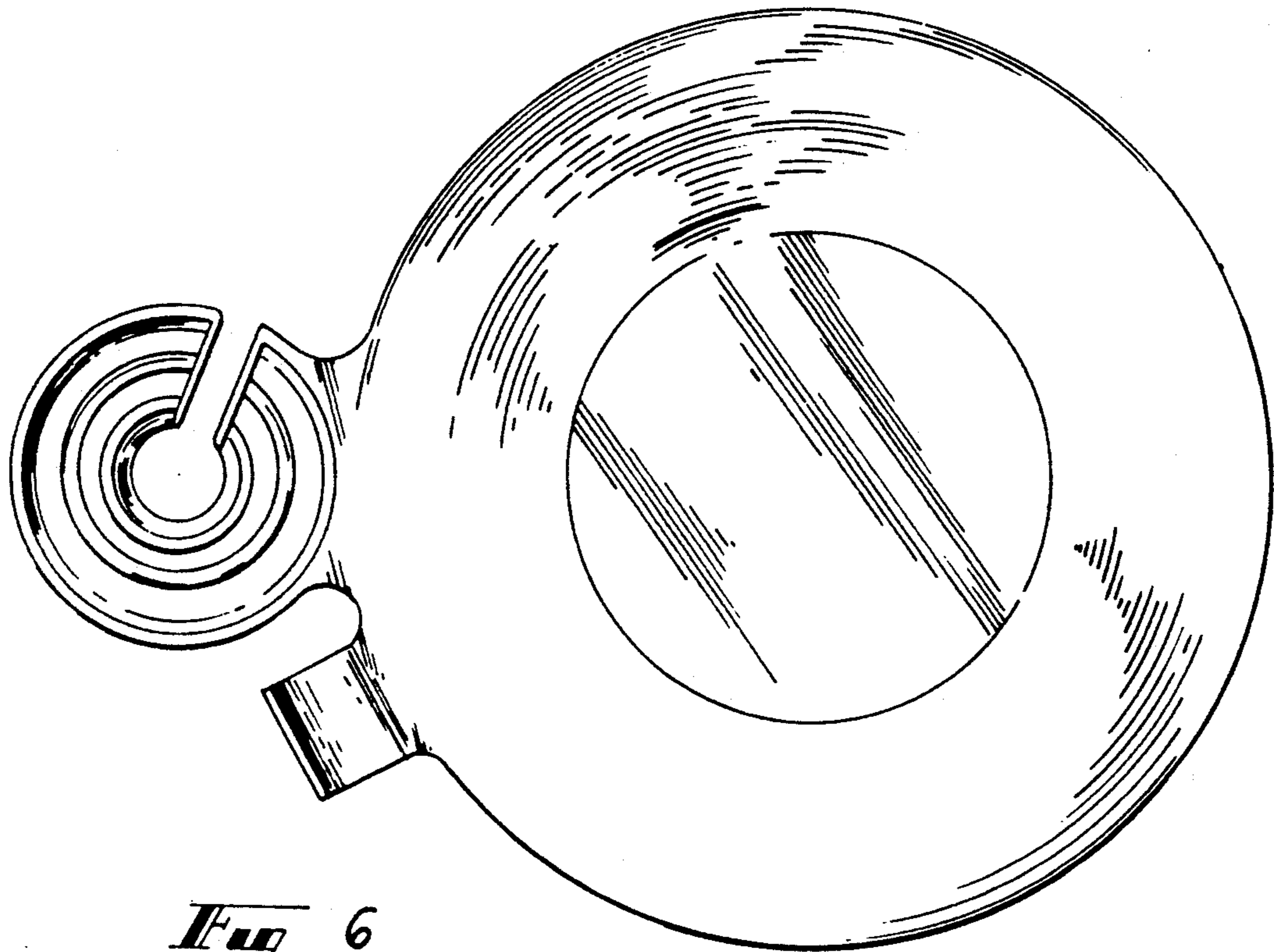


Fig 6

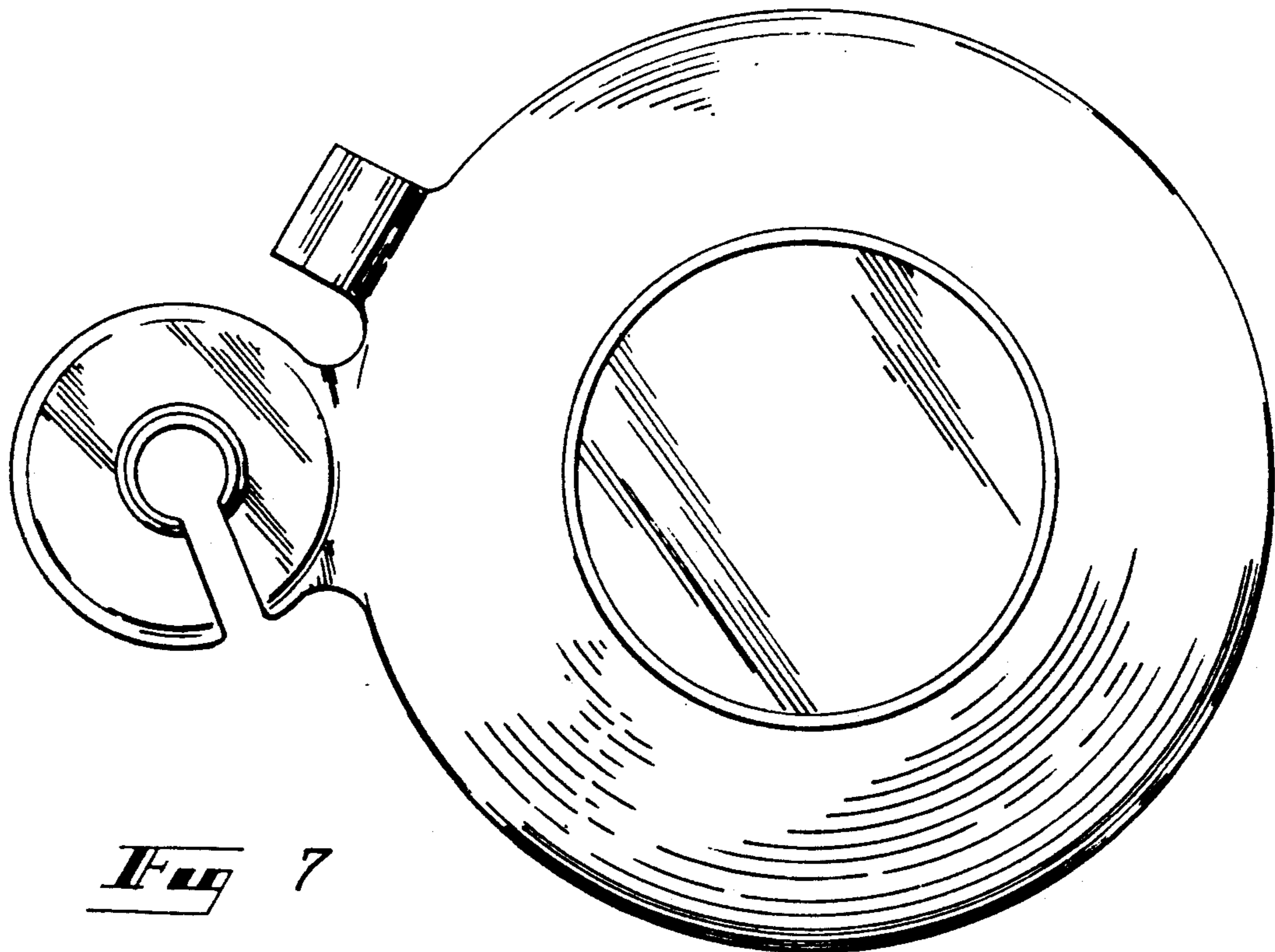


Fig 7