



US00D331847S

United States Patent [19]

[11] Patent Number: **Des. 331,847**

Allen

[45] Date of Patent: **** Dec. 22, 1992**

[54] **COMBINED STORE PARTITION AND DISPLAY CABINET**

[75] Inventor: **John L. Allen, Houston, Tex.**

[73] Assignee: **Liz Claiborne, Inc., New York, N.Y.**

[*] Notice: The portion of the term of this patent subsequent to May 5, 2006 has been disclaimed.

[**] Term: **14 Years**

[21] Appl. No.: **411,606**

[22] Filed: **Sep. 21, 1989**

[52] U.S. Cl. **D6/470; D6/397; D6/441**

[58] Field of Search **D6/470-472, D6/455, 449, 432, 436, 396, 397, 444, 445, 446, 441; D20/10, 21; D9/418; 312/114, 116, 138.1, 194, 224, 225**

[56] **References Cited**

U.S. PATENT DOCUMENTS

- D. 79,931 11/1929 Mellinger D6/470
- D. 100,141 6/1936 Worth D6/470

- D. 108,035 1/1938 Reinecke D20/10
- D. 114,987 5/1939 Clerc D6/470 X
- D. 116,153 8/1939 Vaughn D6/470
- D. 129,477 9/1941 Gannon D6/472
- D. 129,731 9/1941 Luttrell D9/418
- D. 273,648 5/1984 Avlenti D6/470 X
- D. 288,997 3/1987 Kraynak D6/472 X
- D. 307,079 4/1990 Robertson D6/470 X
- 1,749,686 3/1930 Agazzi 312/225

Primary Examiner—Carmen H. Vales-Lado

Assistant Examiner—Jeffrey Asch

Attorney, Agent, or Firm—Kirschstein, Ottinger, Israel & Schiffmiller

[57] **CLAIM**

The ornamental design for a combined store partition and display cabinet, as shown and described.

DESCRIPTION

FIG. 1 is a top plan view of a combined store partition and display cabinet showing my new design;
 FIG. 2 is a front elevational view thereof;
 FIG. 3 is a right side elevational view thereof, the left side being a mirror image thereof;
 FIG. 4 is a rear elevational view thereof; and,
 FIG. 5 is an enlarged perspective view thereof.

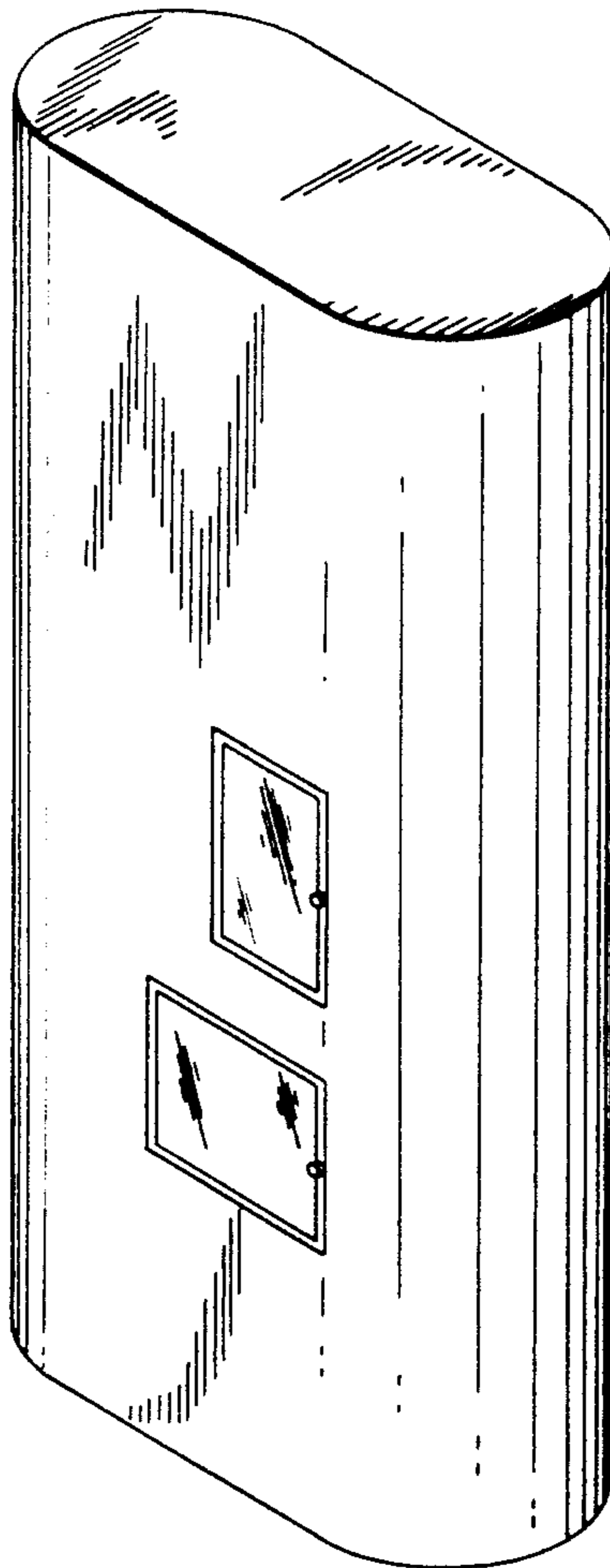


FIG. 1




FIG. 2

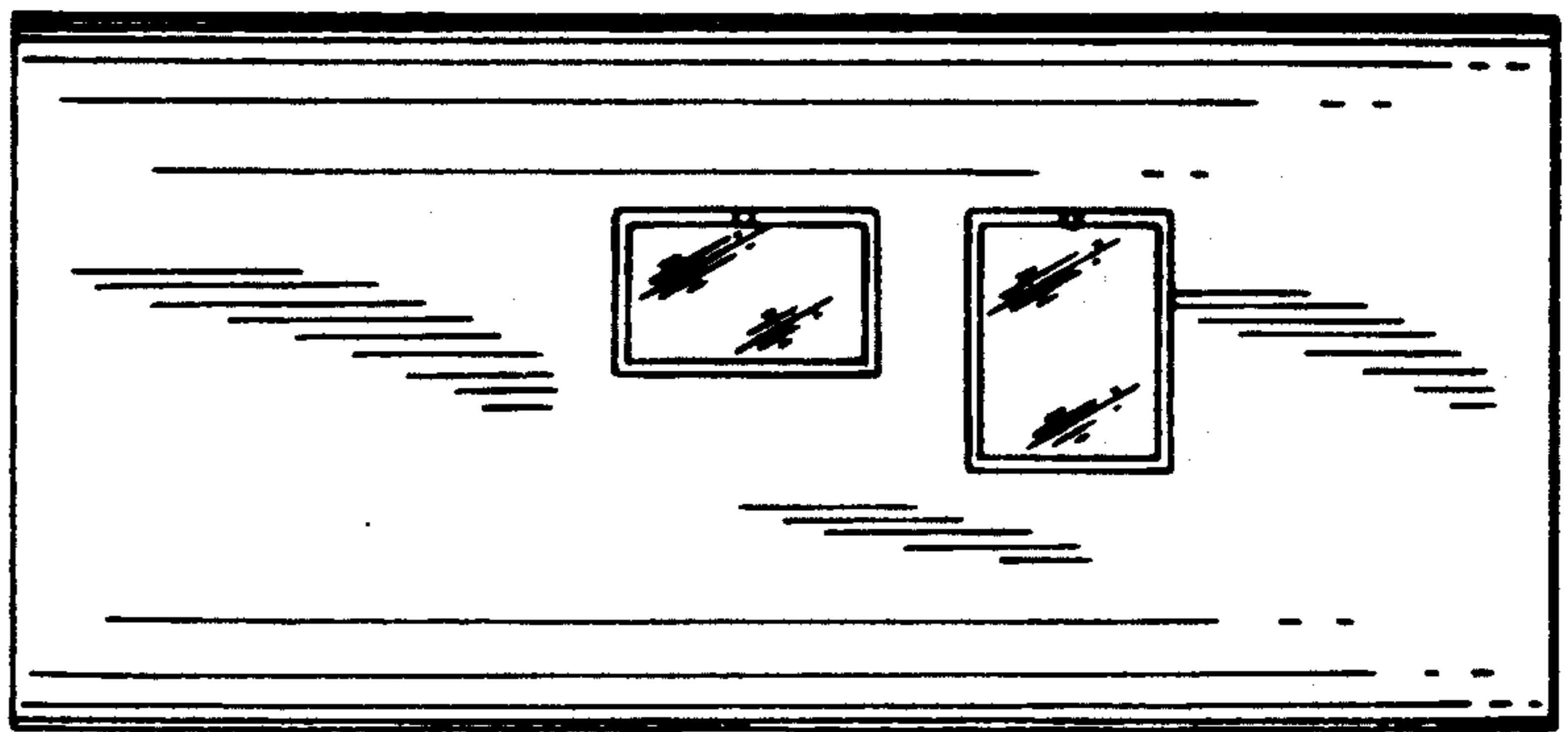


FIG. 3




FIG. 4

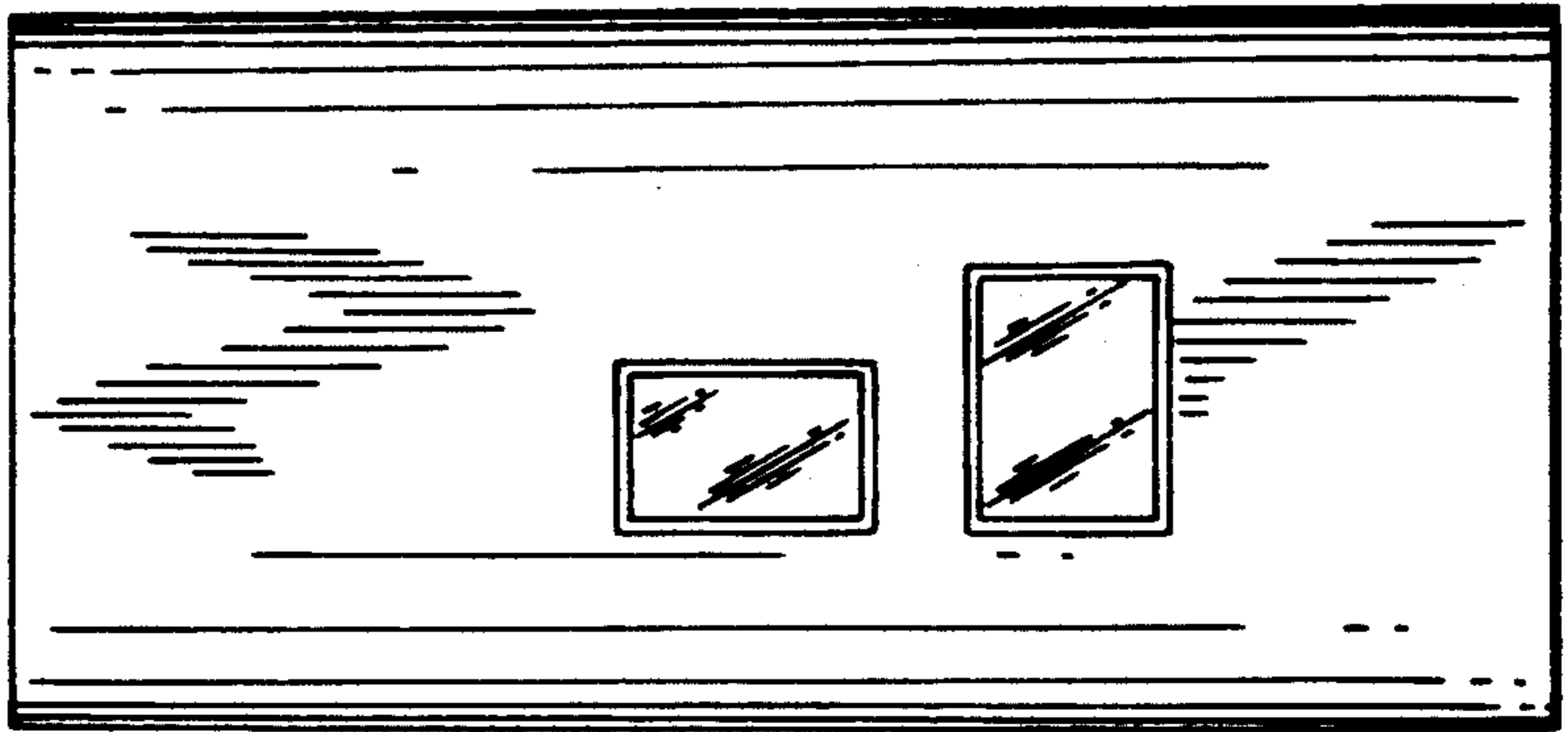


FIG. 5

