



US00D331842S

United States Patent [19]

[11] Patent Number: **Des. 331,842**

Brodbeck

[45] Date of Patent: **** Dec. 22, 1992**

[54] **WORKSTATION CLUSTER**

[75] Inventor: **Mary Brodbeck**, Douglas, Mich.

[73] Assignee: **Haworth, Inc.**, Holland, Mich.

[*] Notice: The portion of the term of this patent subsequent to Dec. 15, 2006 has been disclaimed.

[**] Term: **14 Years**

[21] Appl. No.: **511,584**

[22] Filed: **Apr. 20, 1990**

[52] U.S. Cl. **D6/421; D6/423**

[58] Field of Search **D6/421, 422-428, D6/442, 441; 312/194-196; 160/135, 351; 108/59, 60, 61, 64; 52/36, 239**

Westinghouse "Design Technology Review Centerline Radial Clusters" brochure, May 1987, (11 pages).

Westinghouse "Wes-Group Centerline Radial Clusters" brochure, (5 pages).

Special Market Report, Len Corlin, "Steelcase introduces Context: A 21st Century System", CONTRACT-/Apr. 1989, (4 pages).

CenterCore Incorporated brochure "The Spacemakers", (4 pages).

Tab Products Co., "Tab Humanetics Group Wood-Trimmed Clustered Workcenters", Jun. 1987, (2 pages).

Tab Products Co., "Tab Humanetics Group Clustered Workcenter", Jun. 1987, (2 pages).

Tab Products Co., "Humanetics Group Clustered Workcenters", 1987, (12 pages).

TrendCentre Work Stations are Versatile Performers brochure, (1 page).

Hon, Honor Group, "Concensys Net Pricer" brochure, Apr. 4, 1988, (9 pages).

Primary Examiner—Carmen H. Vales-Lado

Attorney, Agent, or Firm—Flynn, Thiel, Boutell & Tanis

[56] **References Cited**

U.S. PATENT DOCUMENTS

D. 161,772	1/1951	Macdonald	D6/421
D. 183,995	11/1958	McCartan	D6/423
D. 197,652	3/1964	Courtwright	D6/421
D. 243,051	1/1977	Goulooze	D6/423 X
D. 278,772	5/1985	Koguma	D6/426
D. 305,706	1/1990	Mark	D6/421
3,741,852	6/1973	Keener	108/64 X
4,639,049	1/1987	Frascaroli et al.	312/195
4,870,908	10/1989	Wolters et al.	
4,974,915	12/1990	Bussard	52/239 X
5,016,405	5/1991	Lee	52/36
5,044,135	9/1991	Kroon et al.	52/239

OTHER PUBLICATIONS

Westinghouse ASD Group brochure, 1984, (6 pages).

[57] **CLAIM**

The ornamental design for a workstation cluster, as shown and described.

DESCRIPTION

FIG. 1 is a perspective view of a workstation cluster showing my design;

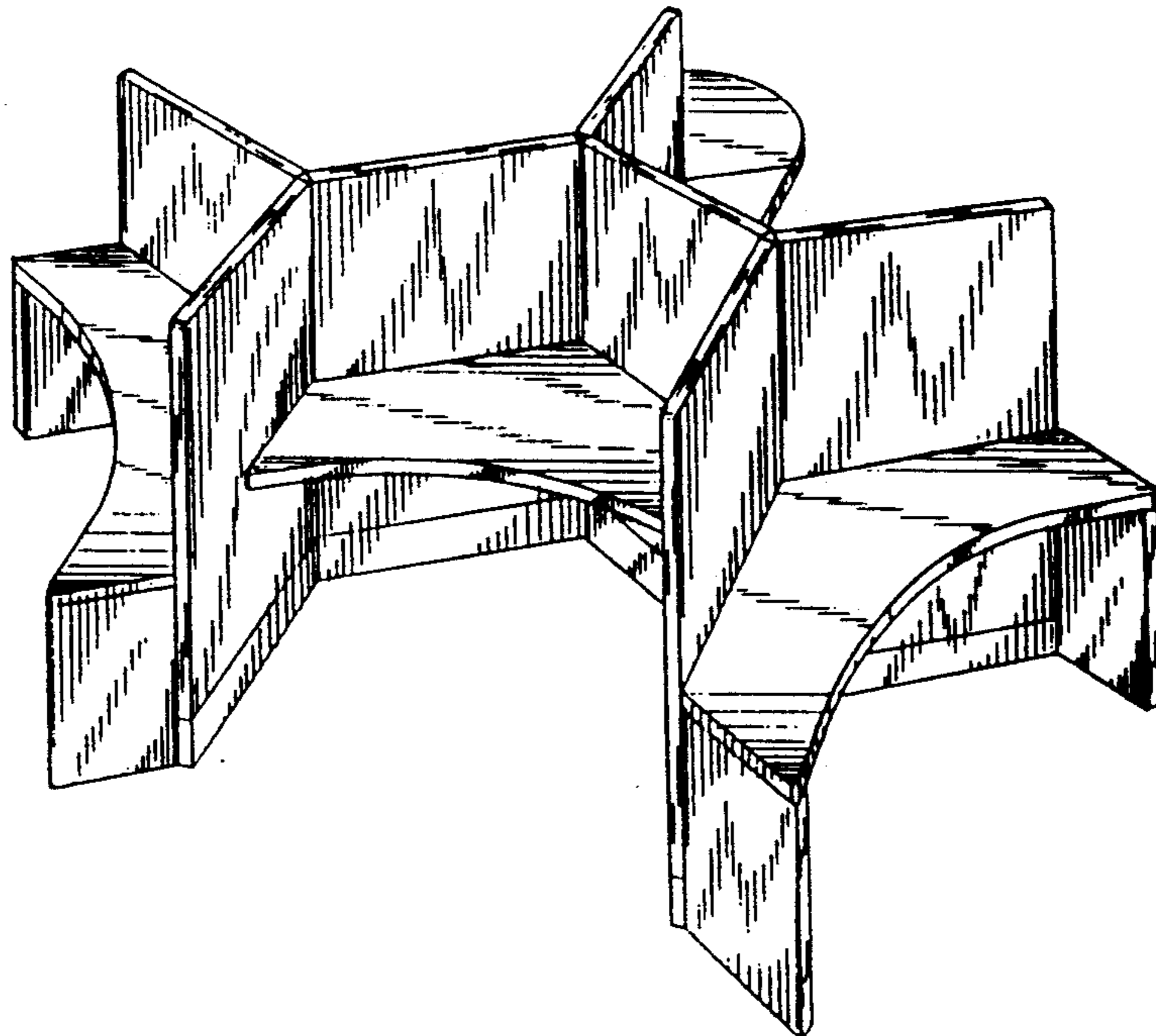
FIG. 2 is a top plan view thereof;

FIG. 3 is a front elevational view thereof;

FIG. 4 is an elevational view taken along the direction of arrow 4 in FIG. 2;

FIG. 5 is an elevational view taken along the direction of arrow 5 in FIG. 2; and,

FIG. 6 is a rear elevational view thereof.



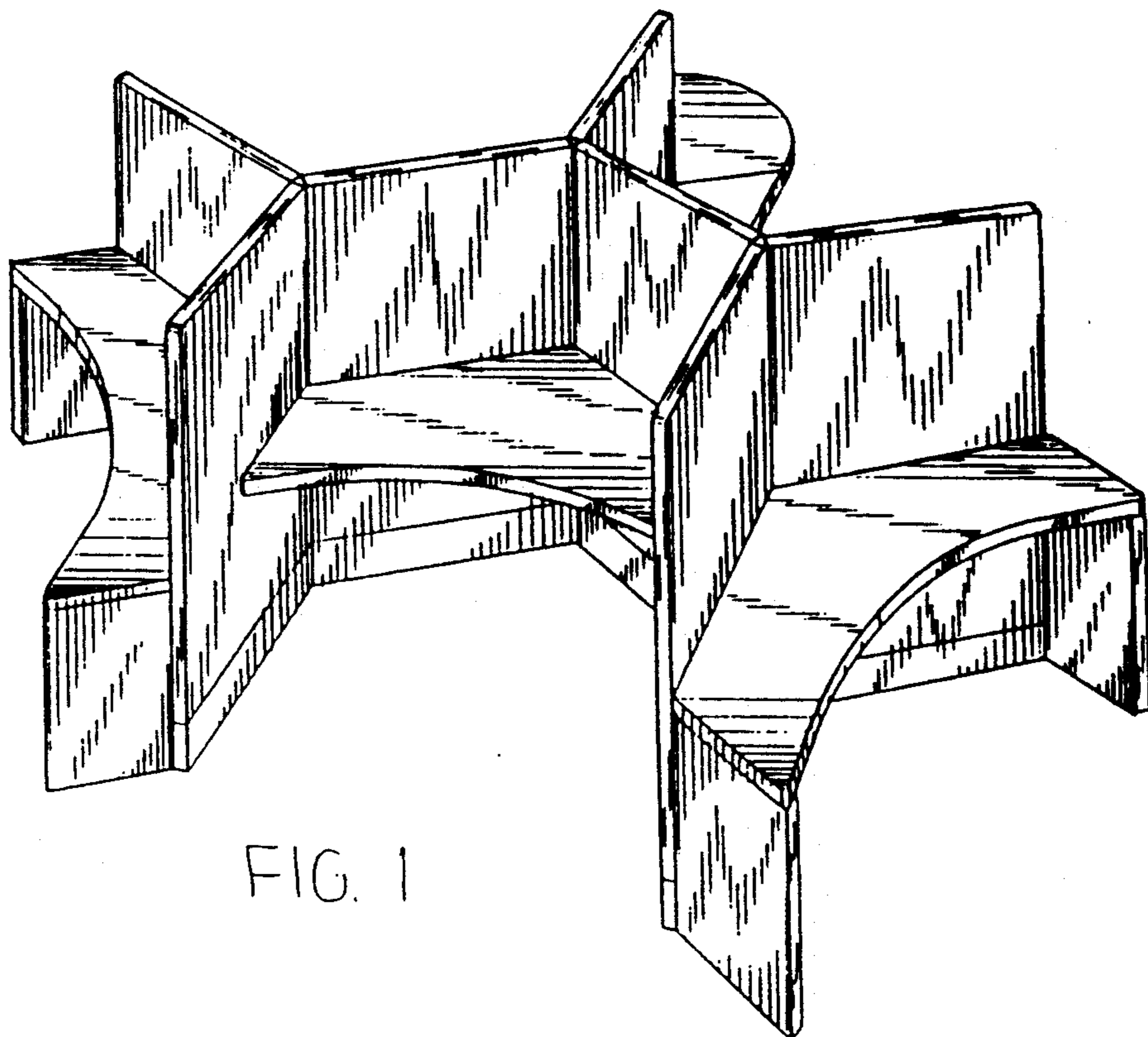


FIG. 1

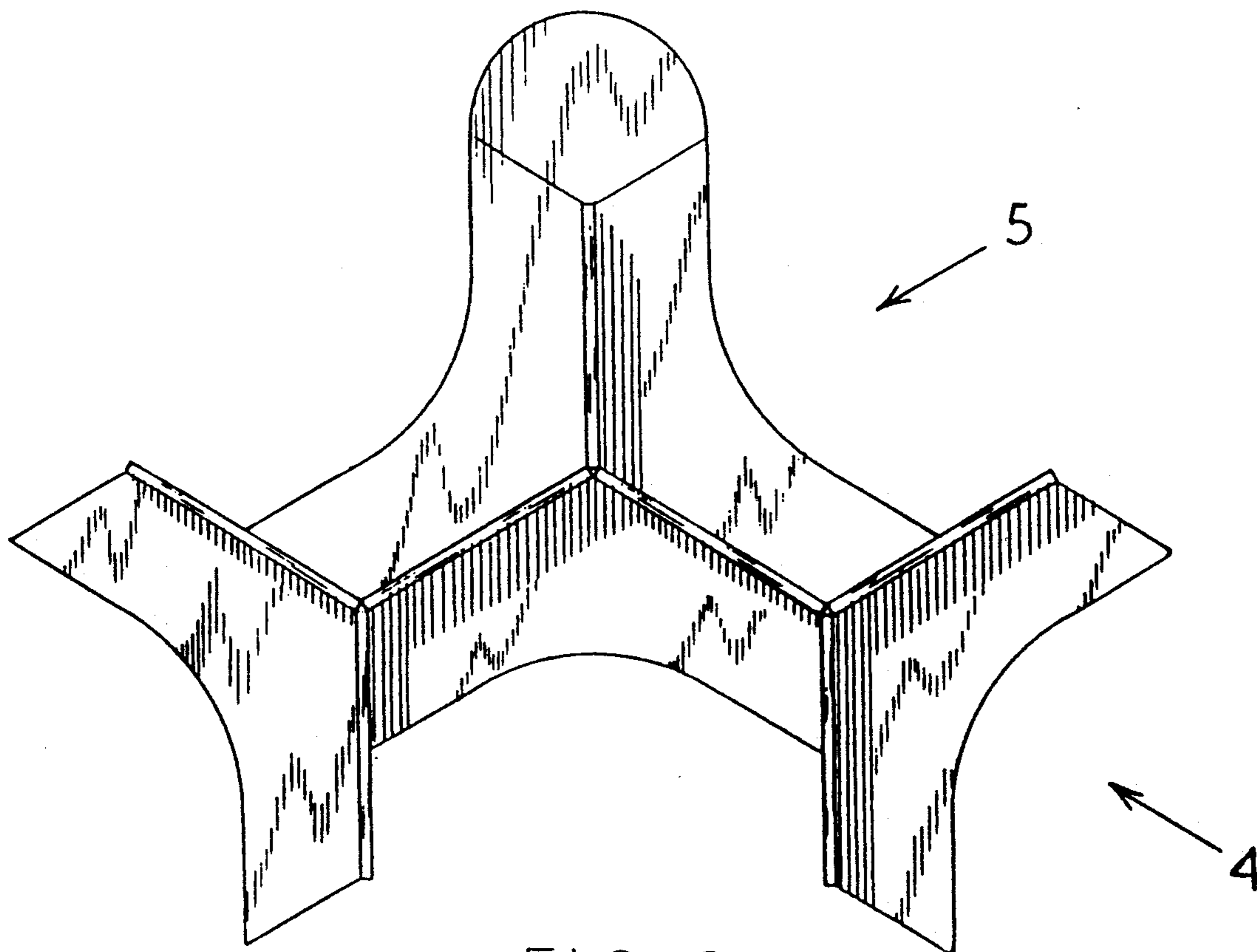


FIG. 2

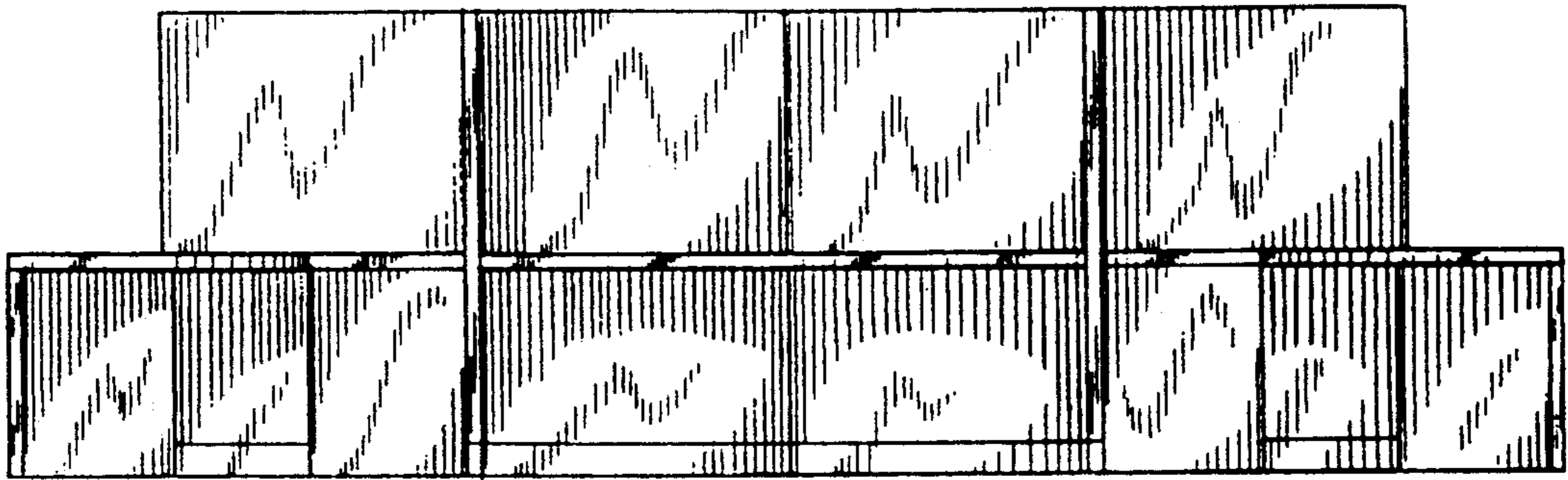


FIG. 3

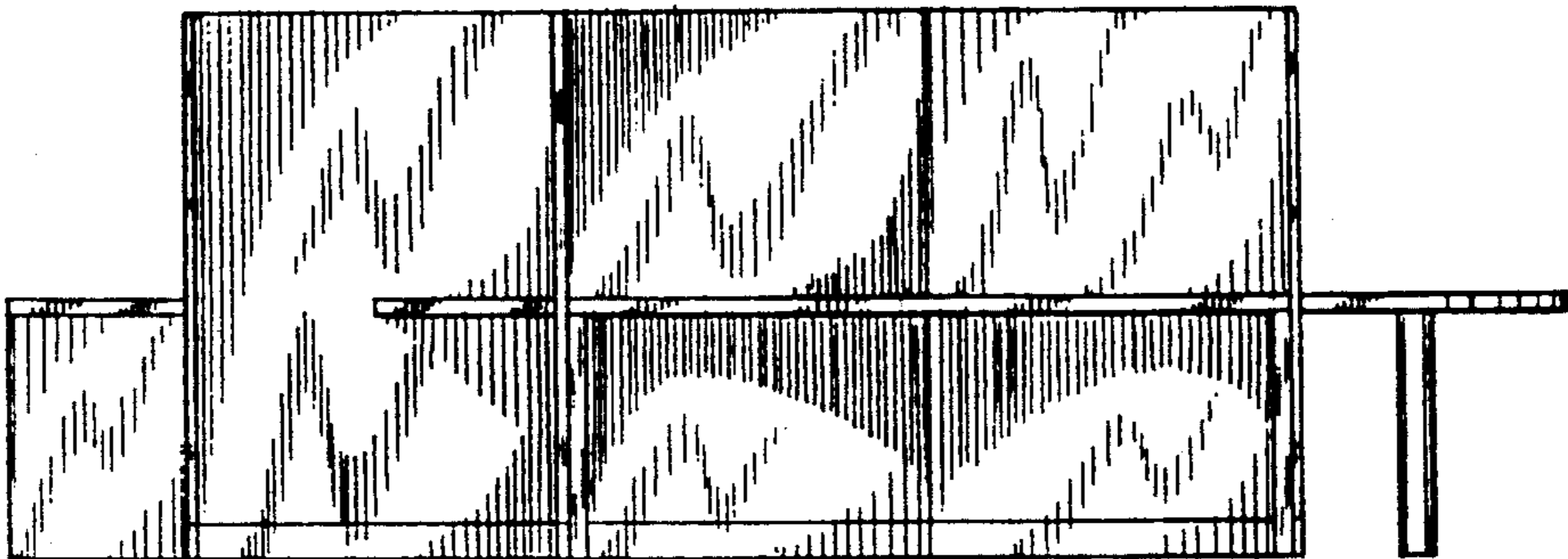


FIG. 4



FIG. 5

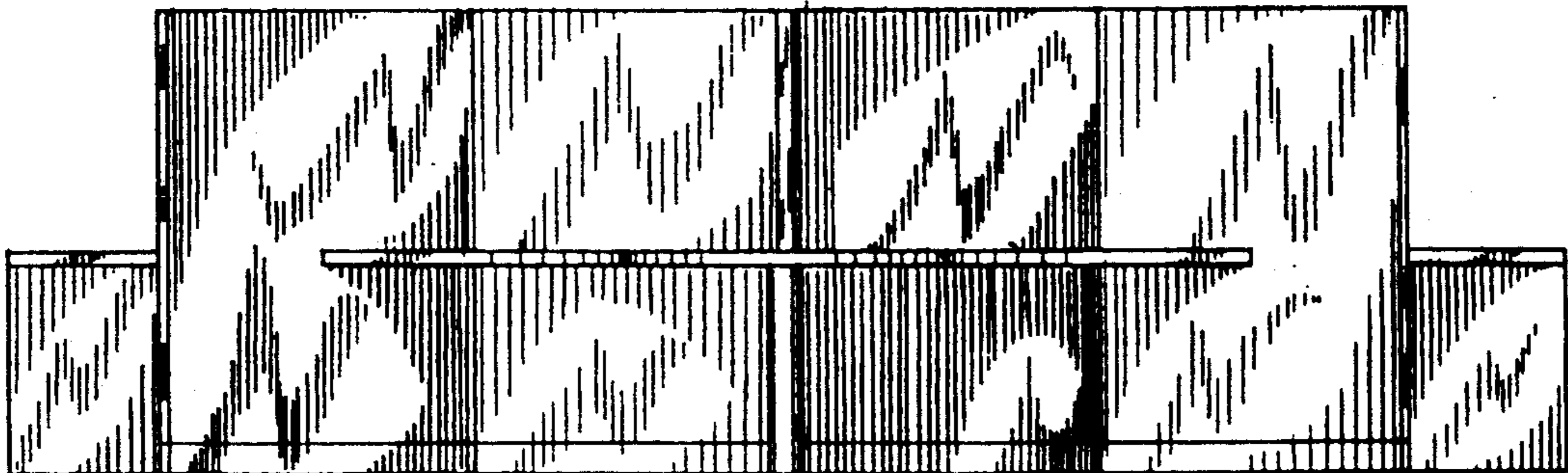


FIG. 6