



US00D331841S

# United States Patent [19]

[11] Patent Number: **Des. 331,841**

Pitner

[45] Date of Patent: **\*\* Dec. 22, 1992**

[54] **COMBINED BED, STORAGE UNIT AND PLATFORM**

D. 279,339 6/1985 Testa ..... D6/384  
4,253,204 3/1981 Tasaska ..... D6/384 X

[76] Inventor: **Asenath H. Pitner, 2973 Christopher's Ct., Marietta, Ga. 30062**

### OTHER PUBLICATIONS

Best Catalog 1984-85 p. 390, item #16 at lower right, rainbow w/cloud.  
Burlington, 20/20, p. 15, Bed at top of page.

[\*\*] Term: **14 Years**

*Primary Examiner*—Nelson C. Holtje  
*Assistant Examiner*—Janice E. Seeger  
*Attorney, Agent, or Firm*—Michael V. Drew

[21] Appl. No.: **387,883**

[22] Filed: **Aug. 1, 1989**

[52] U.S. Cl. .... **D6/384; D6/388**

[58] Field of Search ..... **D6/382-384, D6/388, 390-399, 505-507**

### [57] CLAIM

The ornamental design for a combined bed, storage unit and platform, as shown and described.

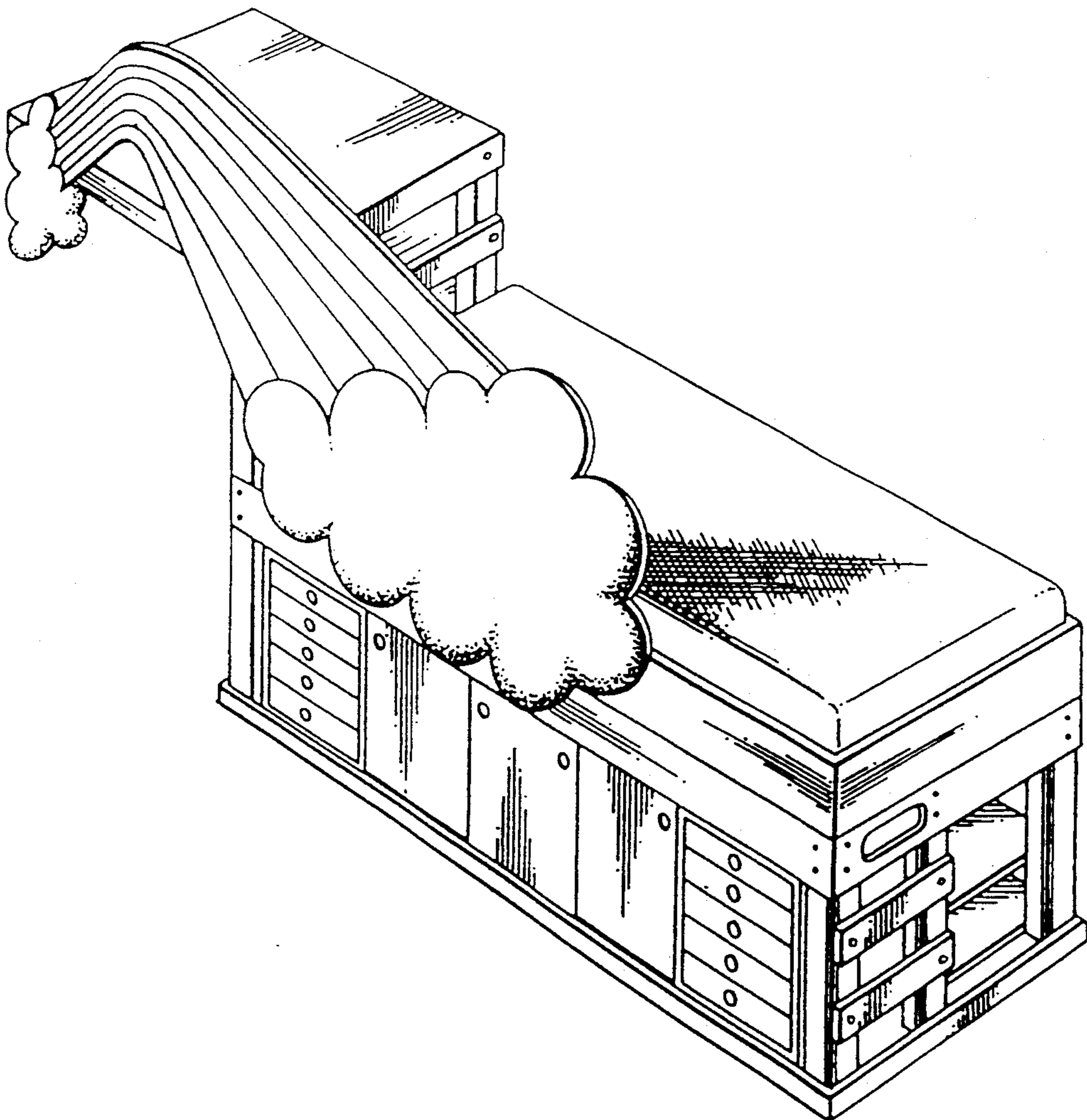
### [56] References Cited


#### U.S. PATENT DOCUMENTS


D. 190,356	5/1961	Grant	.....	D6/384 X
D. 221,414	8/1971	Quirk	.....	D6/384
D. 227,724	7/1973	Mendlin	.....	D6/384
D. 232,788	9/1974	Mendlin	.....	D6/384
D. 252,542	8/1979	Lewis	.....	D6/384
D. 270,982	10/1983	Brunner et al.	.....	D6/505

### DESCRIPTION

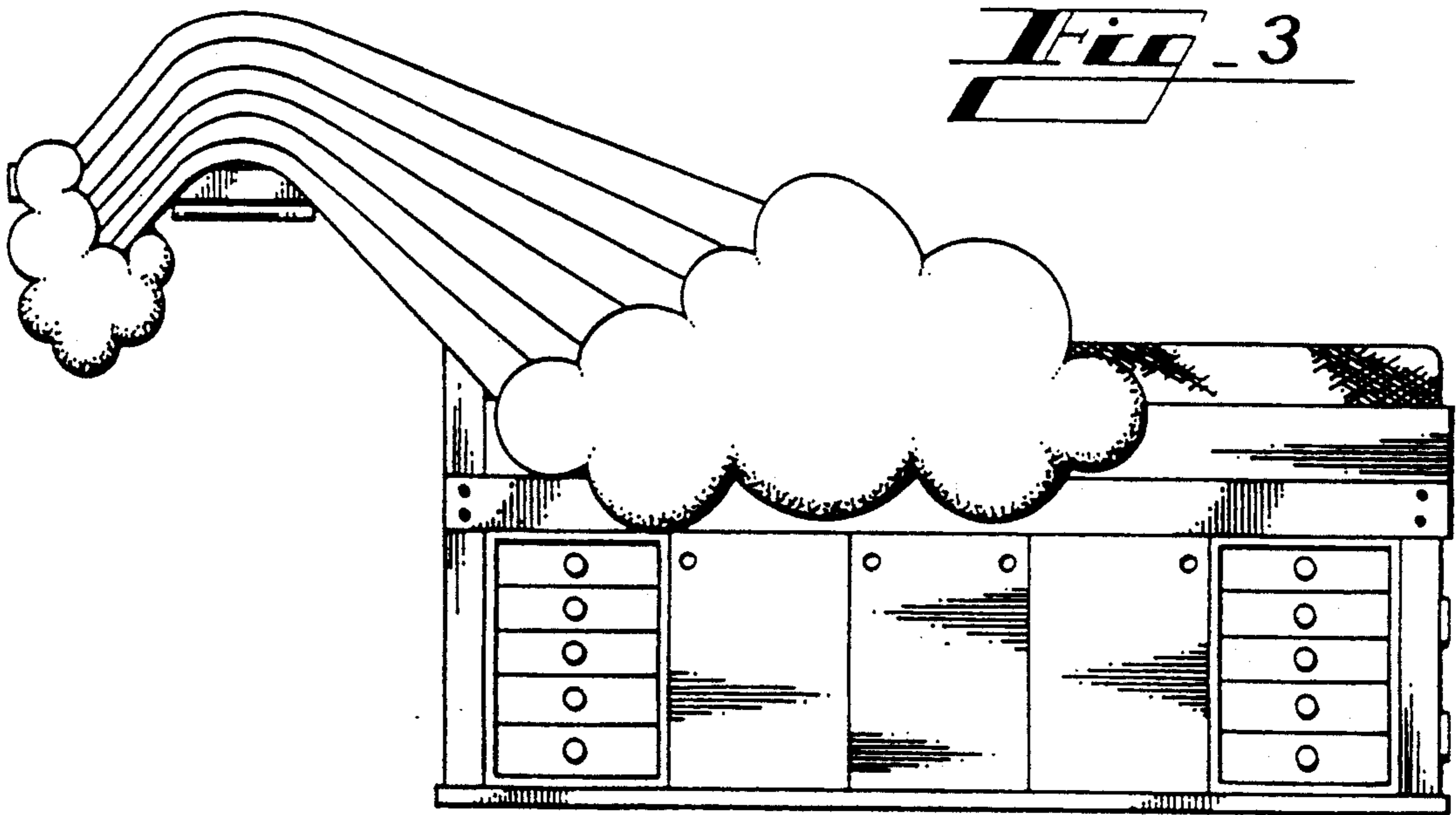
FIG. 1 is a perspective view of a combined bed, storage unit and platform showing my new design;  
FIG. 2 is a top plan view thereof;  
FIG. 3 is a front elevational view thereof;  
FIG. 4 is a right side elevational view thereof; and,  
FIG. 5 is a left side elevational view thereof.





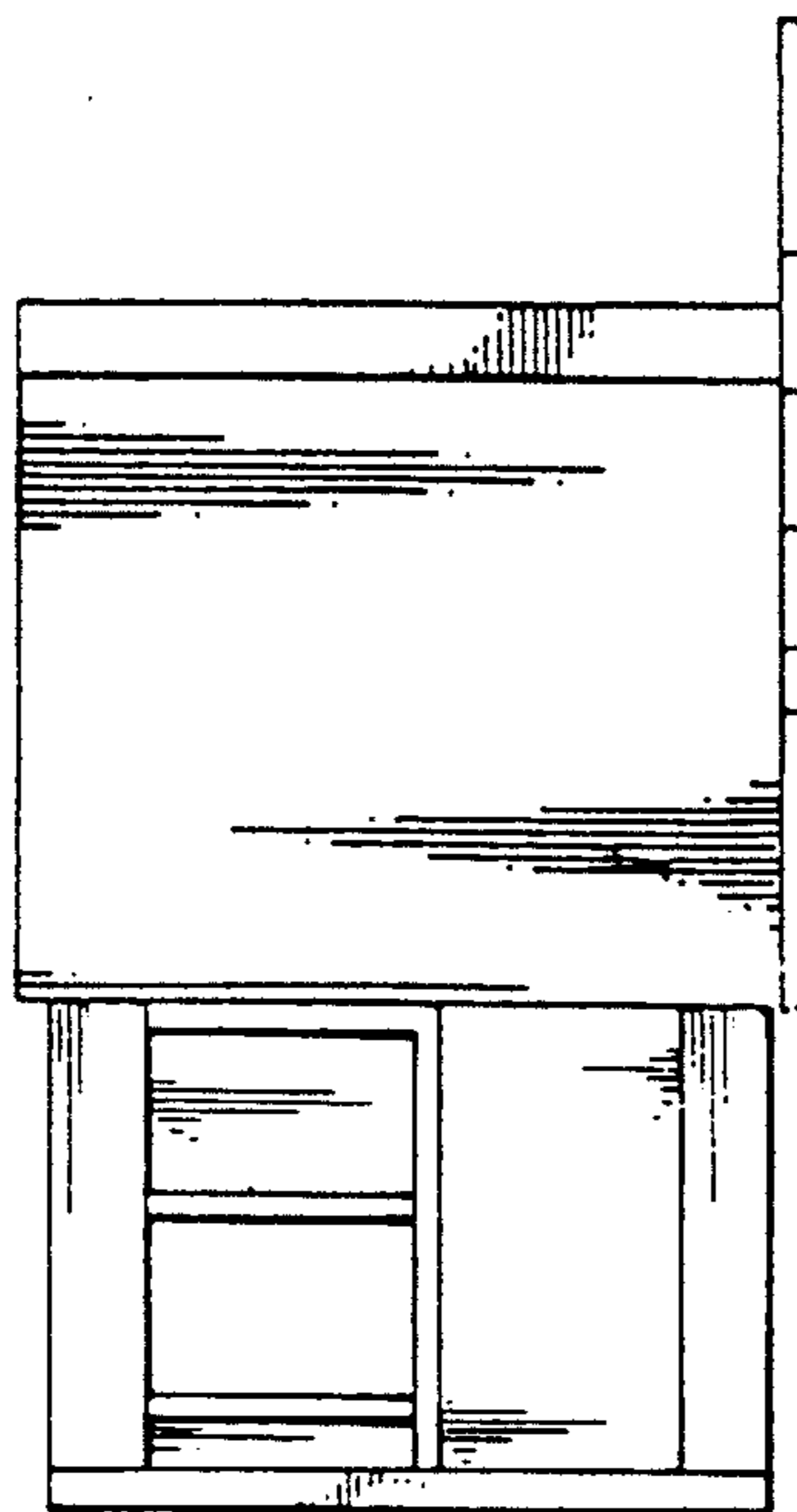
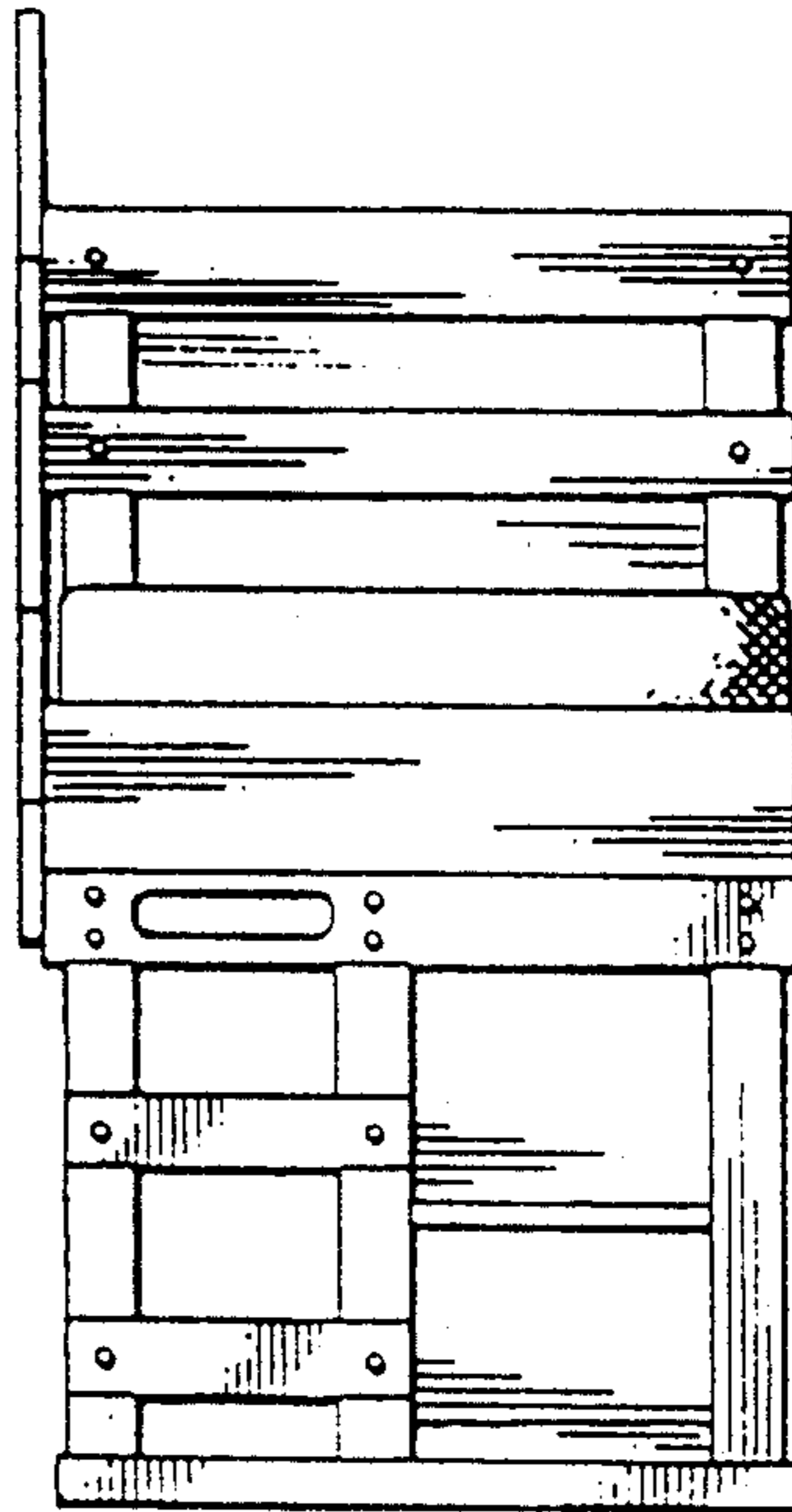


*Fig. 2*



*Fig. 3*

*Fig. 4*



*Fig. 5*