



US00D331835S

# United States Patent [19]

[11] Patent Number: **Des. 331,835**

Welch

[45] Date of Patent: **\*\* Dec. 22, 1992**

[54] SEAT BELT COVER

[76] Inventor: **Sherri S. Welch**, 303 Benita Dr.,  
Marshall, Tex. 75670

[\*\*] Term: **14 Years**

[21] Appl. No.: **665,739**

[22] Filed: **Mar. 7, 1991**

[52] U.S. Cl. .... **D2/639**

[58] Field of Search ..... **D2/639, 627, 628, 629,  
D2/630, 631, 632, 633, 634, 635, 636, 637, 638;  
2/2, 312, 338, 267, 268; D11/1, 2, 3, 4, 25, 93**

3,083,428	4/1963	McGill	.....	D2/627 X
3,119,117	1/1964	Grubman	.....	D2/627 X
4,348,774	9/1982	Woodson	.....	2/338
4,968,027	11/1990	Anderson	.....	2/338 X
5,016,291	5/1991	Capper	.....	2/312

*Primary Examiner*—Louis S. Zarfaz  
*Assistant Examiner*—Paula A. Mortimer  
*Attorney, Agent, or Firm*—Leon Gilden

### [57] CLAIM

The ornamental design for a seat belt cover, as shown and described.

### [56] References Cited

#### U.S. PATENT DOCUMENTS

D. 211,975	8/1968	Steinborn	.....	D2/627
D. 255,151	5/1980	Woon	.....	D24/125 X
D. 258,812	4/1981	Cox	.....	D2/630
D. 282,789	3/1986	Remboldt	.....	D2/627
D. 283,943	5/1986	Rainey	.....	D2/650 X
882,445	3/1908	Basch	.....	D2/627 X

### DESCRIPTION

FIG. 1 is a front elevational view of the seat belt cover showing my new design;  
FIG. 2 is a rear elevational view thereof;  
FIG. 3 is a left side elevational view thereof;  
FIG. 4 is a right side elevational view thereof;  
FIG. 5 is a top plan view thereof; and,  
FIG. 6 is a bottom plan view thereof.

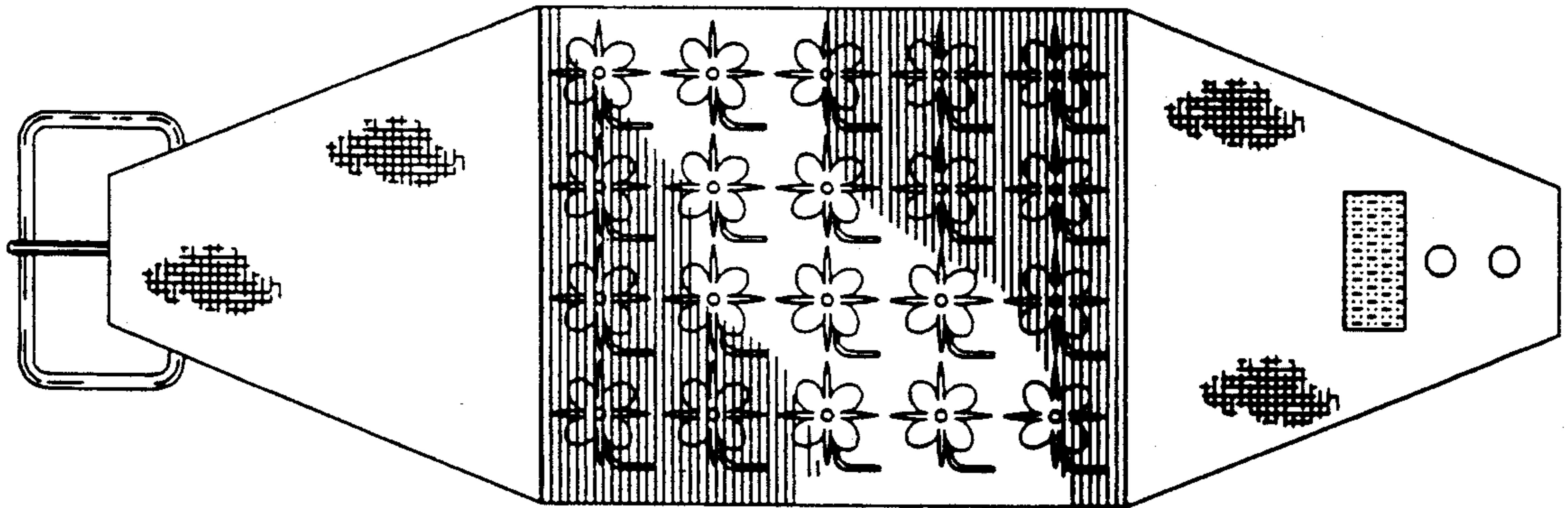


FIG. 1

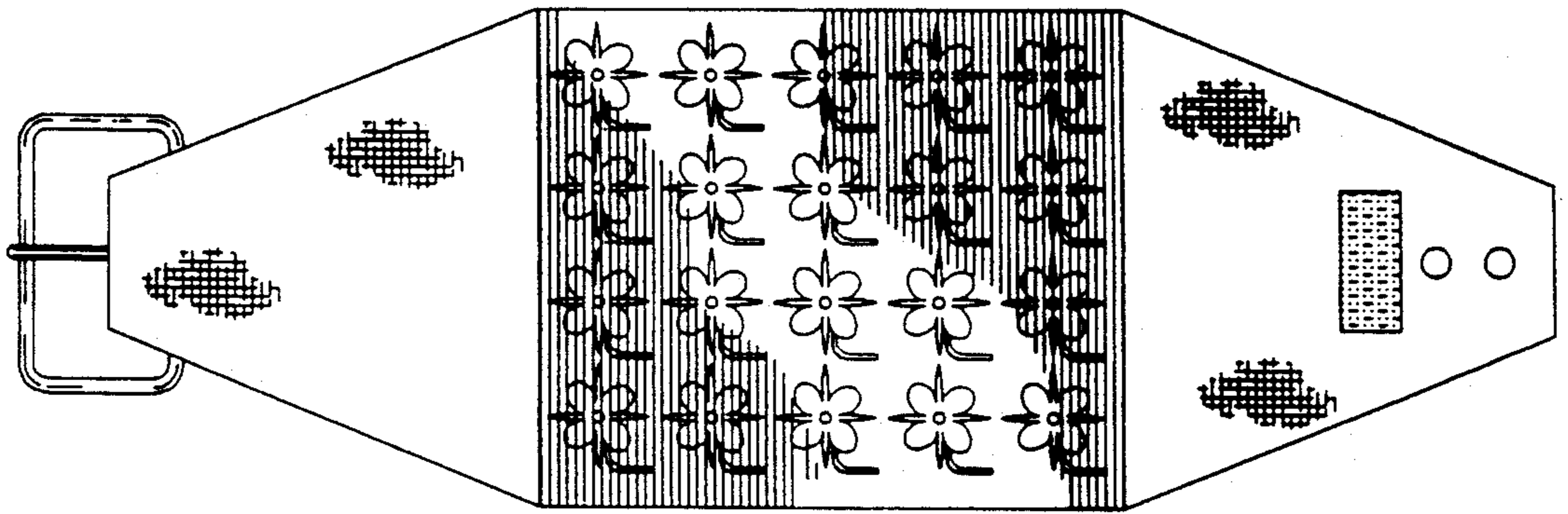



FIG. 2



*FIG. 3*



*FIG. 4*



FIG. 5



FIG. 6

