



US00D331834S

# United States Patent [19]

Wallace

[11] Patent Number: **Des. 331,834**

[45] Date of Patent: **\*\* Dec. 22, 1992**

[54] **GLOVE**

[76] Inventor: **Eileen Wallace**, 7014 Wheeler St., Philadelphia, Pa. 19142-1719

[\*\*] Term: **14 Years**

[21] Appl. No.: **541,359**

[22] Filed: **Jun. 21, 1990**

[52] U.S. Cl. .... **D2/619**

[58] Field of Search ..... **D2/619; 2/159, 160, 2/161 R, 167; D21/38, 37, 40, 41, 10**

4,519,781 5/1985 Boyd ..... 2/160 X  
 4,809,365 3/1989 Chen .  
 4,845,780 7/1989 Reimers et al. .... 2/161 R X

### OTHER PUBLICATIONS

L'Officiel De La Mode De La Paus, Mar. 1966.

Primary Examiner—A. Hugo Word

Assistant Examiner—Paula A. Mortimer

Attorney, Agent, or Firm—Terry M. Gernstein

### [56] References Cited

#### U.S. PATENT DOCUMENTS

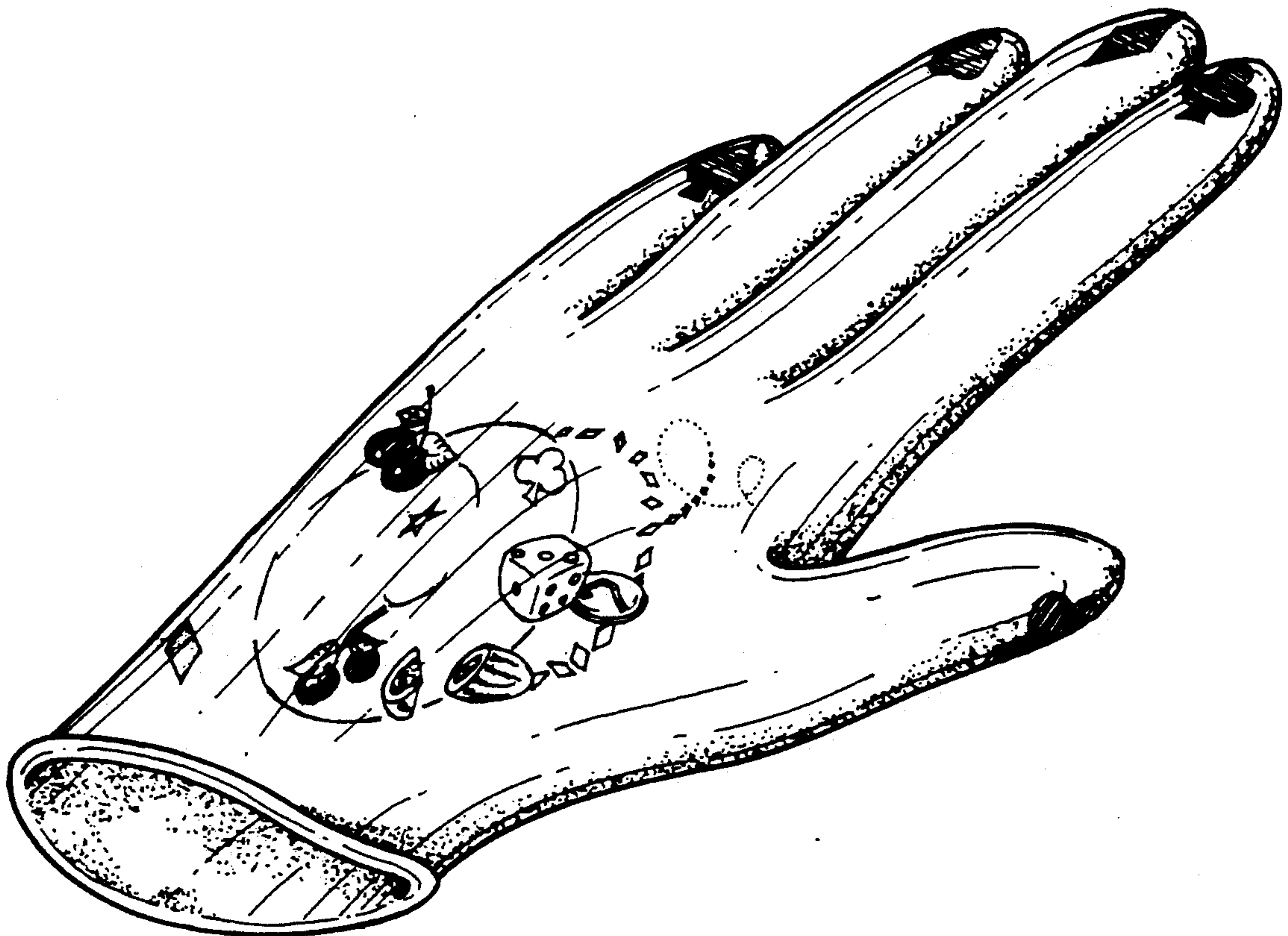
D. 58,042 5/1921 Paine ..... D21/41 X  
 D. 275,116 8/1984 Mickens ..... D21/40  
 D. 296,222 6/1988 Tomaso, Jr. .... D21/37  
 1,554,291 9/1925 Peck ..... 2/159 X  
 1,864,439 6/1932 Johanson ..... 2/159  
 3,191,187 6/1965 Comer .  
 3,840,235 10/1974 Broslow ..... D21/40 X  
 4,371,987 2/1983 Brasfield .

### [57] CLAIM

The ornamental design for a glove, as shown and described.

### DESCRIPTION

FIG. 1 is a front perspective view of a glove showing my new design;  
 FIG. 2 is a side elevational view thereof, the side opposite being a mirror image of the side shown in FIG. 2;  
 FIG. 3 is an end elevational view thereof;  
 FIG. 4 is an end elevational view thereof; and,  
 FIG. 5 is a rear elevational view.



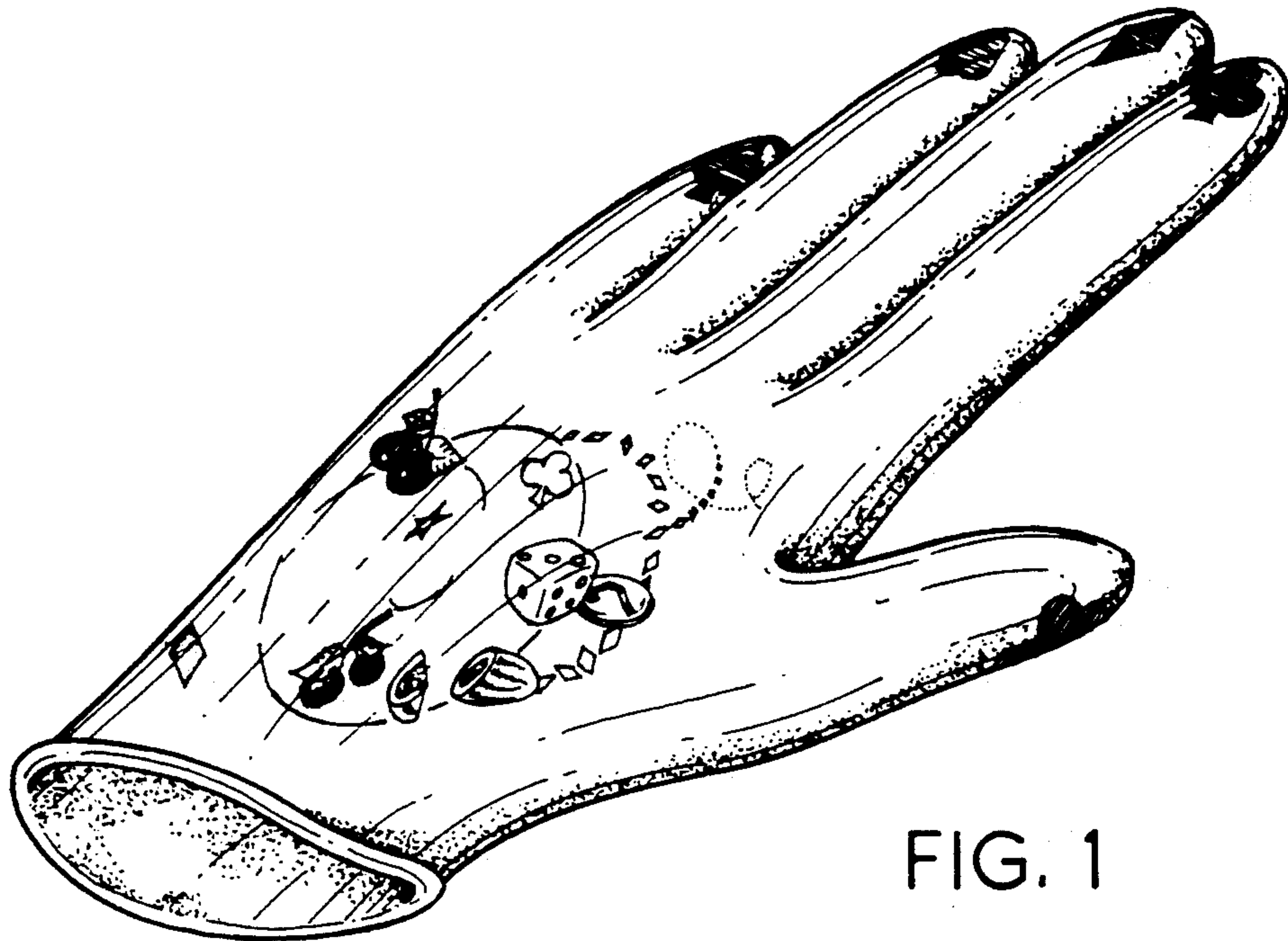


FIG. 1



FIG. 2

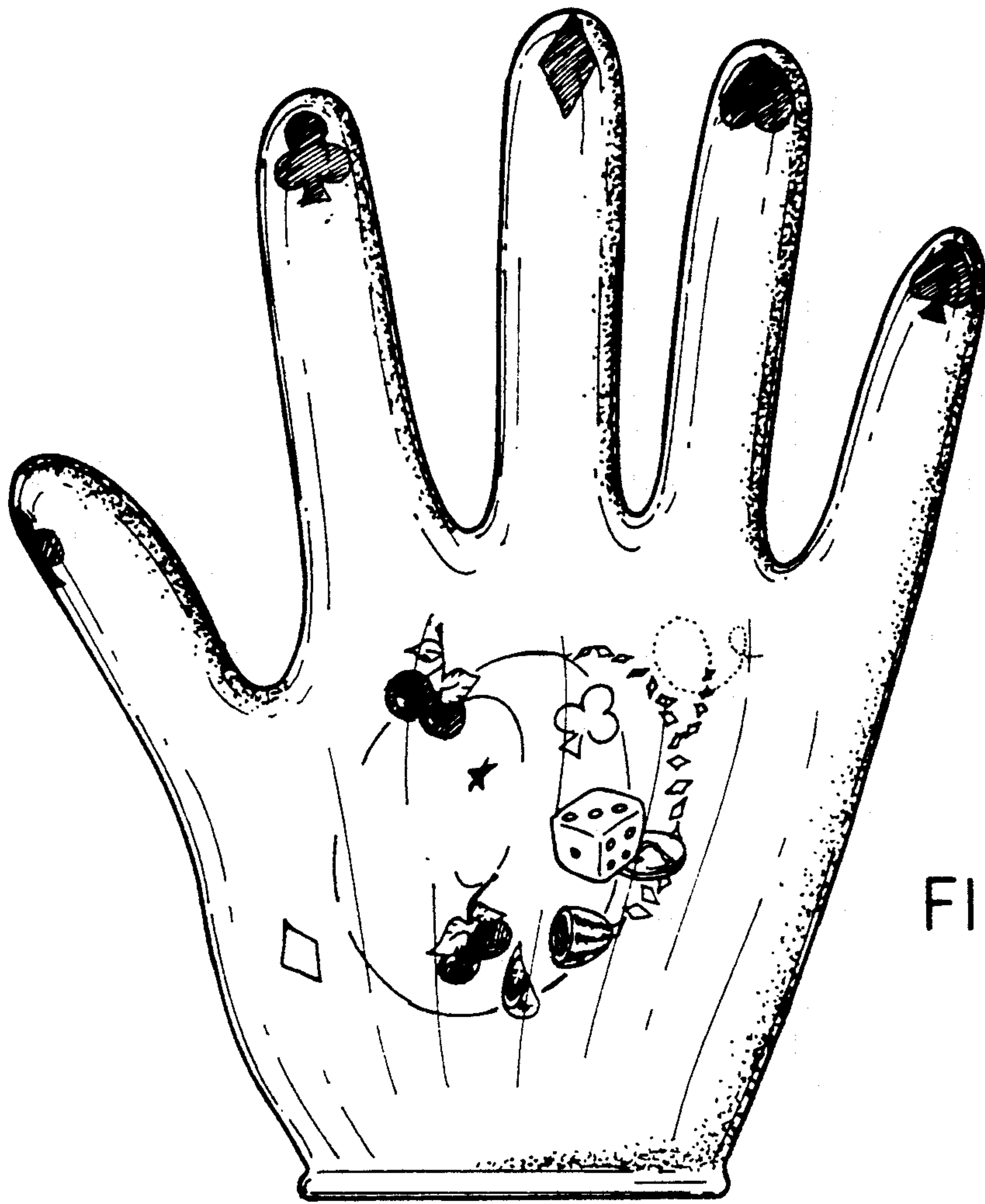


FIG. 5



FIG. 3



FIG. 4