



US00D331809S

United States Patent [19]

Tanikawa

[11] Patent Number: **Des. 331,809**

[45] Date of Patent: **** Dec. 15, 1992**

[54] **MULLION**

[75] Inventor: **Shinji Tanikawa, Marietta, Ga.**

[73] Assignee: **YKK Architectural Products, Inc., Tokyo, Japan**

3,504,465 4/1970 Brinter D25/58
 3,645,058 2/1972 Jacobson et al. D25/52
 4,151,691 5/1979 Wendt D25/121
 4,448,001 5/1984 Whitmyer et al. 52/235
 4,662,145 5/1987 Tarikawa et al. 52/235

[*] Notice: The portion of the term of this patent subsequent to Dec. 8, 2006 has been disclaimed.

Primary Examiner—A. Hugo Word
Assistant Examiner—Doris Clark
Attorney, Agent, or Firm—Hill, Van Santen, Steadman & Simpson

[**] Term: **14 Years**

[57] CLAIM

[21] Appl. No.: **583,357**

The ornamental design for a mullion, as shown and described.

[22] Filed: **Sep. 17, 1990**

[30] Foreign Application Priority Data

Mar. 23, 1990 [JP] Japan 2-9898

[52] U.S. Cl. **D25/120**

[58] Field of Search D25/119-120;
52/235, 777-781, 821-824

DESCRIPTION

FIG. 1 is a front elevational view of a mullion showing my new design;
 FIG. 2 is a rear elevational view thereof;
 FIG. 3 is a top plan view thereof;
 FIG. 4 is a left side elevational view thereof;
 FIG. 5 is a right side elevational view thereof; and,
 FIG. 6 is a cross-sectional view taken along line 6—6 of FIG. 2, the broken lines showing adjacent structures are for illustrative purposes only and form no part of the claimed design.

[56] References Cited

U.S. PATENT DOCUMENTS

D. 211,457 6/1968 Anderson D25/119
 3,266,210 8/1966 Grossman 52/235




FIG. 1




FIG. 2

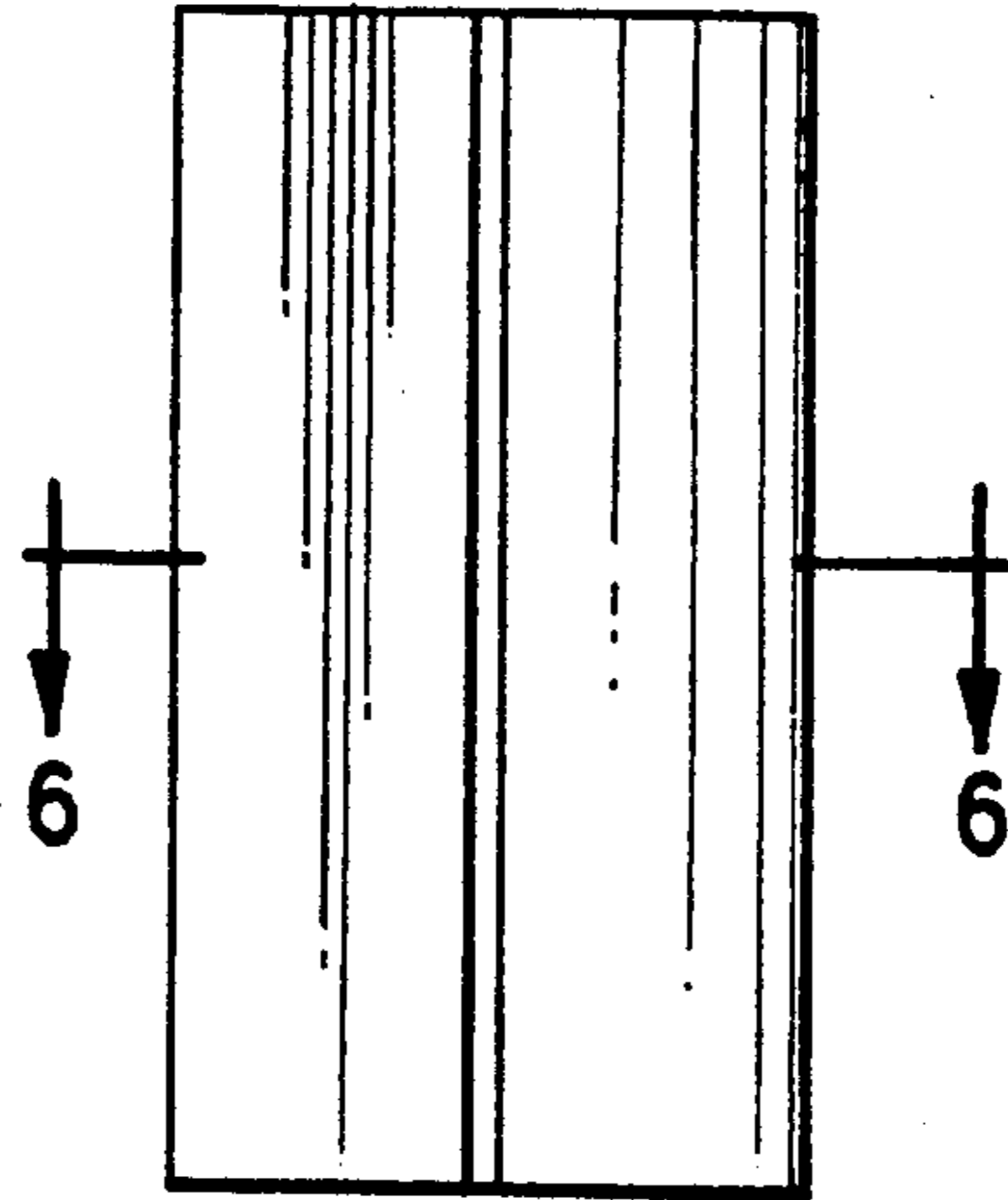


FIG. 3




FIG. 4




FIG. 5

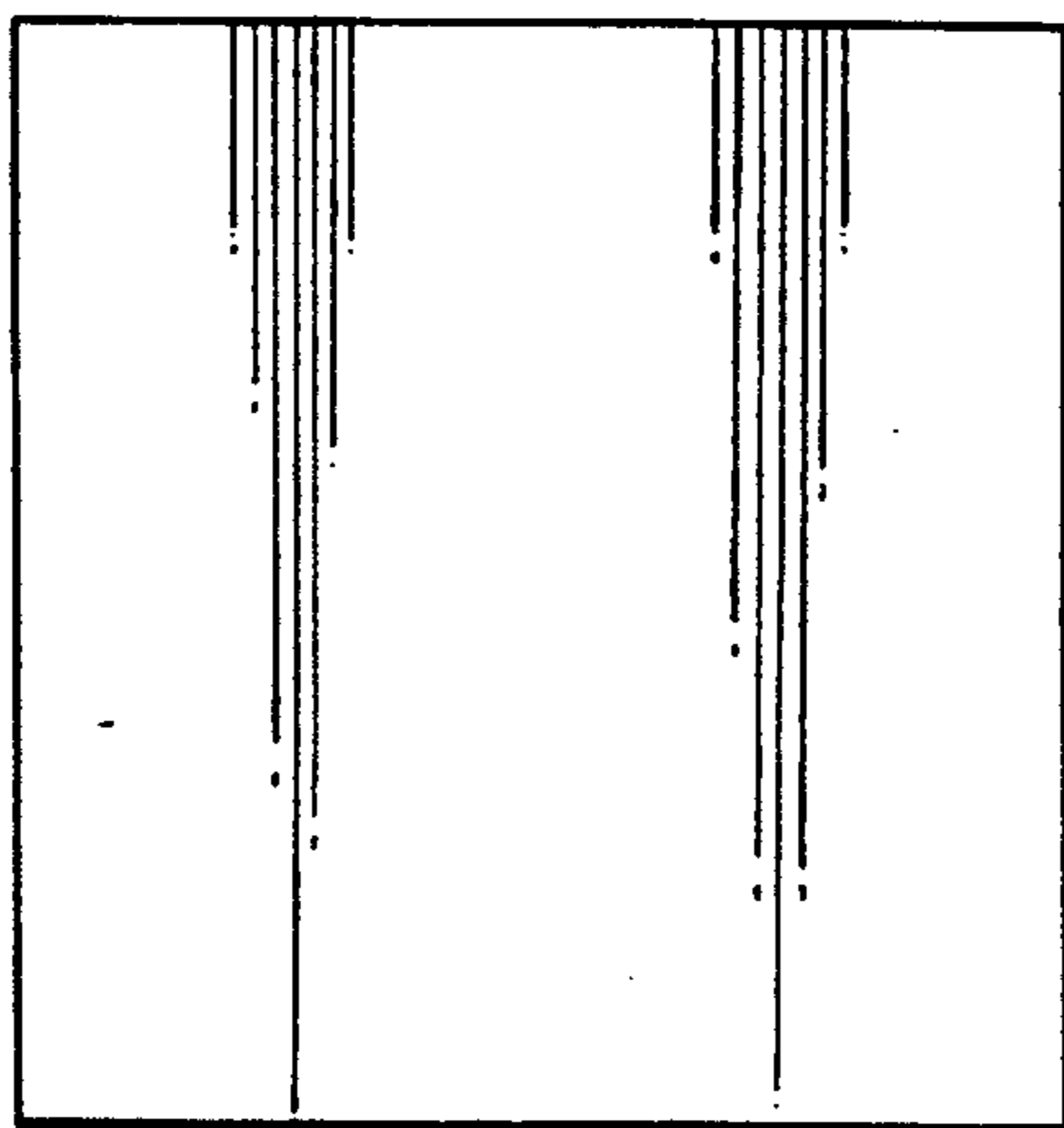


FIG. 6

