



US00D331780S

United States Patent [19]

[11] Patent Number: **Des. 331,780**

Cheng

[45] Date of Patent: **** Dec. 15, 1992**

[54] **WRITING INSTRUMENT CAP**

[76] Inventor: **Wei-Chin Cheng**, 3, 10th F., No. 68, Ming Ch'uan E. Rd., Taipei, Taiwan

[**] Term: **14 Years**

[21] Appl. No.: **763,400**

[22] Filed: **Sep. 16, 1991**

[52] U.S. Cl. **D19/57; D19/51; D19/56**

[58] Field of Search **D19/35, 36, 41-51, D19/54-58, 81-85; 401/104, 202, 243, 244, 245, 246, 247; 24/11 R, 3 J, 3 L**

[56] **References Cited**

U.S. PATENT DOCUMENTS

- D. 254,315 2/1980 Carre D19/51
- D. 259,642 6/1981 Gomez D19/57 X
- D. 263,482 3/1982 Carre D19/51
- D. 279,115 6/1985 Nishida D19/51
- D. 310,684 9/1990 Itoh D19/57

- D. 312,391 11/1990 Vitrac D19/57 X
- D. 317,625 6/1991 Itoh D19/51 X
- D. 325,221 4/1992 Ito D19/57

Primary Examiner—Nelson C. Holtje
Assistant Examiner—Martha Thompson
Attorney, Agent, or Firm—Varndell Legal Group

[57] **CLAIM**

The ornamental design for writing instrument cap, as shown and described.

DESCRIPTION

FIG. 1 is a top, left front perspective view of a writing instrument cap showing my new design; FIG. 2 is a front elevational view thereof; FIG. 3 is a rear elevational view thereof; FIG. 4 is a right side elevational view, the left side being a mirror image thereof; FIG. 5 is a top plan view thereof; and, FIG. 6 is a bottom plan view thereof. FIGS. 2 through 6 have been drawn to a reduced scale with respect to FIG. 1.





Fig. 1




Fig. 3




Fig. 2

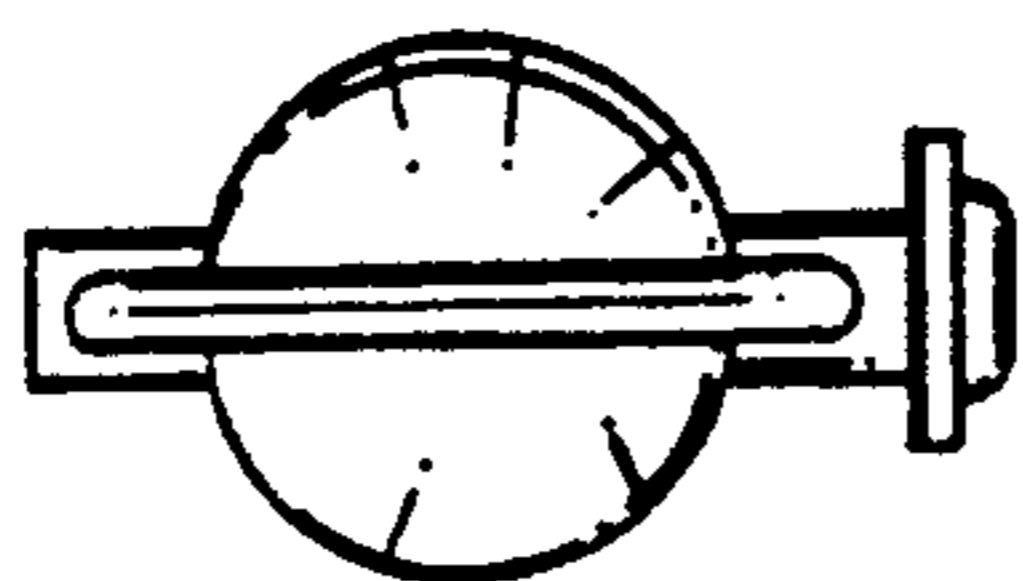


Fig. 5

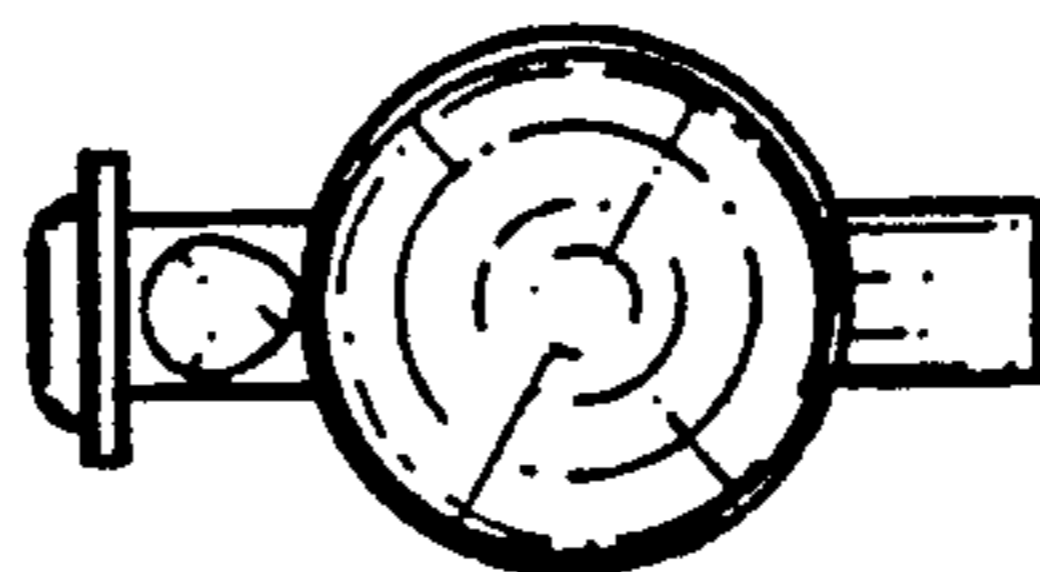


Fig. 6




Fig. 4