



US00D331777S

United States Patent [19]

[11] Patent Number: **Des. 331,777**

Sedlmeier et al.

[45] Date of Patent: **** Dec. 15, 1992**

[54] **COMBINED WRITING INSTRUMENT AND RANDOM NUMBER SELECTOR**

[76] Inventors: **Walter Sedlmeier; Leonhard Augenstein**, both of Ungsteinerstr. 3, 8000 München 90, Fed. Rep. of Germany

[**] Term: **14 Years**

[21] Appl. No.: **623,040**

[22] Filed: **Dec. 6, 1990**

[52] U.S. Cl. **D19/36; D19/46; D19/48; D19/51; D21/37**

[58] Field of Search **D21/37; D6/472; D19/35, D19/36, 41-51, 54-58, 81-85; 273/144 B, 144 A, 144 R, 138 R; 401/52, 195**

[56] **References Cited**

U.S. PATENT DOCUMENTS

D. 61,041	6/1922	Jones	D19/42
D. 186,924	12/1959	Lakatosh	D19/46 X
D. 214,349	6/1969	McFarland	D19/36
D. 219,895	2/1971	Lorwy	D6/472 X
D. 246,530	11/1977	Zeischegg	D19/46 X
D. 301,487	6/1989	Audet	D19/41
D. 303,810	10/1989	Von den Benken	D19/46

D. 314,978	2/1991	Oka	D19/48
3,576,374	4/1971	Lile	401/52
3,615,596	10/1971	Petti et al.	401/52 X
4,541,630	9/1985	Dirks	401/95 X
4,930,779	6/1990	Maddox	273/144 B
5,016,881	5/1991	Lindsey	401/195 X

Primary Examiner—Nelson C. Holtje
Assistant Examiner—Martha Thompson
Attorney, Agent, or Firm—Fleit, Jacobson, Cohn, Price, Holman & Stern

[57] **CLAIM**

The ornamental design for a combined writing instrument and random number selector, as shown and described.

DESCRIPTION

FIG. 1 is a side elevational view of a combined writing instrument and random number selector showing our new design, all other sides being identical;
FIG. 2 is a top plan view;
FIG. 3 is a bottom plan view;
FIG. 4 is a side elevational view of a second embodiment showing our new design, all other sides being identical;
FIG. 5 is a top plan view of FIG. 4; and,
FIG. 6 is a bottom plan view of FIG. 4.

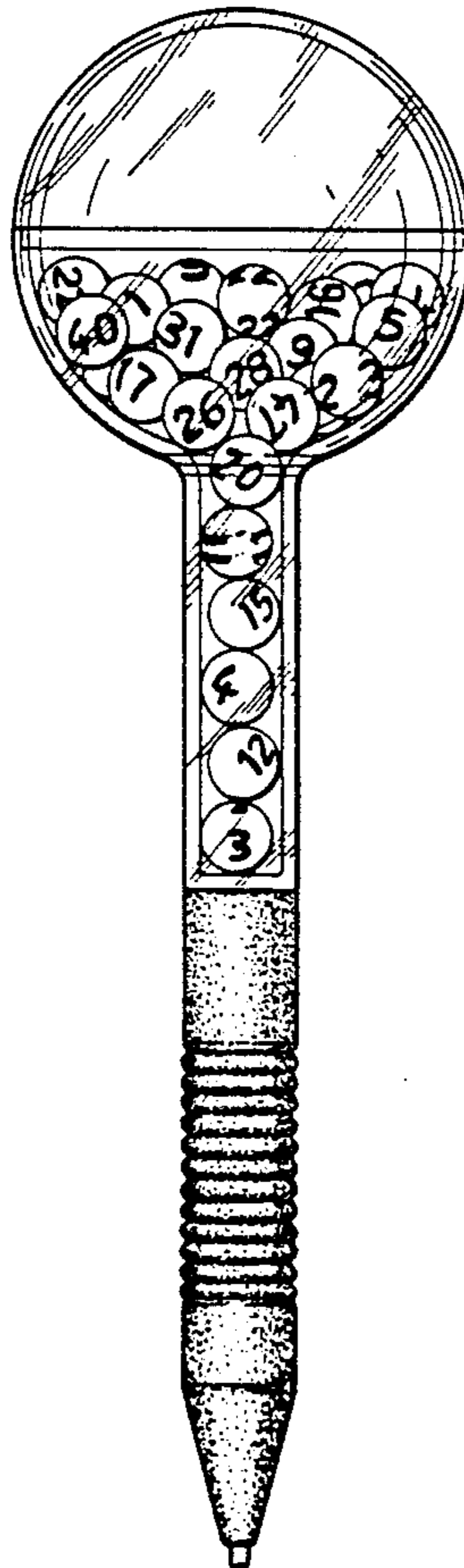


Fig. 1

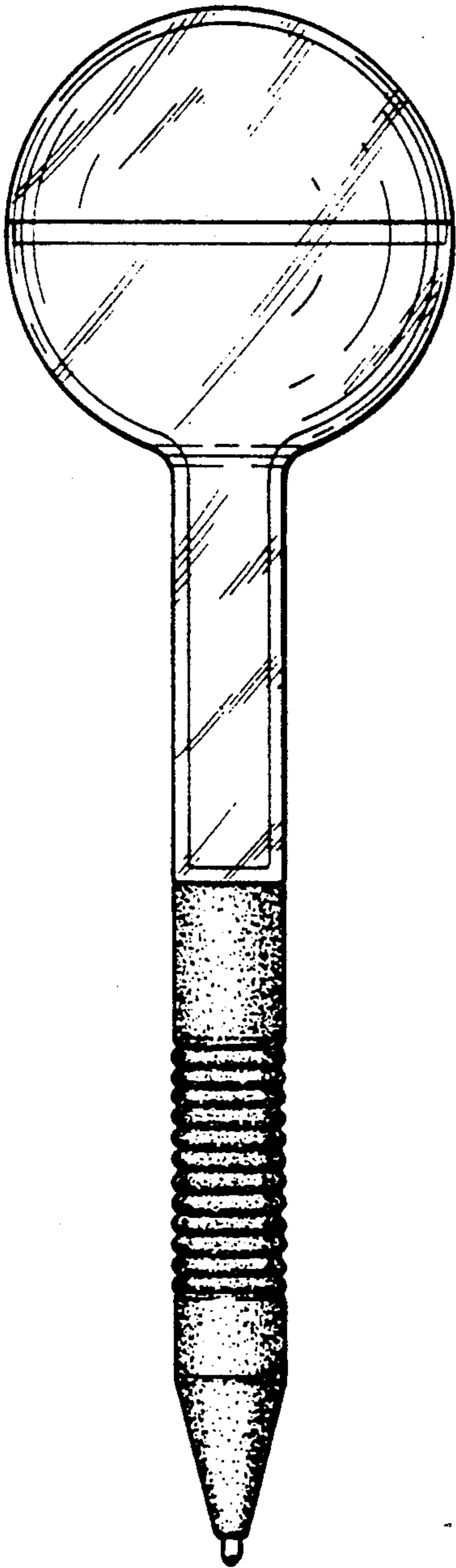


Fig. 2

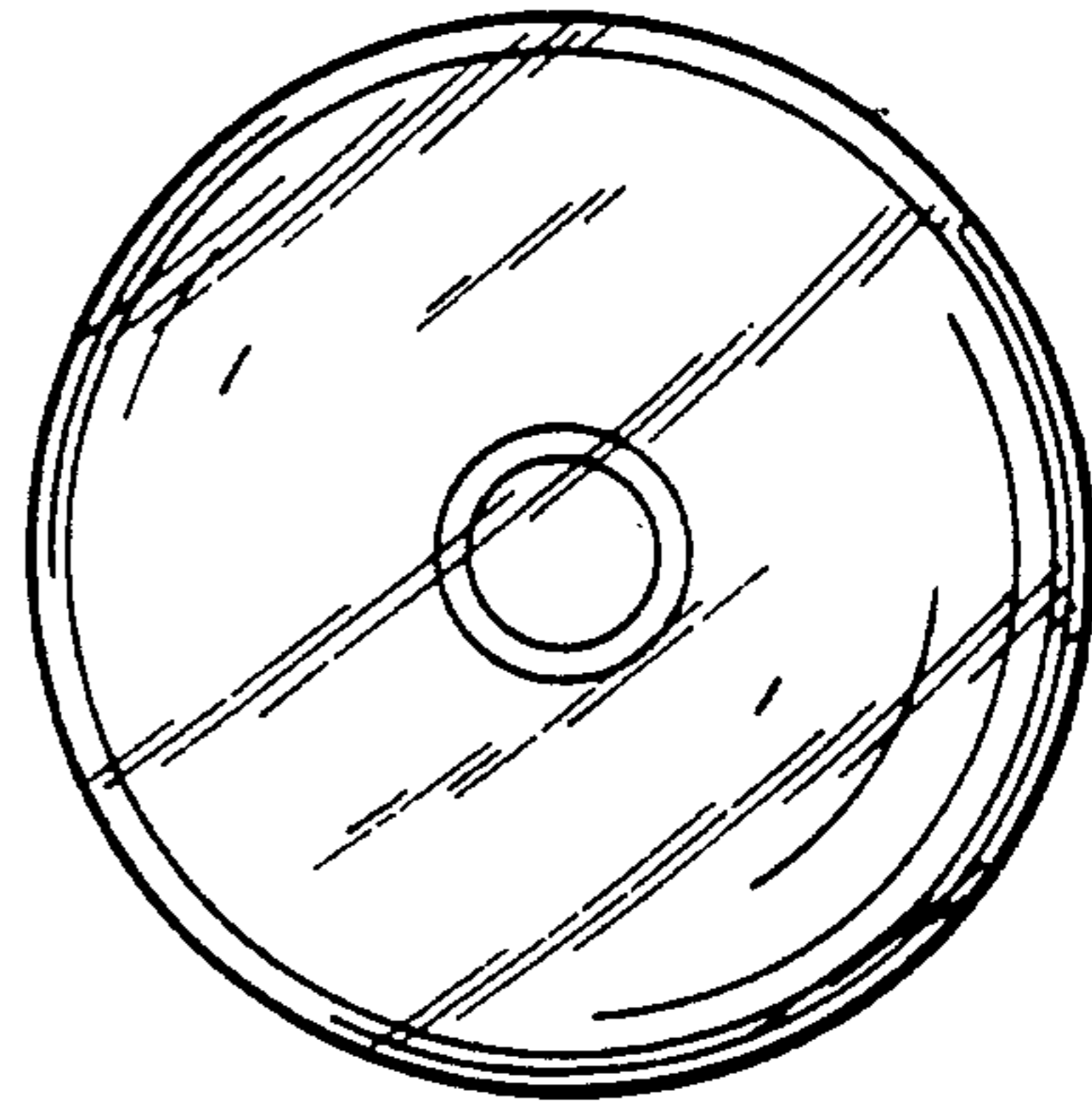


Fig. 3

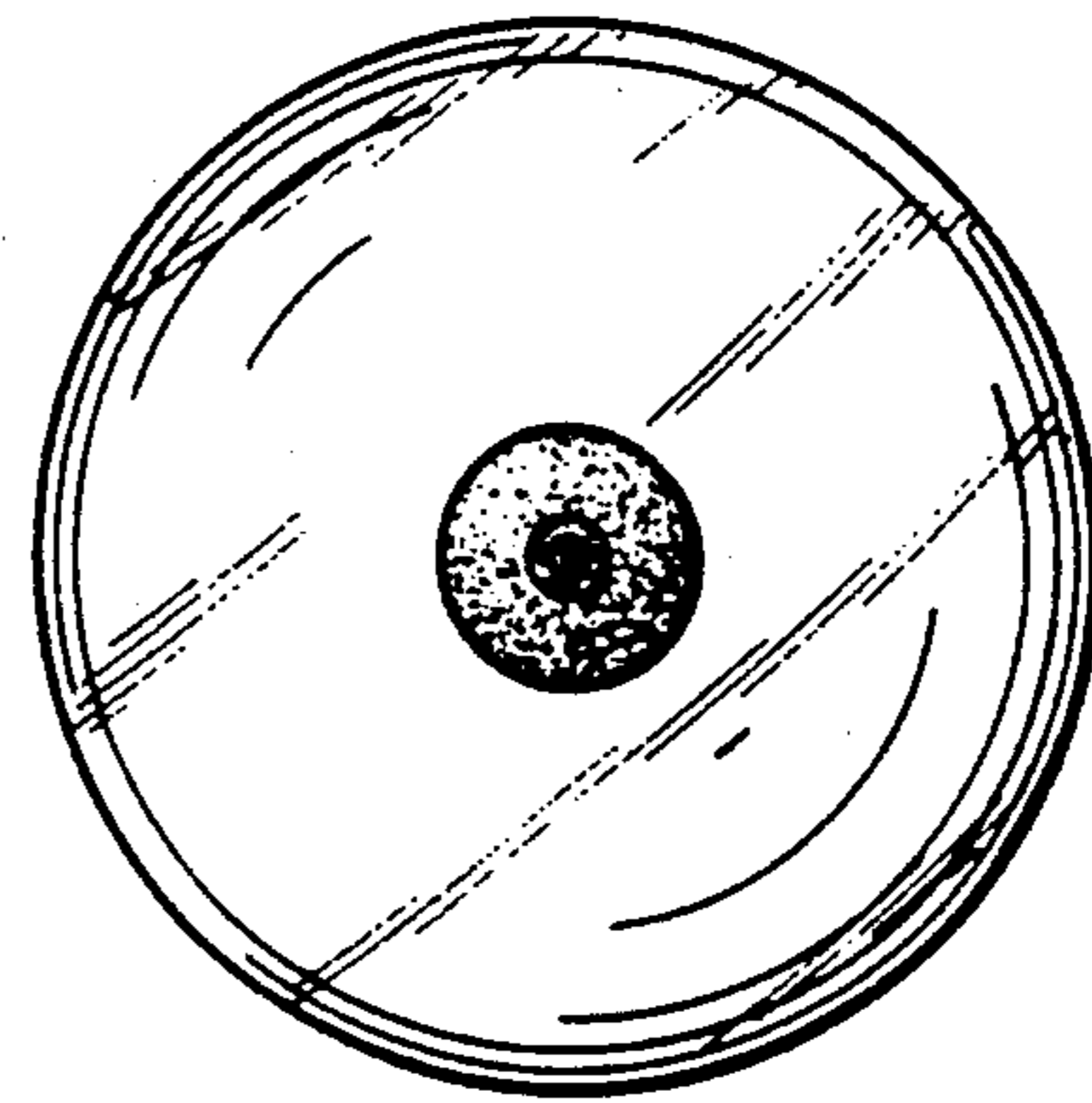


Fig. 4

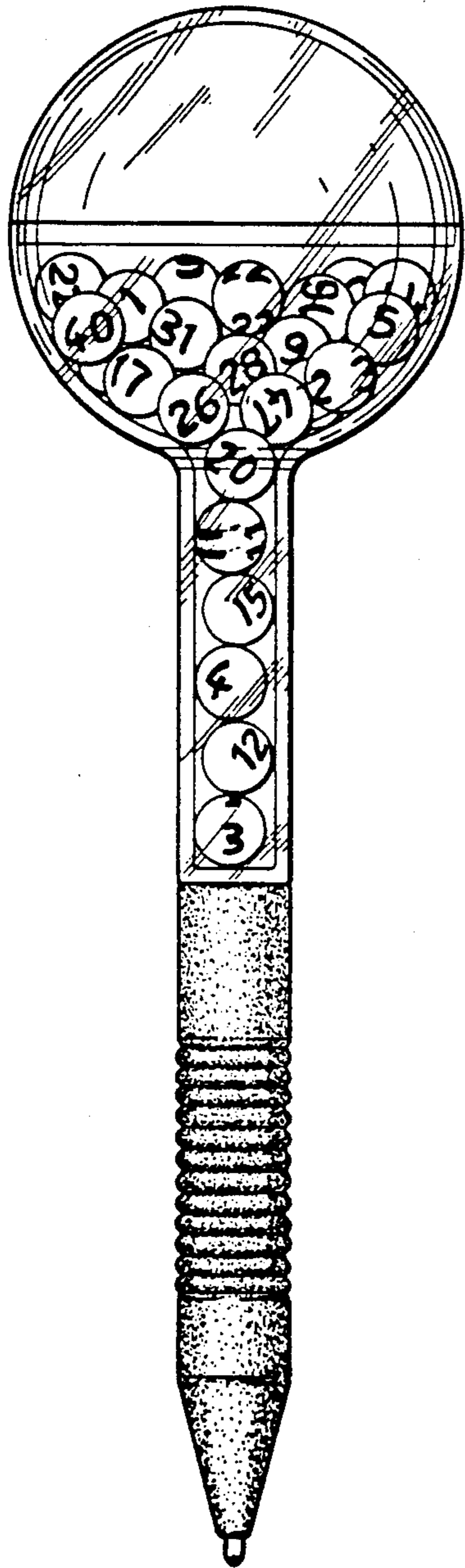


Fig. 5




Fig. 6

