



US00D331758S

United States Patent [19]

[11] Patent Number: Des. 331,758

Puel

[45] Date of Patent: ** Dec. 15, 1992

[54] TELEPHONE SET

[75] Inventor: Jean-Pierre Puel, Moissan, France

[73] Assignee: Matra Communication, France

[**] Term: 14 Years

[21] Appl. No.: 654,551

[22] Filed: Feb. 12, 1991

[30] Foreign Application Priority Data

Sep. 17, 1990 [XH] Hague DM/017635

[52] U.S. Cl. D14/151; D14/248

[58] Field of Search D14/151, 142, 141, 149, D14/248; 379/433, 440; 40/336

[56] References Cited

U.S. PATENT DOCUMENTS

- D. 236,356 8/1975 Hershaw et al. D14/151
- D. 261,139 10/1981 Dakobsen D14/151
- D. 264,338 5/1982 Sharp et al. D14/151
- D. 274,330 6/1984 Winkler D14/151
- D. 284,571 7/1986 Marshall D14/151
- D. 286,777 11/1986 Bishop D14/151
- D. 287,721 1/1987 Perkins D14/151
- D. 298,935 12/1988 Büchin D14/151

- D. 299,342 1/1989 Büchin D14/151
- D. 302,690 8/1989 Krohn et al. D14/141
- D. 303,383 9/1989 Reichenstein D14/142 X

FOREIGN PATENT DOCUMENTS

- 897533 4/1972 Canada D14/151

OTHER PUBLICATIONS

Hong Kong Enterprise; Jun. 1991; p. 237; Beeperless Remote Telephone System Item 621.

Primary Examiner—Horace B. Fay, Jr.

Attorney, Agent, or Firm—Larson & Taylor

[57] CLAIM

The ornamental design for a telephone set, as shown.

DESCRIPTION

FIG. 1 is a front elevational view of the telephone set, showing my new design;
 FIGS. 2 and 3 are left and right side elevational views thereof;
 FIG. 4 is a rear elevational view thereof;
 FIG. 5 is a bottom plan view thereof;
 FIG. 6 is a top plan view thereof; and,
 FIG. 7 is a front perspective view of the telephone set, showing my new design.




FIG.6.

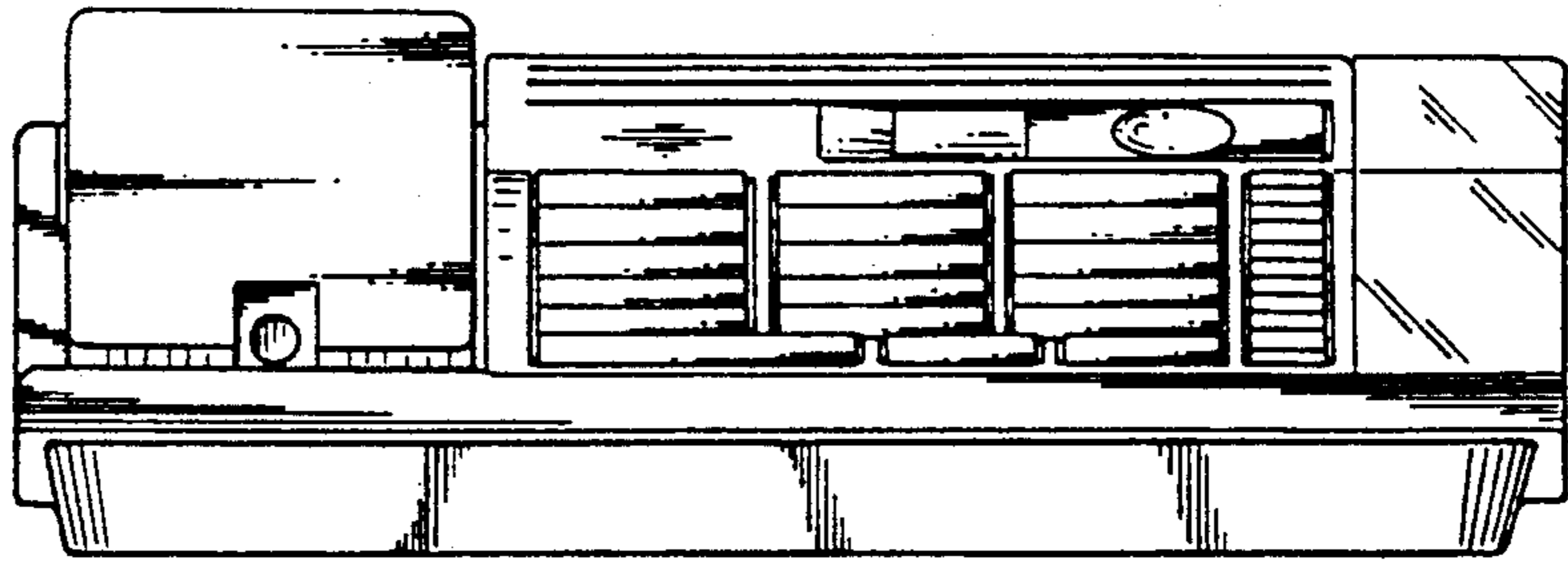


FIG.3.

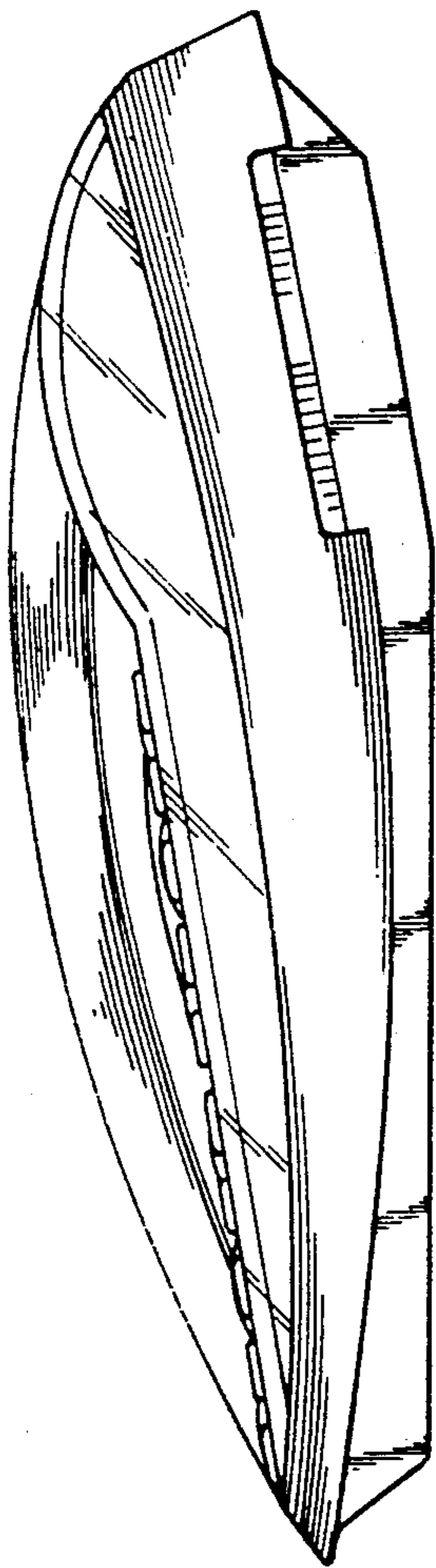


FIG.1.

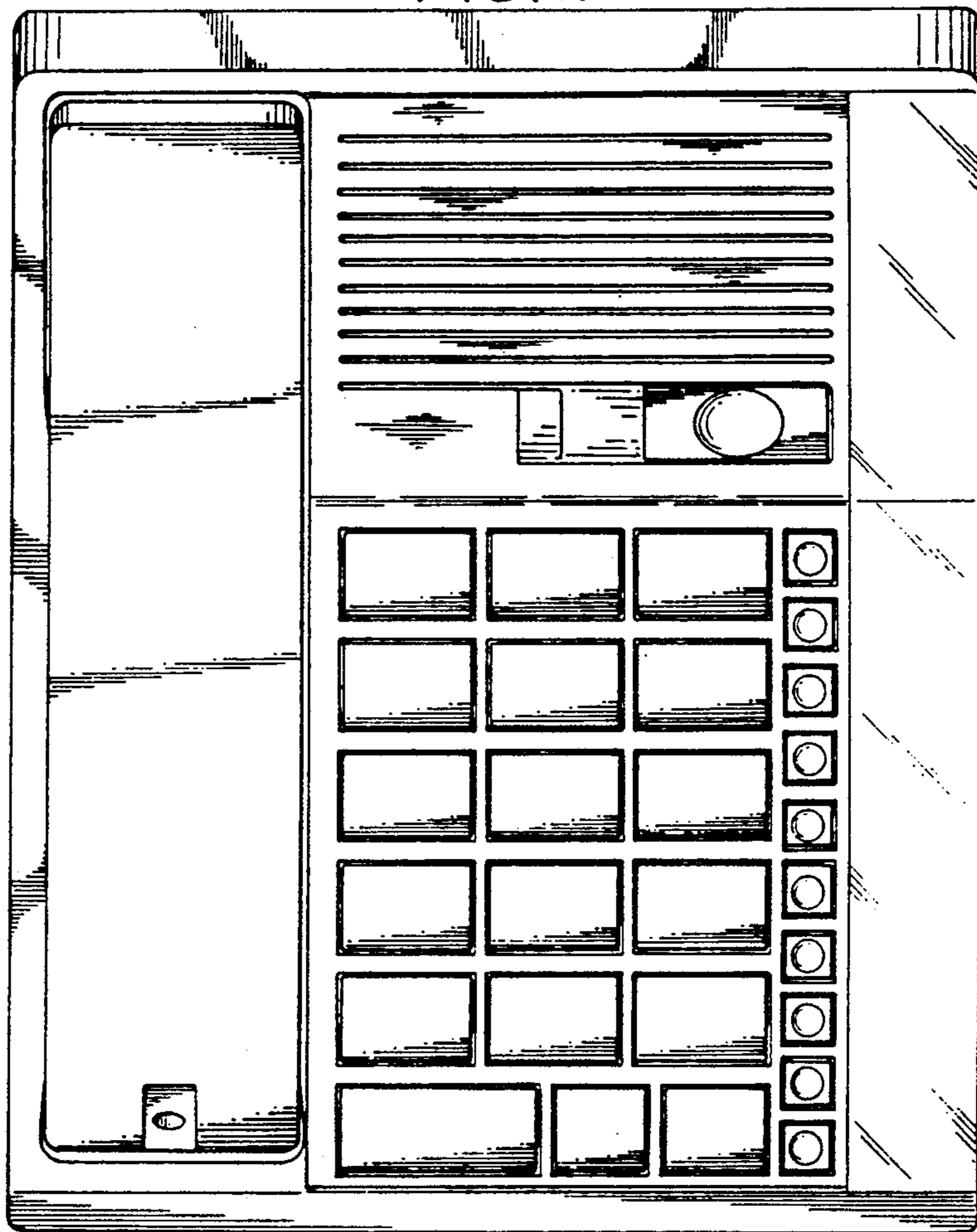


FIG.4.

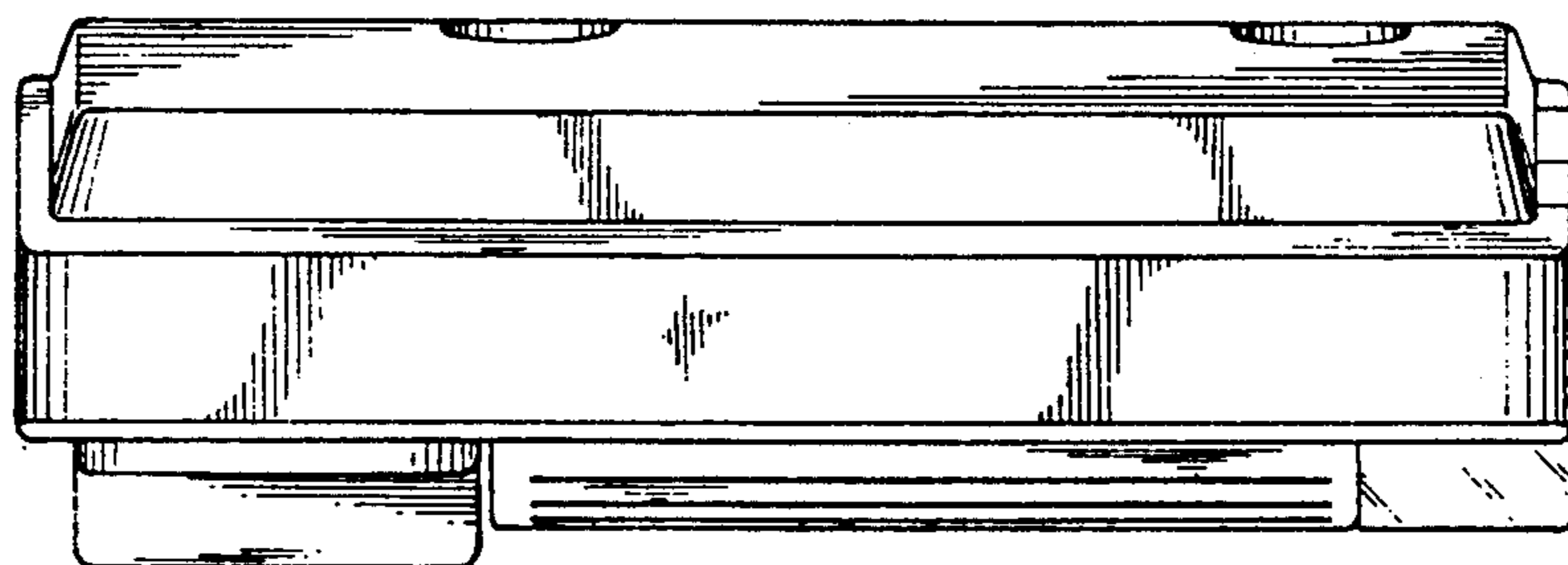


FIG. 2.

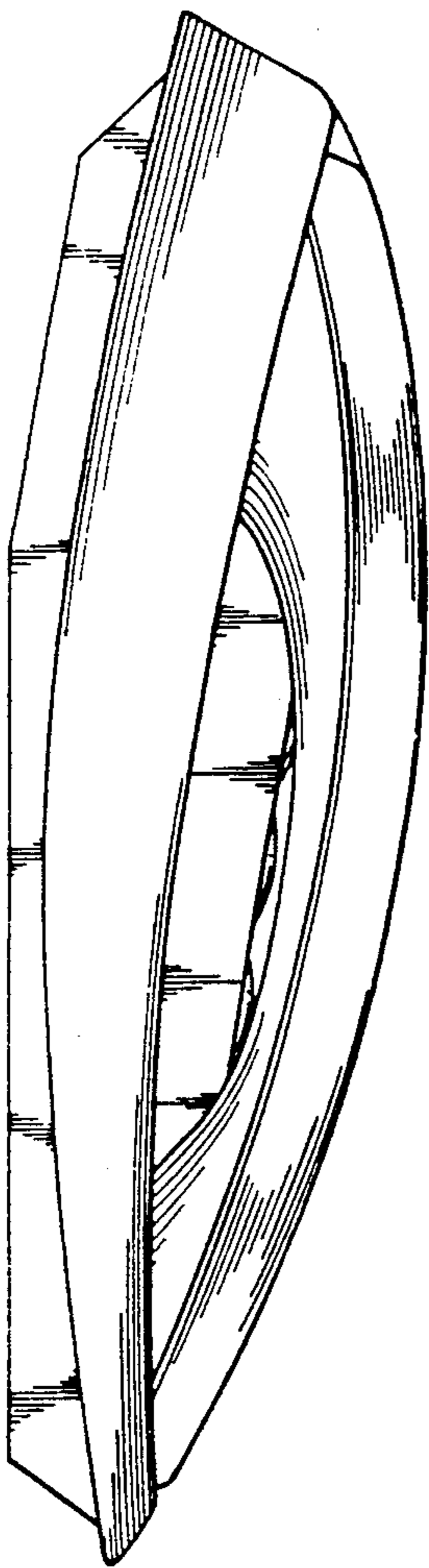


FIG. 5.

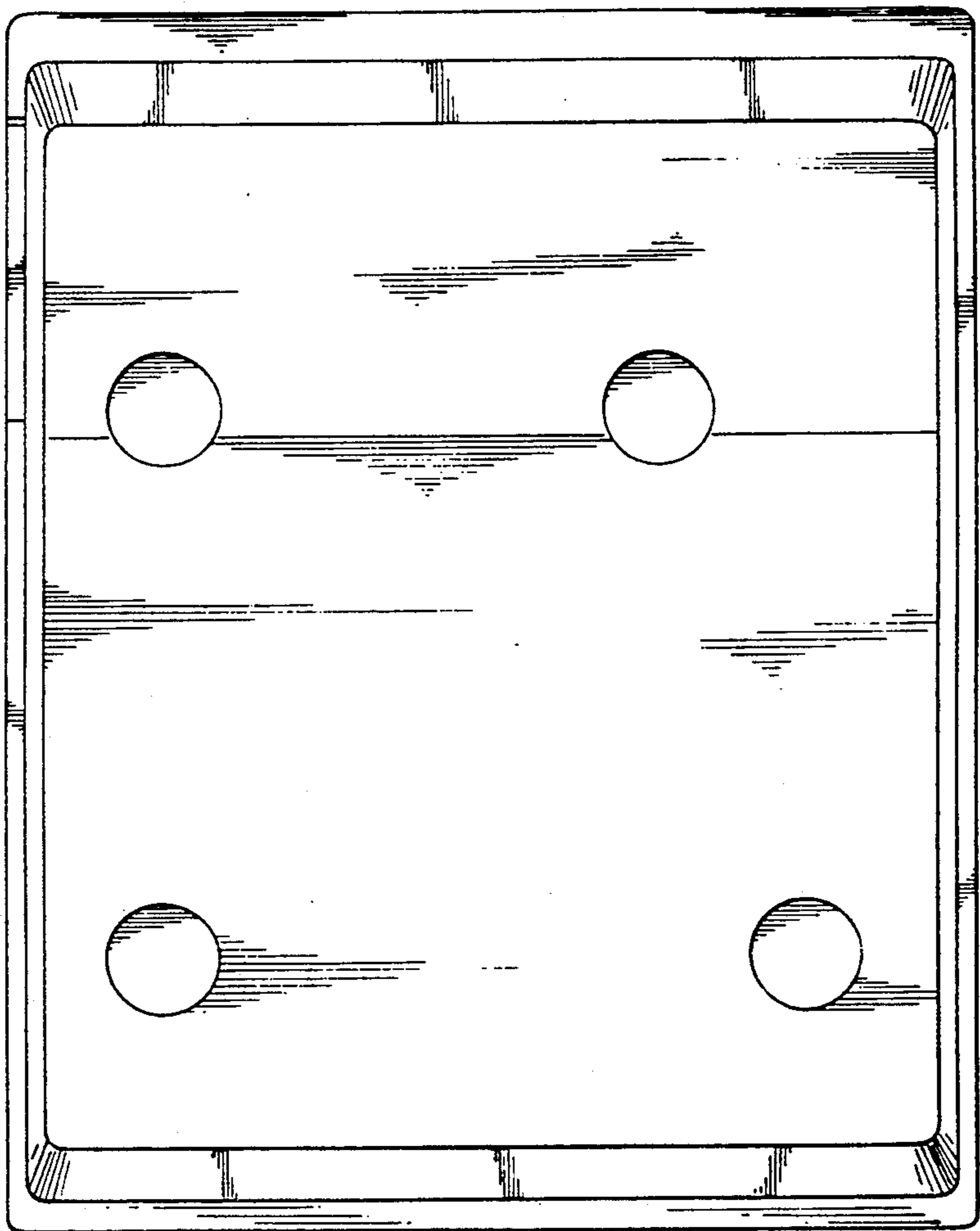


FIG. 7.

