



US00D331733S

United States Patent [19]

[11] Patent Number: **Des. 331,733**

Treadway

[45] Date of Patent: **** Dec. 15, 1992**

[54] **MOTOR HOME REAR PANEL UNIT
EXTERIOR SURFACE**

D. 325,891 5/1992 Zeman et al. D12/99
D. 327,864 7/1992 Siegel et al. D12/100

[75] Inventor: **Patrick P. Treadway, Ontario, Calif.**

Primary Examiner—James M. Gandy
Attorney, Agent, or Firm—Price, Gess & Ubell

[73] Assignee: **Fleetwood Enterprises, Inc.,
Riverside, Calif.**

[57] **CLAIM**

[**] Term: **14 Years**

The ornamental design for a motor home rear panel unit exterior surface, as shown and described.

[21] Appl. No.: **773,691**

DESCRIPTION

[22] Filed: **Oct. 9, 1991**

FIG. 1 is a front side perspective view of the motor home rear panel unit exterior surface showing the new design;

[52] U.S. Cl. **D12/100; D12/196**

FIG. 2 is an enlarged front elevational view thereof;
FIG. 3 is an enlarged left side elevational view thereof;
FIG. 4 is an enlarged right side elevational view thereof; and,

[58] Field of Search **D12/99, 100, 196;
296/156, 164, 194, 195**

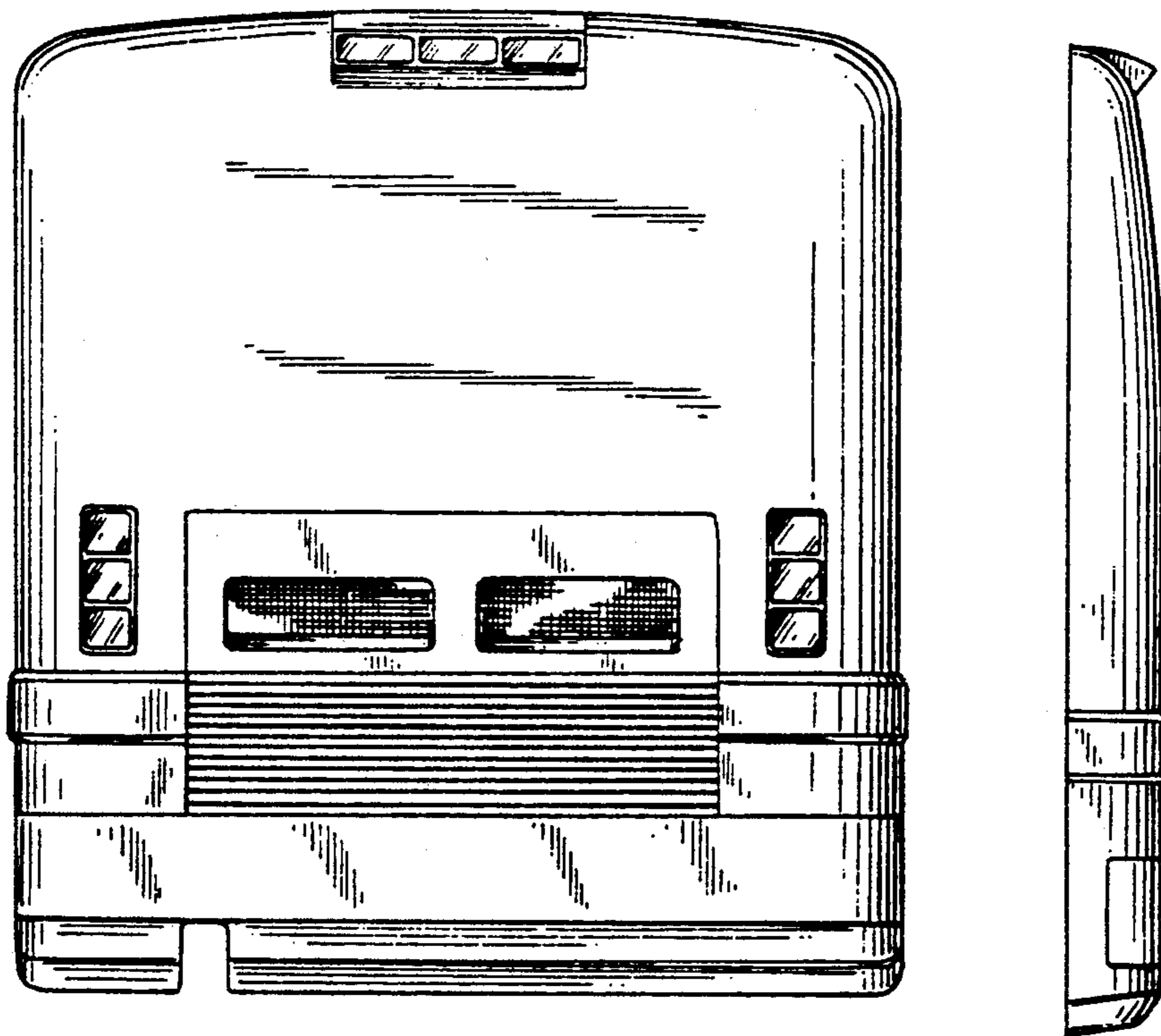
FIG. 5 is an enlarged top plan view thereof.

[56] **References Cited**

U.S. PATENT DOCUMENTS

D. 268,749 4/1983 Sobello D12/99
D. 302,802 8/1989 Manning D12/84
D. 319,615 9/1991 Thompson et al. D12/196

The broken line showing of a motor home in FIG. 1 of the drawing is for illustrative purposes only and forms no part of the claimed design.



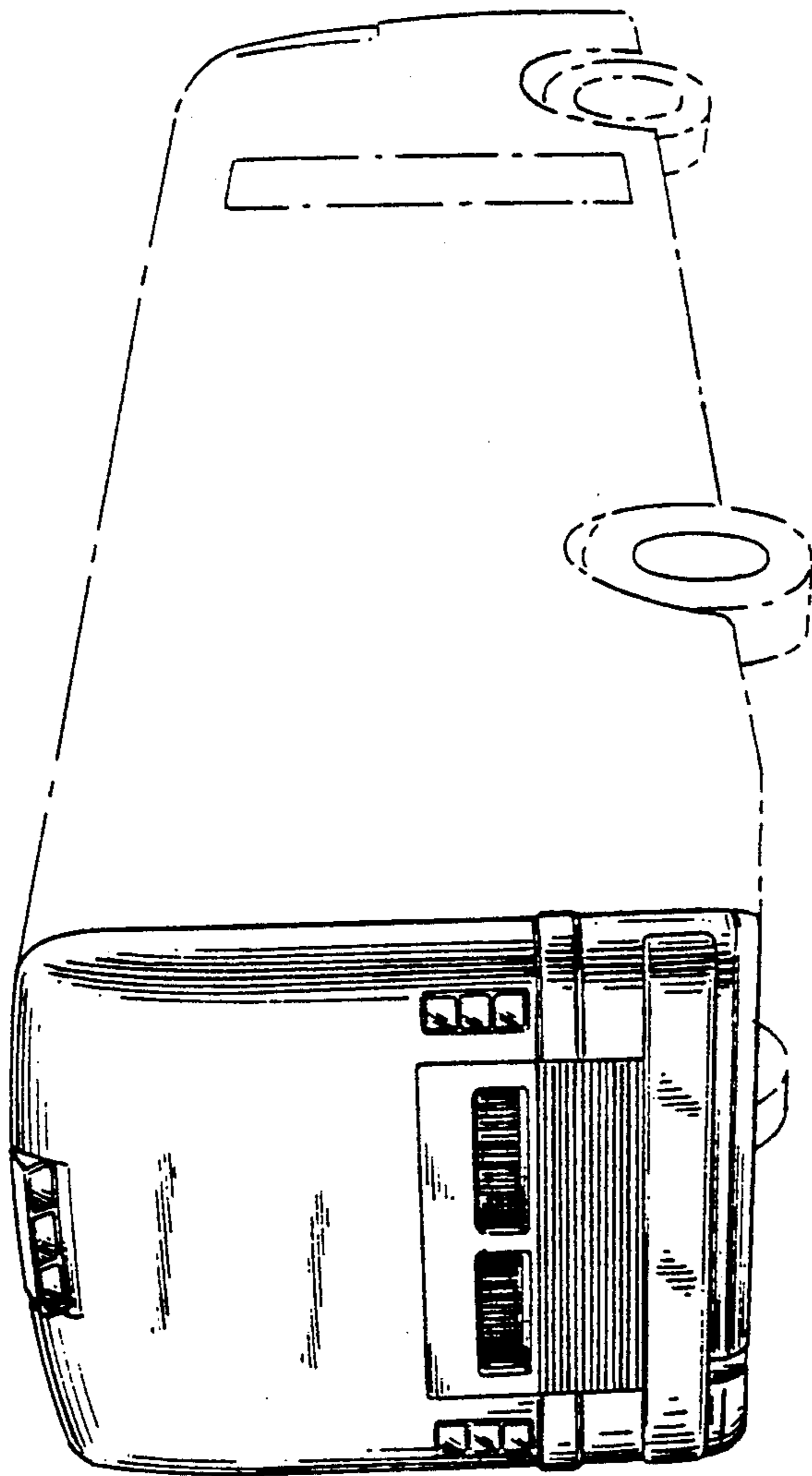


FIG. 1

FIG. 3




FIG. 2

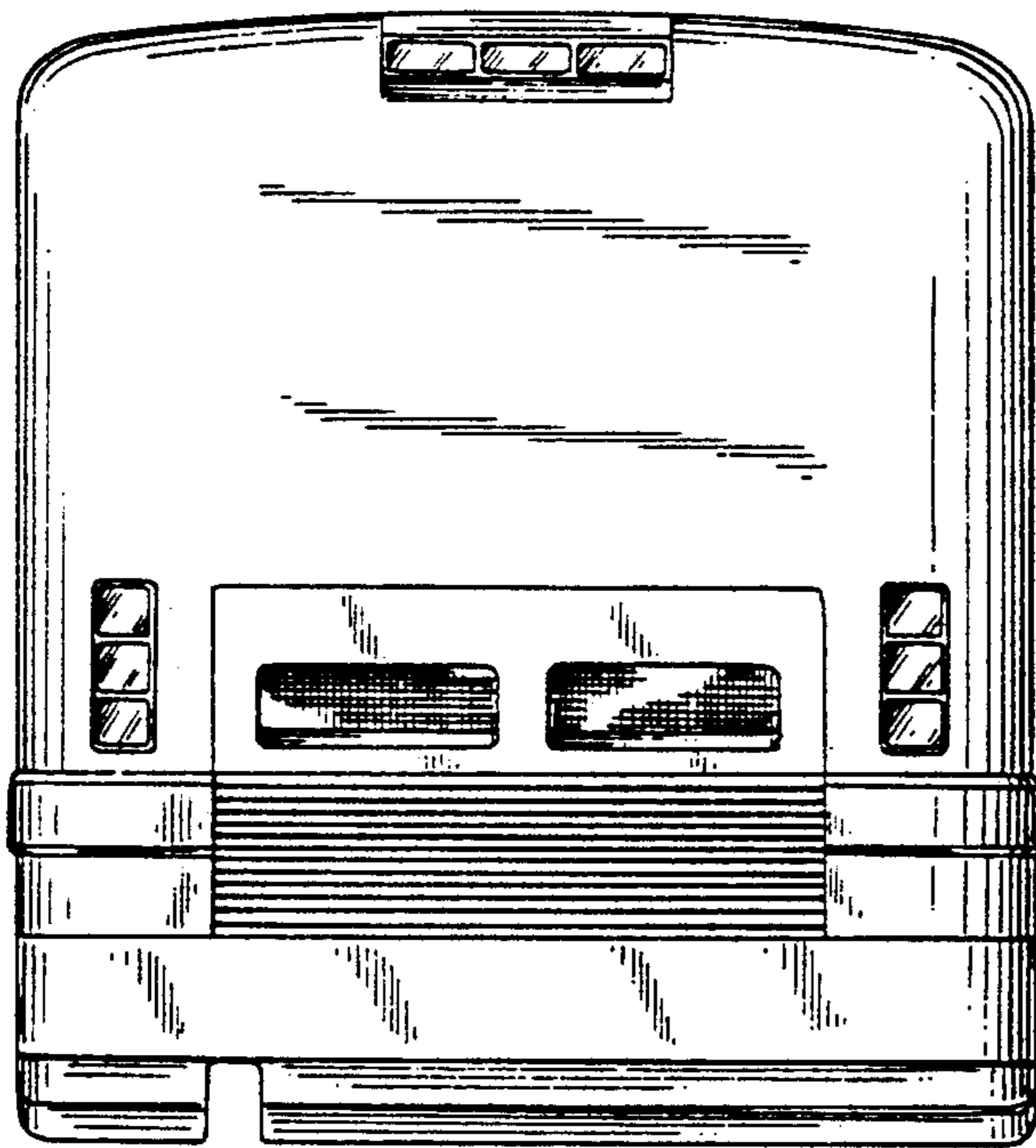


FIG. 4



FIG. 5

