



US00D331721S

# United States Patent [19]

[11] Patent Number: **Des. 331,721**

Shyan

[45] Date of Patent: **\*\* Dec. 15, 1992**

[54] BELL

4,619,846 10/1986 Oborzil et al. .... 116/148

[76] Inventor: **Huang C. Shyan**, No. 1-1, Changma St., Hsiushui Hsiang, Changhua Hsien, Taiwan

*Primary Examiner*—Wallace R. Burke  
*Assistant Examiner*—Marcus Jackson  
*Attorney, Agent, or Firm*—Morton J. Rosenberg; David I. Klein

[\*\*] Term: **14 Years**

[57] **CLAIM**

[21] Appl. No.: **696,545**

The ornamental design for a bell, as shown and described.

[22] Filed: **May 7, 1991**

[52] U.S. Cl. .... **D10/116**

[58] Field of Search ..... D10/104, 116, 118, 119, D10/120; D21/187; D11/48, 49, 79, 80, 127; 116/148, 149, 150, 170, 171, 172


**DESCRIPTION**

[56] **References Cited**

**U.S. PATENT DOCUMENTS**

D. 77,048 11/1928 Walker ..... D21/187  
D. 190,238 5/1961 Blake ..... D21/187  
D. 314,430 5/1991 Smith et al. .... D21/187

FIG. 1 is a perspective view of a bell showing my design;  
FIG. 2 is a front elevational view thereof;  
FIG. 3 is a rear elevational view thereof;  
FIG. 4 is a top plan view thereof;  
FIG. 5 is a bottom plan view thereof; and,  
FIG. 6 is a left side elevational view thereof, with the opposite side being a mirror image.






Fig. 1




Fig. 2




Fig. 3

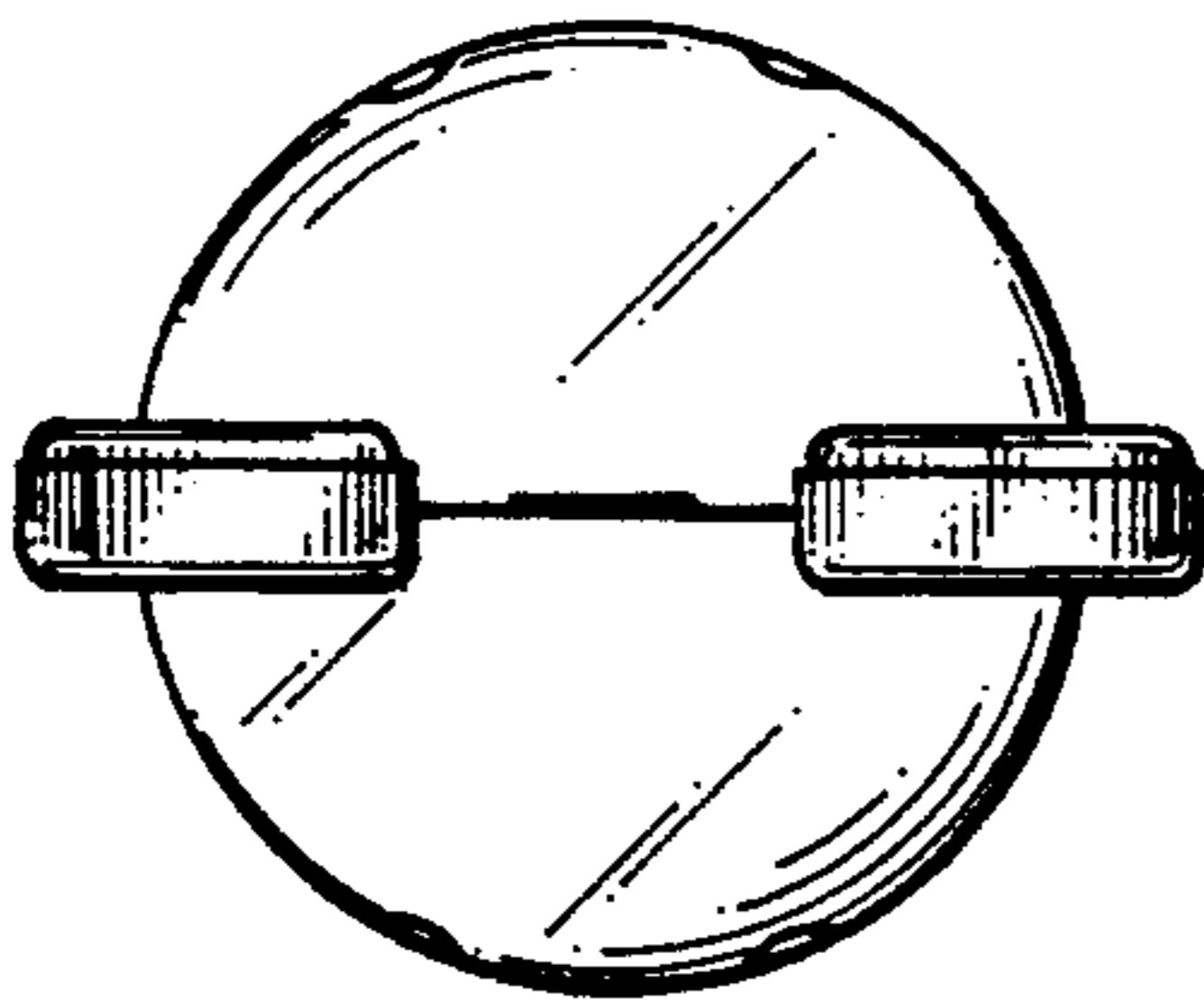


Fig. 4

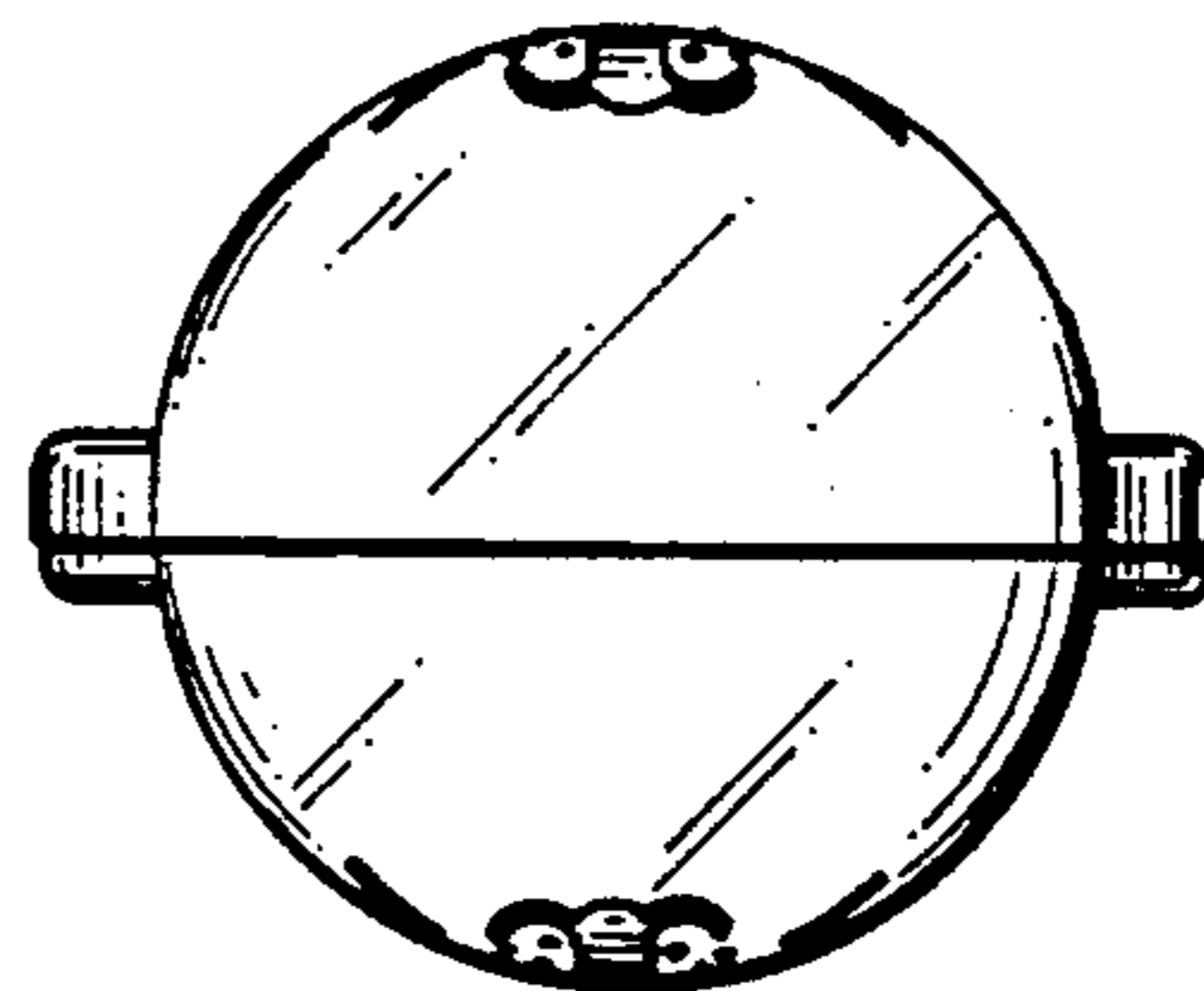


Fig. 5

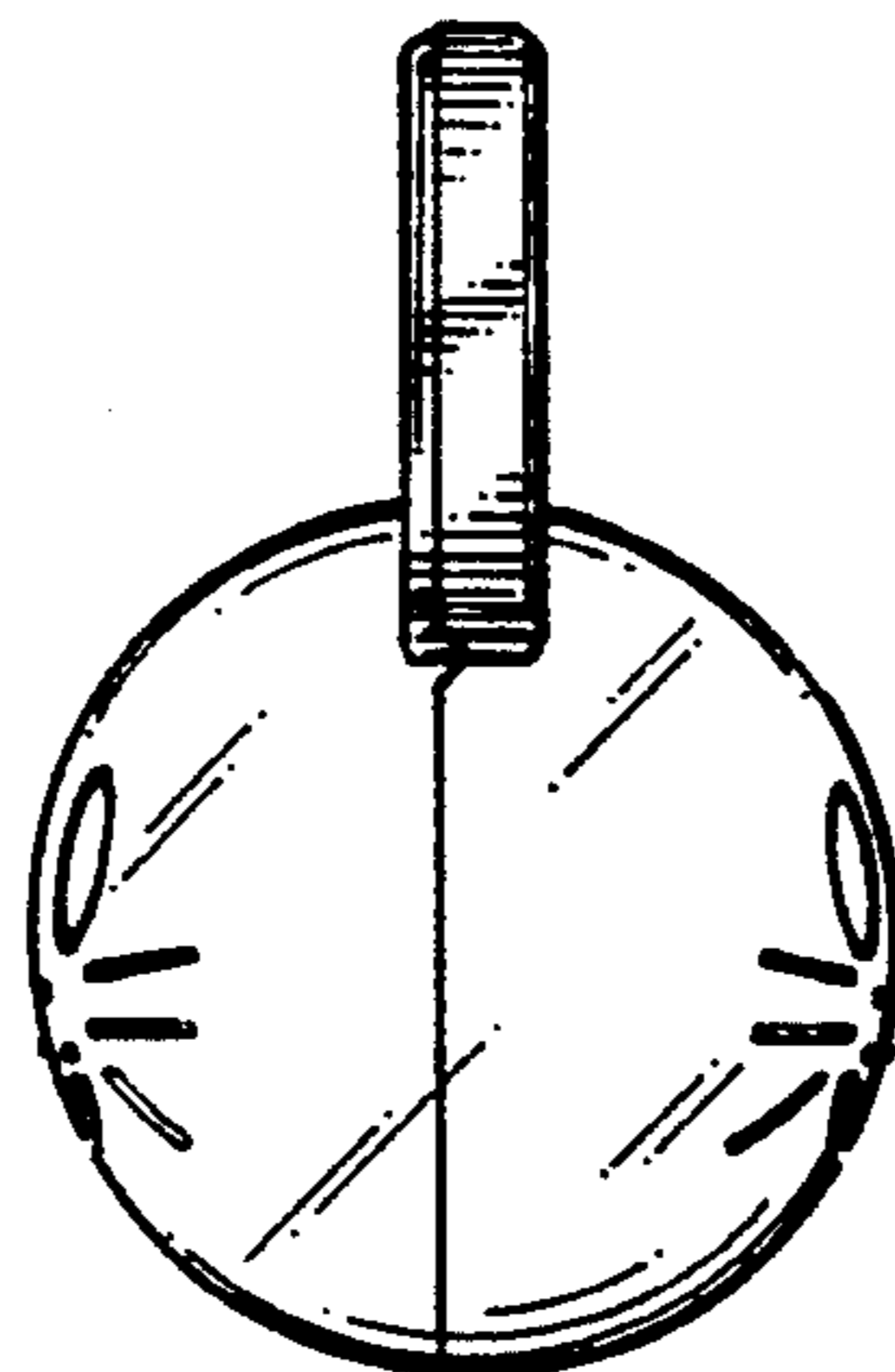


Fig. 6