



US00D331718S

United States Patent [19]

[11] Patent Number: **Des. 331,718**

Walker

[45] Date of Patent: **** Dec. 15, 1992**

[54] **COMBINED HAND-HELD WARNING SIGN AND SIGNALLING LIGHTS**

Primary Examiner—Wallace R. Burke
Assistant Examiner—Marcus Jackson
Attorney, Agent, or Firm—Leon Gilden

[76] Inventor: **Bettie J. Walker**, 2931 Casamia Ave., Palmdale, Calif. 93550

[57] **CLAIM**

[**] Term: **14 Years**

The ornamental design for a combined hand-held warning sign and signalling lights, as shown and described.

[21] Appl. No.: **685,506**

DESCRIPTION

[22] Filed: **Apr. 15, 1991**

FIG. 1 is a front elevational view of the combined hand-held warning sign and signalling lights showing my new design;

[52] U.S. Cl. **D10/114**

FIG. 2 is a rear elevational view thereof;

[58] Field of Search D10/114, 104, 109, 111, D10/113, 115; 116/63 R, 63 P; 404/6, 9, 10

FIG. 3 is a left side elevational view thereof;

FIG. 4 is a right side elevational view thereof;

[56] **References Cited**

U.S. PATENT DOCUMENTS

D. 196,622	10/1963	Zaudi	D10/114
D. 231,909	6/1974	Allington	D10/114
D. 306,706	3/1990	Hansel	D10/114
D. 315,695	3/1991	DeCaro	D10/114
3,075,174	1/1963	Orszulak	D10/114
3,279,110	10/1966	Zelicoff	D10/114
3,810,091	5/1974	Hoover	D10/114

FIG. 5 is a top plan view thereof;

FIG. 6 is a bottom plan view thereof;

FIG. 7 is a front elevational of a second embodiment thereof;

FIG. 8 is a rear elevational view thereof;

FIG. 9 is a left side elevational view thereof;

FIG. 10 is a right side elevational view thereof;

FIG. 11 is a top plan view thereof; and,

FIG. 12 is a bottom plan view thereof.




FIG. 1




FIG. 2




FIG. 3



FIG. 4



FIG. 5

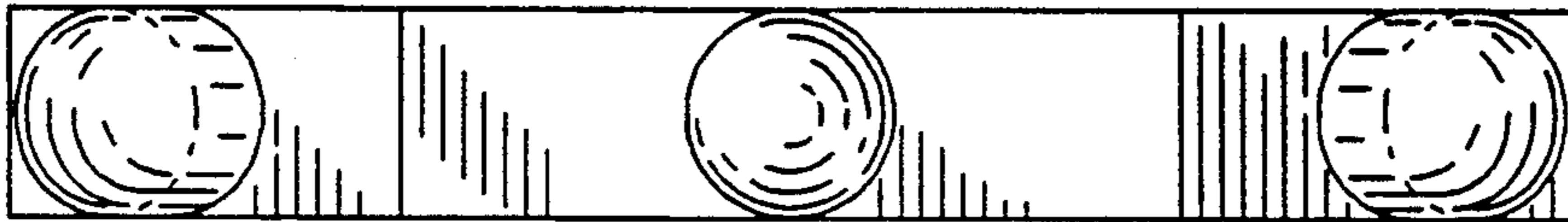


FIG. 6

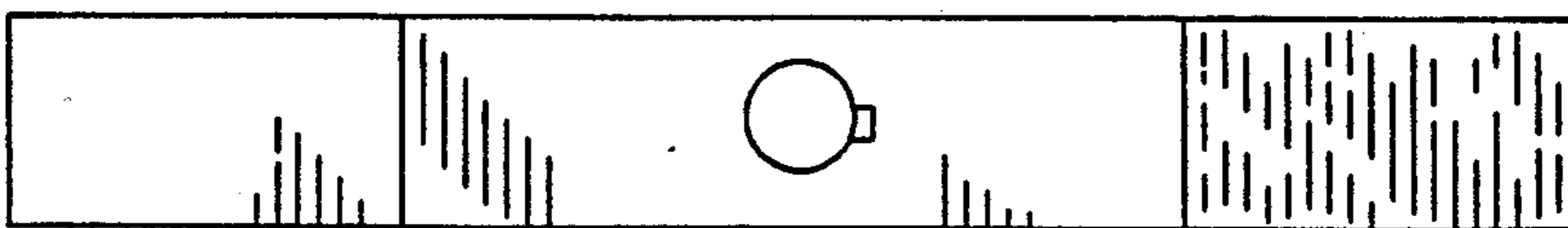


FIG. 7




FIG. 8




FIG. 9



FIG. 10



FIG. 11



FIG. 12

