



US00D331715S

United States Patent [19]
Meunier

[11] **Patent Number: Des. 331,715**
[45] **Date of Patent: ** Dec. 15, 1992**

[54] **BATHROOM SCALE**
[75] **Inventor: Tiarko Meunier, Mennecy, France**
[73] **Assignee: Terraillon, Juvigny, France**
[**] **Term: 14 Years**
[21] **Appl. No.: 799,617**
[22] **Filed: Nov. 27, 1991**
[30] **Foreign Application Priority Data**

Jun. 4, 1991 [FR] France 913398
[52] **U.S. Cl. D10/92**
[58] **Field of Search D10/87, 88, 89, 90,**
D10/91, 92, 93, 94; 177/211, 126, 238, 239, 240,
241, 242, 243, 245, 253, 254, 255, 262, 263,
DIG. 3

[56] **References Cited**
U.S. PATENT DOCUMENTS
D. 252,188 6/1979 Ackeret D10/92
D. 274,991 8/1984 Wirtz D10/92

D. 288,071 2/1987 Muller D10/92
D. 308,344 6/1990 Nakagawa et al. D10/92
D. 314,352 2/1991 Gerlach D10/92
4,453,606 6/1984 Mokhbery et al. 177/126
4,800,973 1/1989 Angel 177/211
4,979,581 12/1990 Kroll 177/211

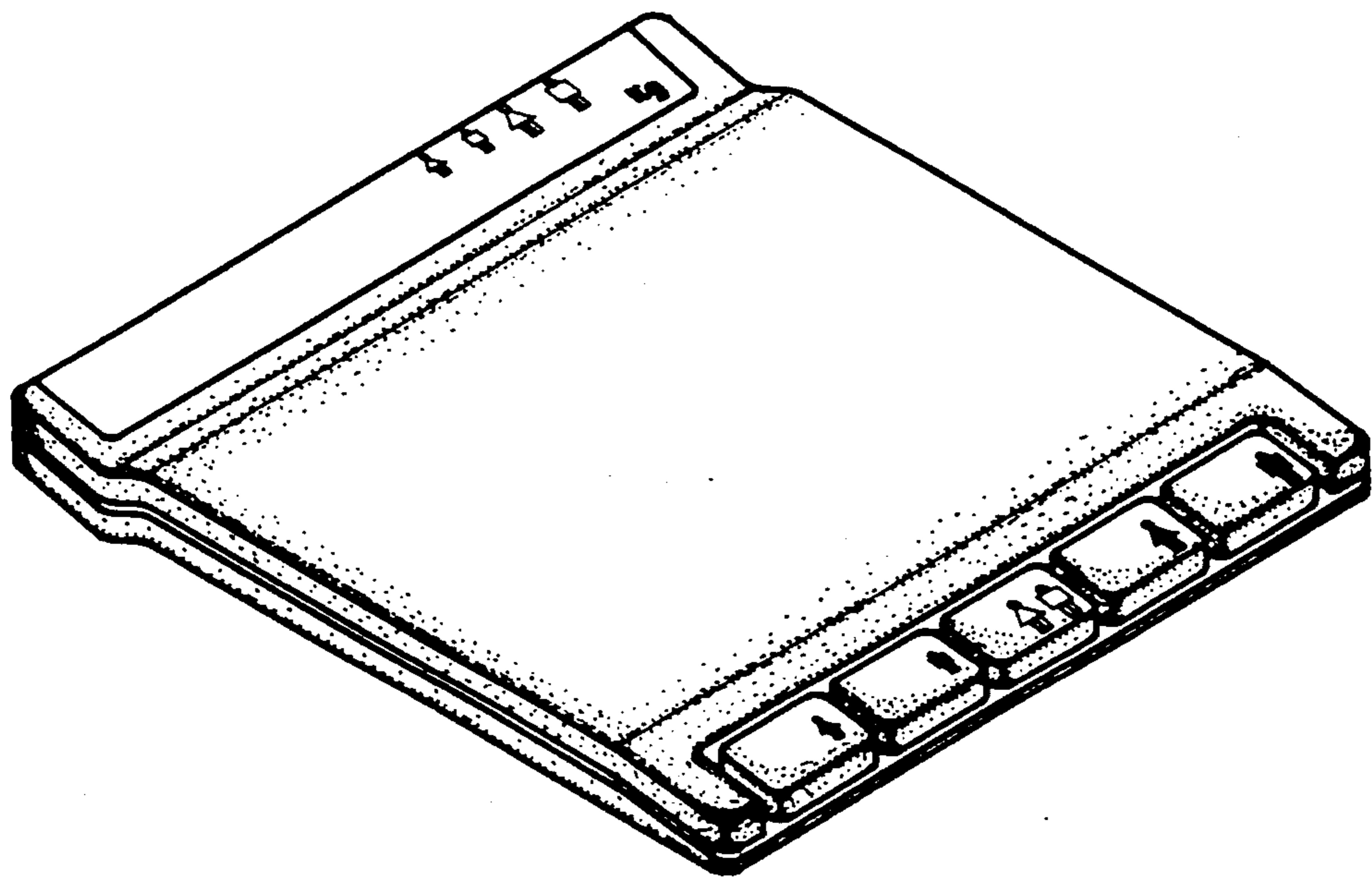
Primary Examiner—Alan P. Douglas
Assistant Examiner—Antoine D. Davis
Attorney, Agent, or Firm—Roland Plottel

[57] **CLAIM**

The ornamental design for a bathroom scale, as shown and described.

DESCRIPTION

FIG. 1 is a top, front and left side perspective view of a bathroom scale showing my new design;
FIG. 2 is a front elevational view;
FIG. 3 is a top plan view;
FIG. 4 is a bottom plan view;
FIG. 5 is a rear elevational view;
FIG. 6 is a left side elevational view; and,
FIG. 7 is a right side elevational view thereof.



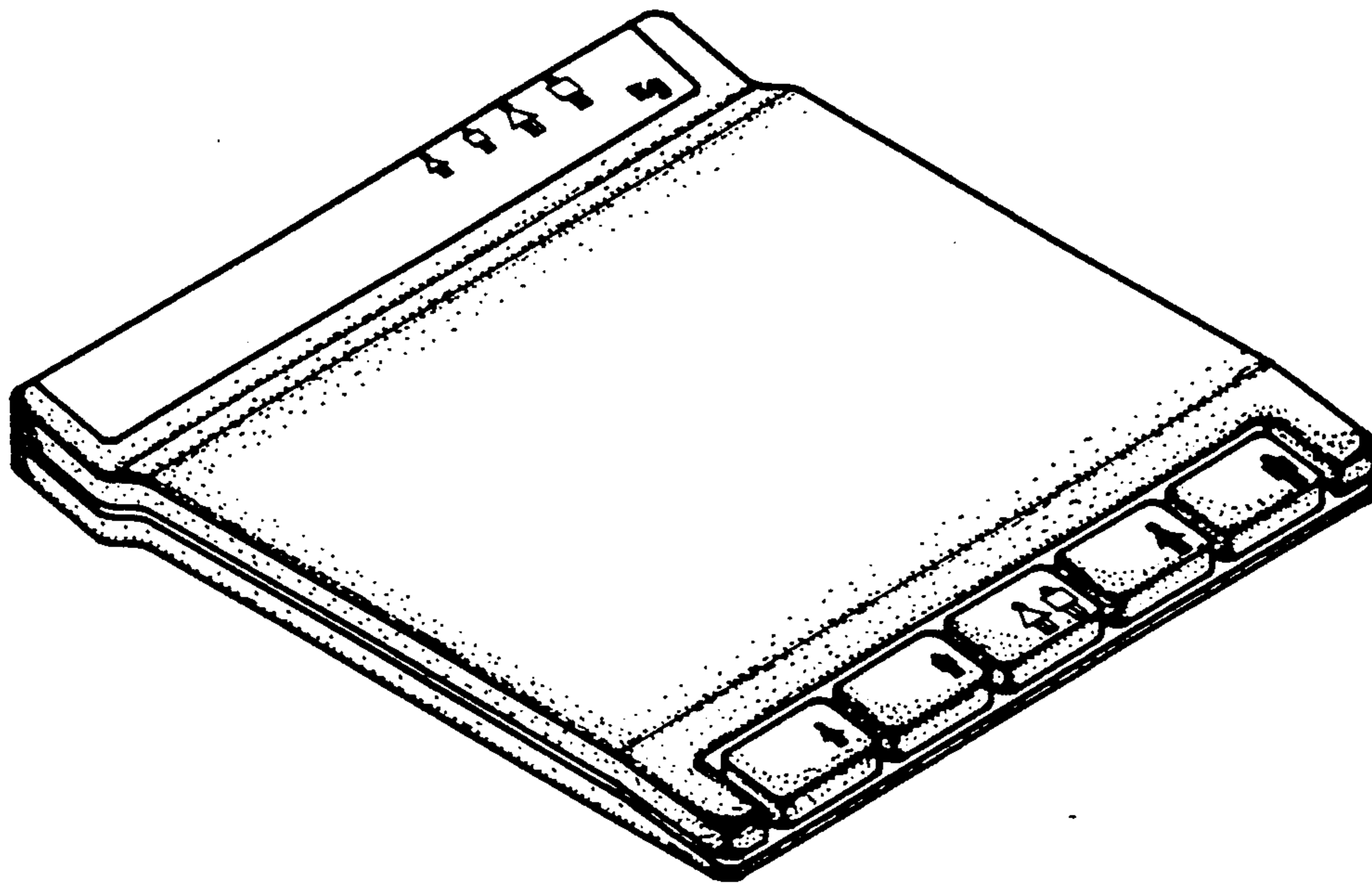


Fig. 1




Fig. 2




Fig. 3




Fig. 4




Fig. 5




Fig. 6




Fig. 7