



US00D331714S

# United States Patent [19]

Storsberg

[11] Patent Number: **Des. 331,714**

[45] Date of Patent: **\*\* Dec. 15, 1992**

[54] BATHROOM SCALE

[75] Inventor: **Günter Storsberg, Solingen, Fed. Rep. of Germany**

[73] Assignee: **Robert Krups GmbH & Co. KG, Solingen, Fed. Rep. of Germany**

[\*\*] Term: **14 Years**

[21] Appl. No.: **645,673**

[22] Filed: **Jan. 24, 1991**

[52] U.S. Cl. .... **D10/92**

[58] Field of Search ..... **D10/91, 92, 93; 177/210 R, 210 FP, 238, 239, 245, 246, 256, DIG. 4, DIG. 5**

[56] **References Cited**

### U.S. PATENT DOCUMENTS

- D. 281,236 11/1985 Muller et al. .... D10/92
- D. 303,097 8/1989 Muller ..... D10/92
- D. 305,621 1/1990 Francis ..... D10/92 X
- D. 305,992 2/1990 Carnevale et al. .... D10/92

- D. 305,994 2/1990 Carnevale et al. .... D10/92
- D. 307,727 5/1990 Hart et al. .... D10/92 X
- 1,893,041 1/1933 Schmitz ..... 177/234 X
- 2,061,278 11/1936 Kircher ..... 177/230

*Primary Examiner*—Alan P. Douglas  
*Assistant Examiner*—Antoine D. Davis  
*Attorney, Agent, or Firm*—Peter K. Kontler

### [57] CLAIM

The ornamental design for a bathroom scale, as shown and described.

### DESCRIPTION

FIG. 1 is a top, front and left side perspective view of a bathroom scale showing my new design;  
FIG. 2 is a top plan view;  
FIG. 3 is a front elevational view;  
FIG. 4 is a bottom plan view;  
FIG. 5 is a rear elevational view;  
FIG. 6 is a left side elevational view; and,  
FIG. 7 is a right side elevational view thereof.  
FIG. 1 has been drawn on an enlarged scale with respect to FIGS. 2-7.




FIG. 1


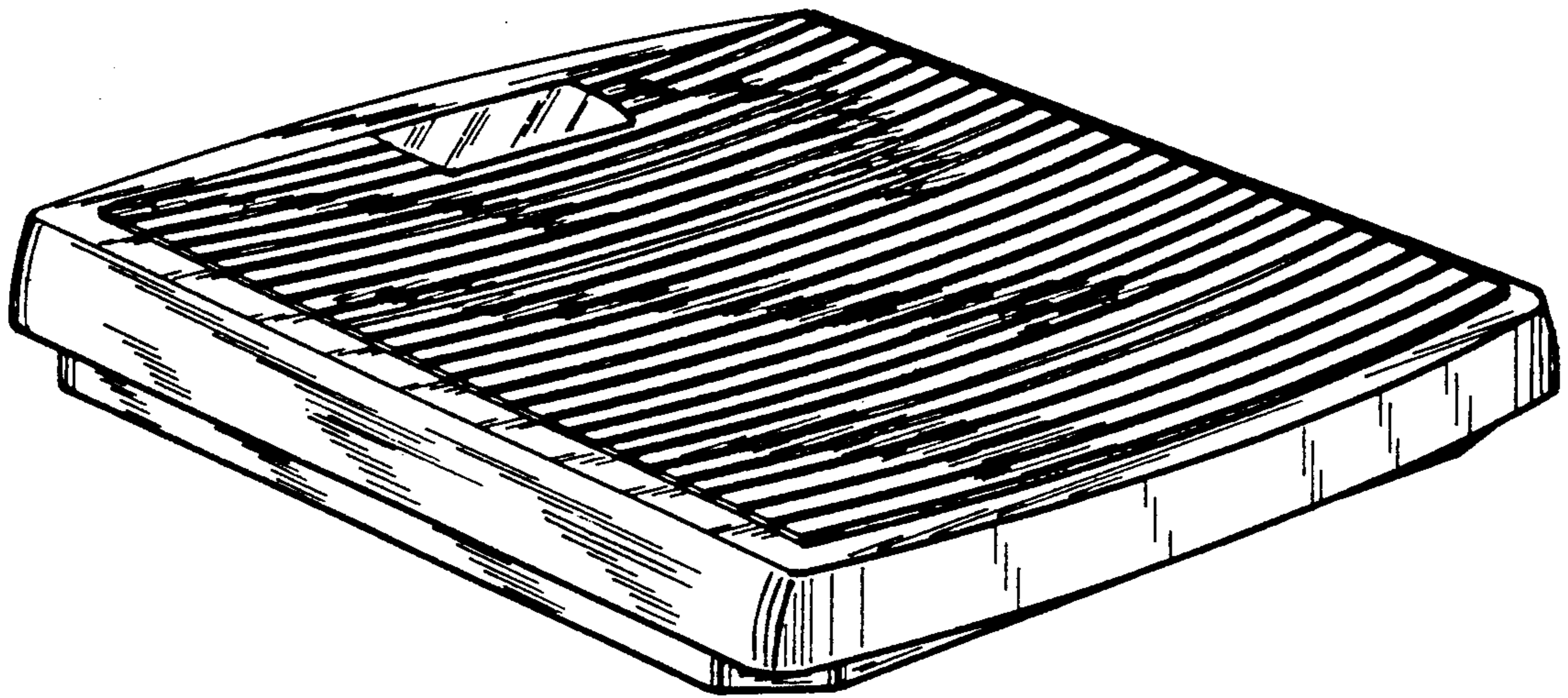


FIG. 6




FIG. 7

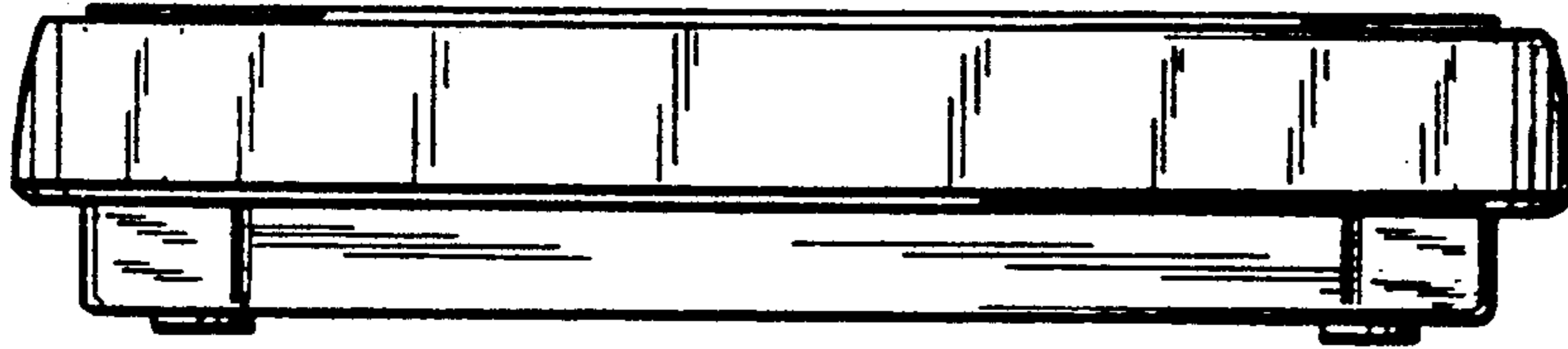


FIG. 3




FIG. 2




FIG. 4

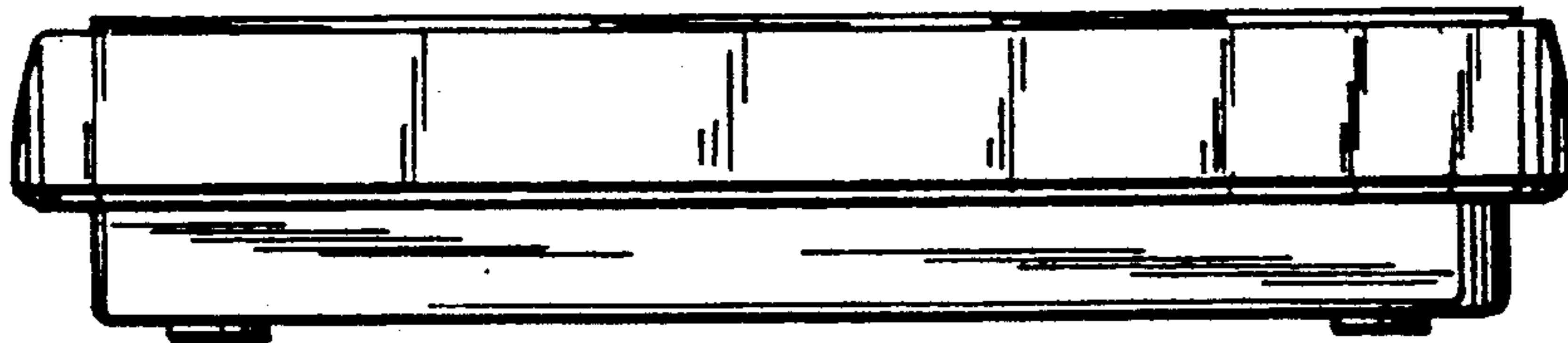


FIG. 5