



US00D331708S

United States Patent [19]

[11] Patent Number: **Des. 331,708**

Burgener

[45] Date of Patent: **** Dec. 15, 1992**

[54] WATCH

FOREIGN PATENT DOCUMENTS

[75] Inventor: **Eddy Burgener, Moutier, Switzerland**

204293 4/1939 Switzerland 368/285

[73] Assignee: **Roventa Henex SA, Switzerland**

OTHER PUBLICATIONS

[**] Term: **14 Years**

Swiss Watch & Jewelry Journal—Feb. 1989, p. 411, Watch at center.

[21] Appl. No.: **555,749**

Jeweler's Circular-Keystone—Jul. 1987, p. 19, Watches at bottom.

[22] Filed: **Jul. 23, 1990**

Swiss Watch & Jewelry Journal—Feb. 1989, p. 468, Watches at top.

[30] Foreign Application Priority Data

Primary Examiner—Nelson C. Holtje
Attorney, Agent, or Firm—Bacon & Thomas

Jan. 25, 1990 [CH] Switzerland 117933

[52] U.S. Cl. **D10/39; D10/30**

[57] CLAIM

[58] Field of Search **D10/1-40, D10/127-132; 368/280-282, 285**

The ornamental design for a watch, as shown and described.

[56] References Cited


DESCRIPTION

U.S. PATENT DOCUMENTS

- D. 261,734 11/1981 Onodera D10/39
- D. 297,817 9/1988 Guan D10/38 X
- D. 298,109 10/1988 Brenni D10/39
- D. 309,113 7/1990 Schoepfer D10/32
- D. 314,918 2/1991 Dumas D10/32
- D. 321,666 11/1991 Burgener D10/32
- D. 326,229 5/1992 St. Dizier D10/32

FIG. 1 is a front elevational view of a watch showing my new design; the broken-line showings of straps being environmental only and form no part of the claimed design;

FIG. 2 is a rear elevational view thereof;
FIG. 3 is a right side elevational view thereof;
FIG. 4 is a left side elevational view thereof;
FIG. 5 is a top plan view thereof; and,
FIG. 6 is a bottom plan view thereof.






FIG. 1

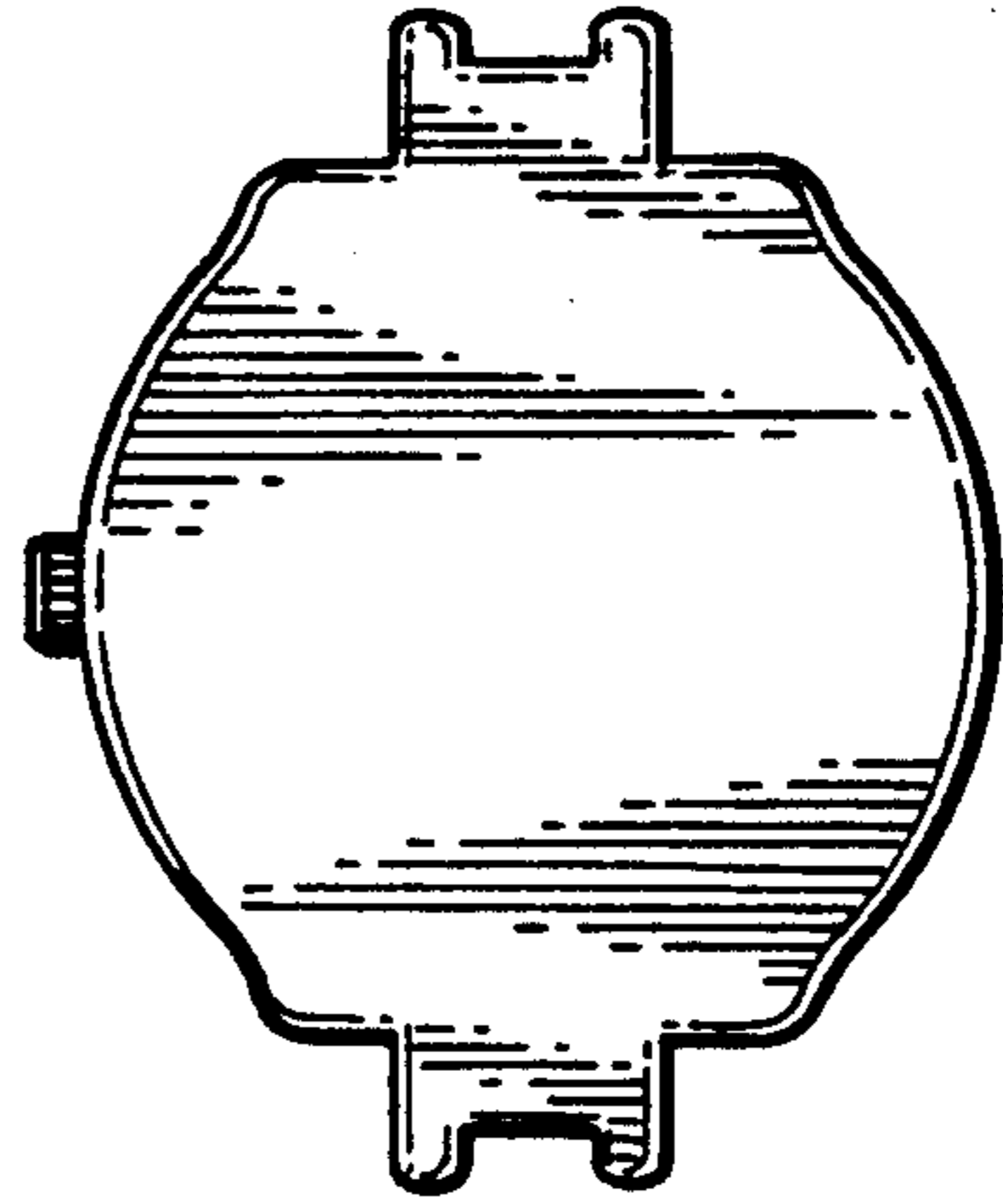


FIG. 2



FIG. 3



FIG. 4



FIG. 5



FIG. 6