



US00D331706S

United States Patent [19]

[11] Patent Number: **Des. 331,706**

Magninat

[45] Date of Patent: **** Dec. 15, 1992**

[54] **WRISTWATCH**

D. 308,945 7/1990 Bonnet D10/39 X
D. 318,238 7/1991 Fong D10/32

[75] Inventor: **Michel Magninat, Paris, France**

OTHER PUBLICATIONS

[73] Assignee: **Baume & Mercier S.A., Les Acacias/Geneve, Switzerland**

Jeweler's Circular-Keystone—Sep. 1984 p. 25, Watch.
Jeweler's Circular-Keystone—Aug. 1979, p. 21, Watch at center.
Hong Kong Enterprise, Aug. 1980, p. 93 Watches at bottom.

[**] Term: **14 Years**

Primary Examiner—Nelson C. Holtje
Attorney, Agent, or Firm—Young & Thompson

[21] Appl. No.: **595,767**

[22] Filed: **Oct. 10, 1990**

[30] Foreign Application Priority Data

Apr. 18, 1990 [IB] Int'l Pat. Institute **DM/016461**
[52] U.S. Cl. **D10/32**
[58] Field of Search **D10/1-40,**
D10/127-132; D11/2-5, 12, 19, 25;
368/276-277, 280-282, 285

[57] CLAIM

The ornamental design for a wristwatch, as shown.


[56] References Cited

U.S. PATENT DOCUMENTS

D. 163,859 7/1951 Geoffrion D10/38
D. 288,066 2/1987 Kanoui D10/32

DESCRIPTION

FIG. 1 is a top plan view of a wristwatch, embodying my new design;
FIG. 2 is a bottom plan view thereof;
FIG. 3 is a front elevational view thereof;
FIG. 4 is a rear elevational view thereof;
FIG. 5 is a right side elevational view thereof; and,
FIG. 6 is a left side elevational view thereof.






FIG. 1




FIG. 2

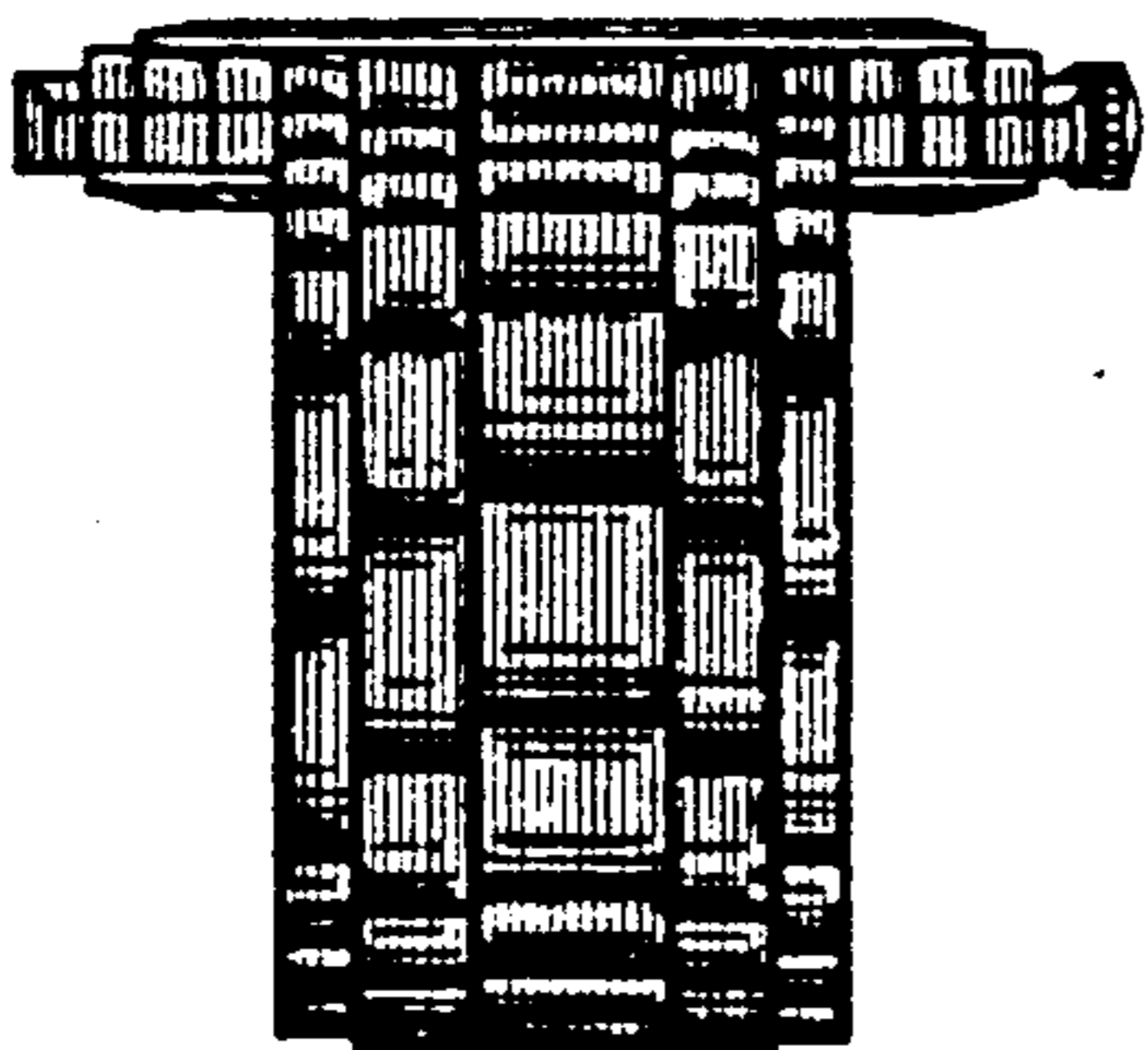


FIG. 3

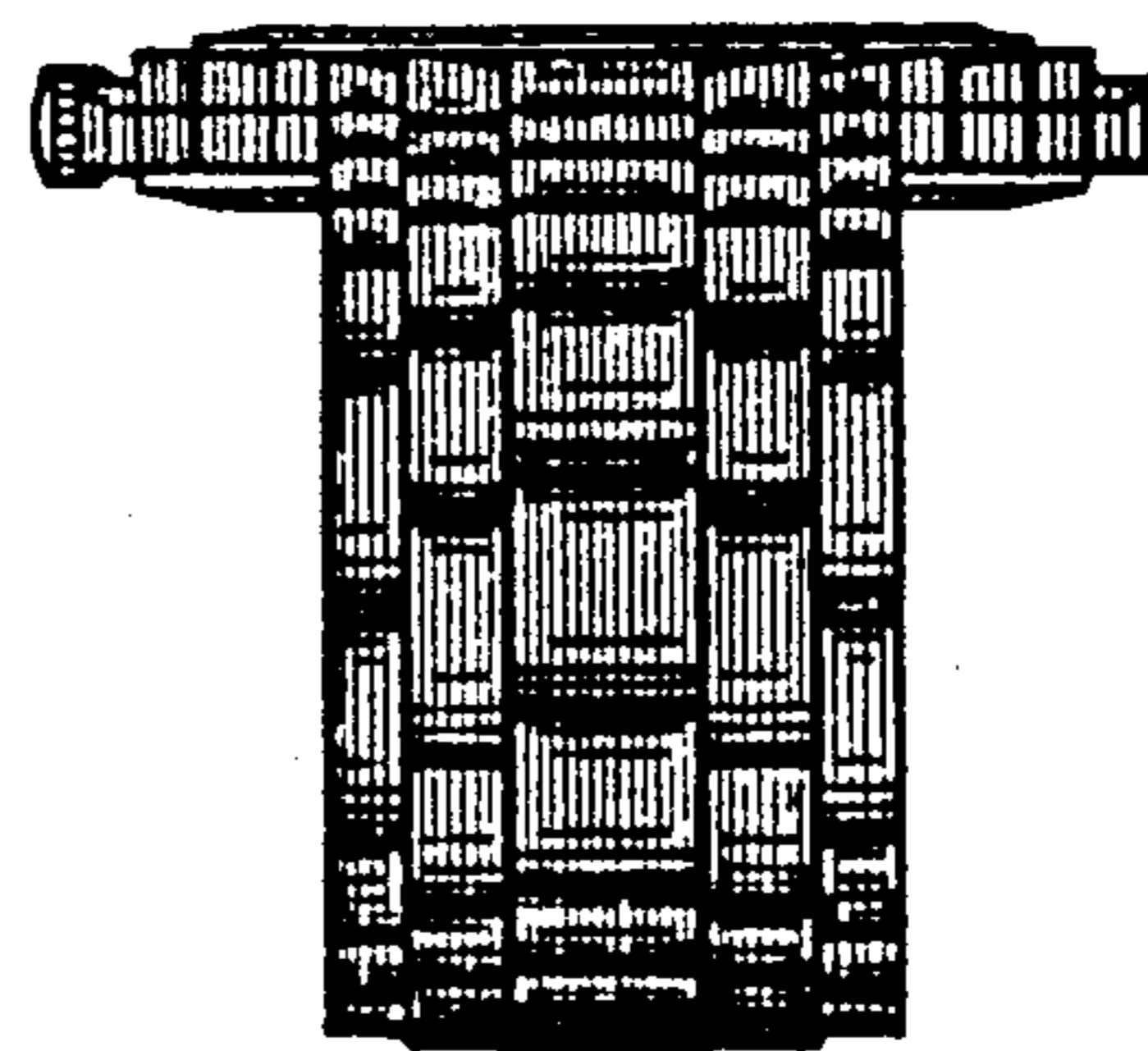


FIG. 4

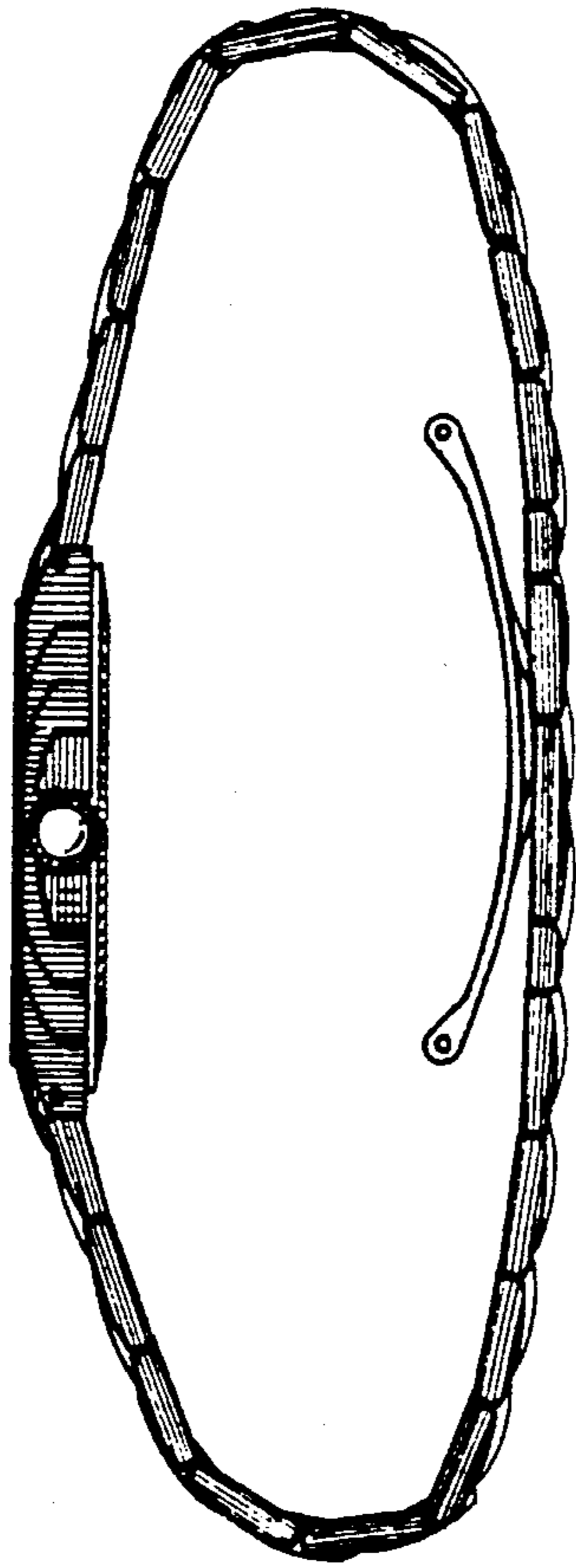


FIG. 5

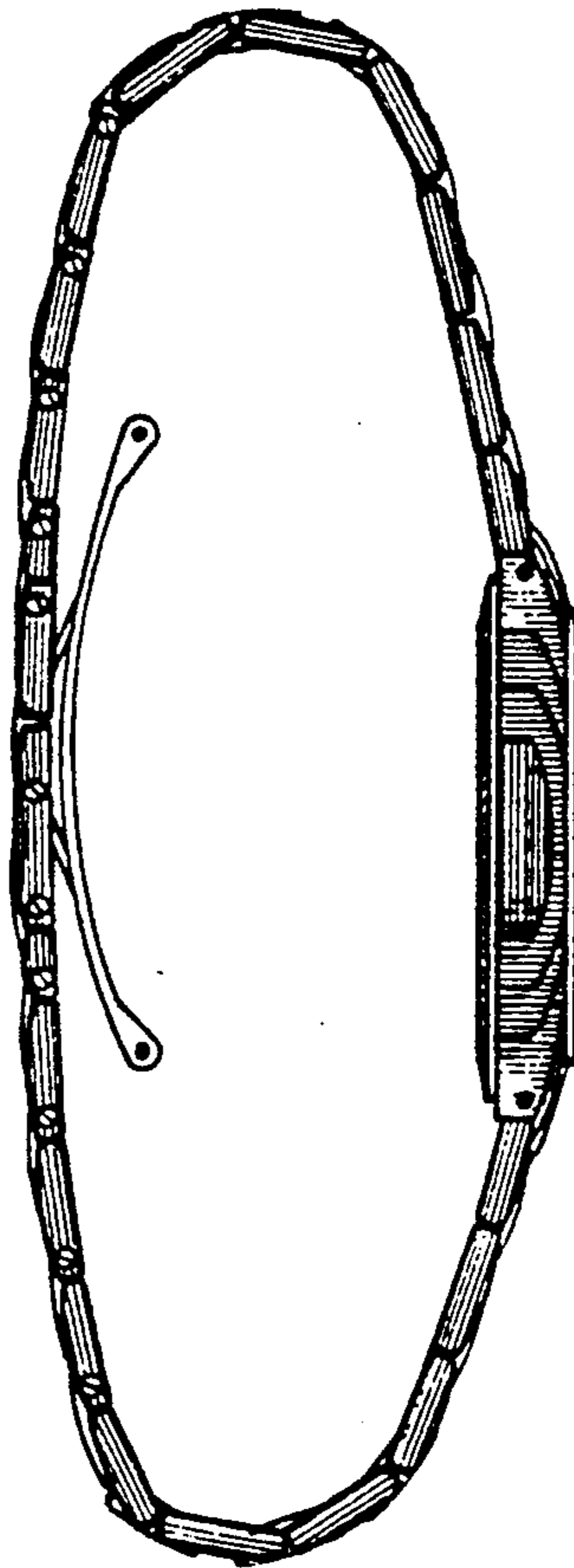


FIG. 6