



US00D331705S

United States Patent [19]
Gueit

[11] **Patent Number: Des. 331,705**
[45] **Date of Patent: ** Dec. 15, 1992**

[54] **WRIST WATCH**

[75] **Inventor: Jean C. Gueit, Perly, Switzerland**
[73] **Assignee: Harry Winston Ultimate Timepiece S.A., Geneve, Switzerland**
[*] **Notice: The portion of the term of this patent subsequent to Jun. 30, 2006 has been disclaimed.**
[**] **Term: 14 Years**
[21] **Appl. No.: 378,394**
[22] **Filed: Jul. 10, 1989**

[30] **Foreign Application Priority Data**

Jan. 9, 1989 [IB] Int'l Pat. Institute DMA/000921
[52] **U.S. Cl. D10/39; D10/39**
[58] **Field of Search D10/30-33, D10/38, 39, 122-126; D11/1-4, 6, 11, 13, 16, 17; 368/80, 220-233, 239-242, 276, 278, 281-285, 294-297**

[56] **References Cited**

U.S. PATENT DOCUMENTS

D. 42,643 6/1912 Meyers D11/3 X
D. 125,886 3/1941 Dinhofer D10/38 X
D. 281,456 11/1985 Swedarsky et al. D11/3 X
892,807 7/1908 Canne D11/13 X

FOREIGN PATENT DOCUMENTS

269722 4/1927 United Kingdom 368/282

OTHER PUBLICATIONS

Vogue, Mar. 1952, p. 37 bracelet second from the left. Jeweler's Circular-Keystone (JCK); Aug. 1970; p. 129. Swiss Watch & Jewelry Journal; (Swjj); Jun. 1983, p. 612 Watch second from right. Swiss Watch & Jewelry Journal (Swjj); Mar. 1985, p. 540 #17 middle row left side.


Primary Examiner—Nelson C. Holtje
Assistant Examiner—Caron D. Veynar
Attorney, Agent, or Firm—McGlew and Tuttle

[57] **CLAIM**

The ornamental design for a wrist watch, as shown and described.

DESCRIPTION

FIG. 1 is a top plan view of a wrist watch showing my new design;
FIG. 2 is a bottom plan view thereof;
FIG. 3 is a left side elevation view thereof;
FIG. 4 is a right side elevation view thereof;
FIG. 5 is a perspective view thereof;
FIG. 6 is a front elevation view thereof with the band removed for ease of illustration; and,
FIG. 7 is a rear elevation view thereof with the band removed for ease of illustration.



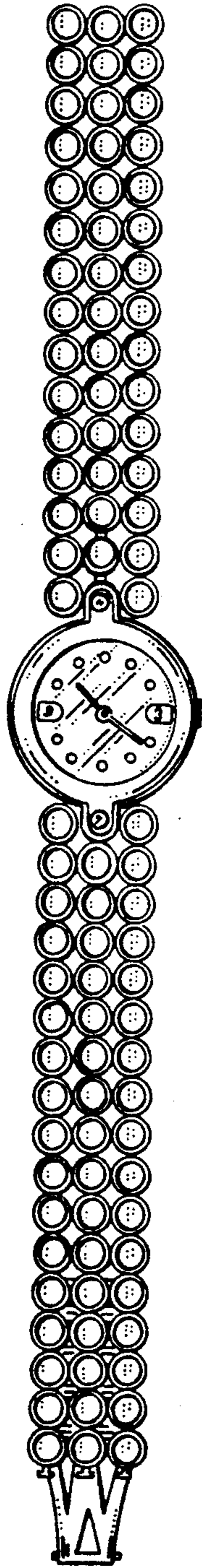


FIG. 1

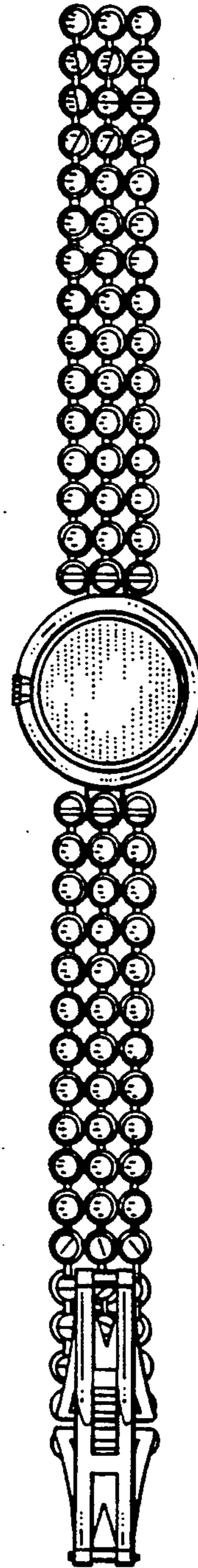


FIG. 2



FIG. 3




FIG. 4




FIG. 5



FIG. 6



FIG. 7