



US00D331702S

# United States Patent [19]

[11] Patent Number: **Des. 331,702**

**Feibelman**

[45] Date of Patent: **\*\* Dec. 15, 1992**

## [54] JEWELRY CARD

[75] Inventor: **Jeffrey A. Feibelman**, East Greenwich, R.I.

[73] Assignee: **Display Technologies, Inc.**, Johnston, R.I.

[\*\*] Term: **14 Years**

[21] Appl. No.: **532,734**

[22] Filed: **Jun. 4, 1990**

[52] U.S. Cl. .... **D9/457**

[58] Field of Search ..... **D9/434, 457, 499; D11/181; 206/45.11, 45.14, 464, 480, 495, 566**

### [56] References Cited

#### U.S. PATENT DOCUMENTS

- D. 51,331 10/1917 Gramlich ..... D11/181 X
- D. 269,412 6/1983 Jeremiah ..... D9/457

## OTHER PUBLICATIONS

Jeweler's Circular Keystone Directory; Jun. 1976; p. 535; Jewelry Card (Center).

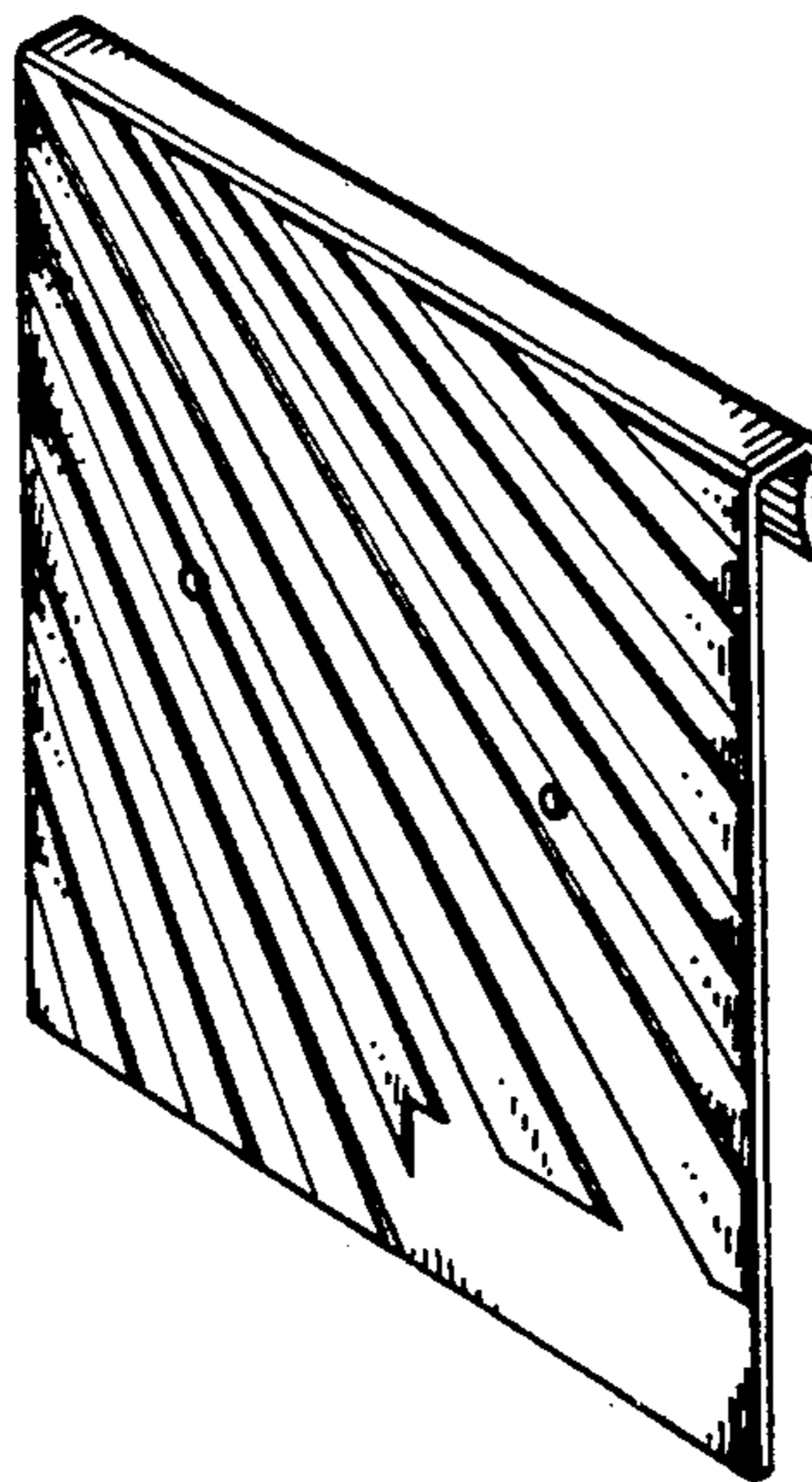
*Primary Examiner*—Bernard Ansher  
*Assistant Examiner*—Dominic Simone  
*Attorney, Agent, or Firm*—Salter, Michaelson & Benson

## [57] CLAIM

The ornamental design for a jewelry card, as shown and described.

## DESCRIPTION

FIG. 1 is a perspective view of a jewelry card showing my new design;  
 FIG. 2 is a front elevational view thereof;  
 FIG. 3 is a rear elevational view thereof;  
 FIG. 4 is an enlarged right side elevational view thereof;  
 FIG. 5 is an enlarged left side elevational view thereof;  
 FIG. 6 is a top plan view thereof; and,  
 FIG. 7 is a bottom plan view thereof.






FIG. 1

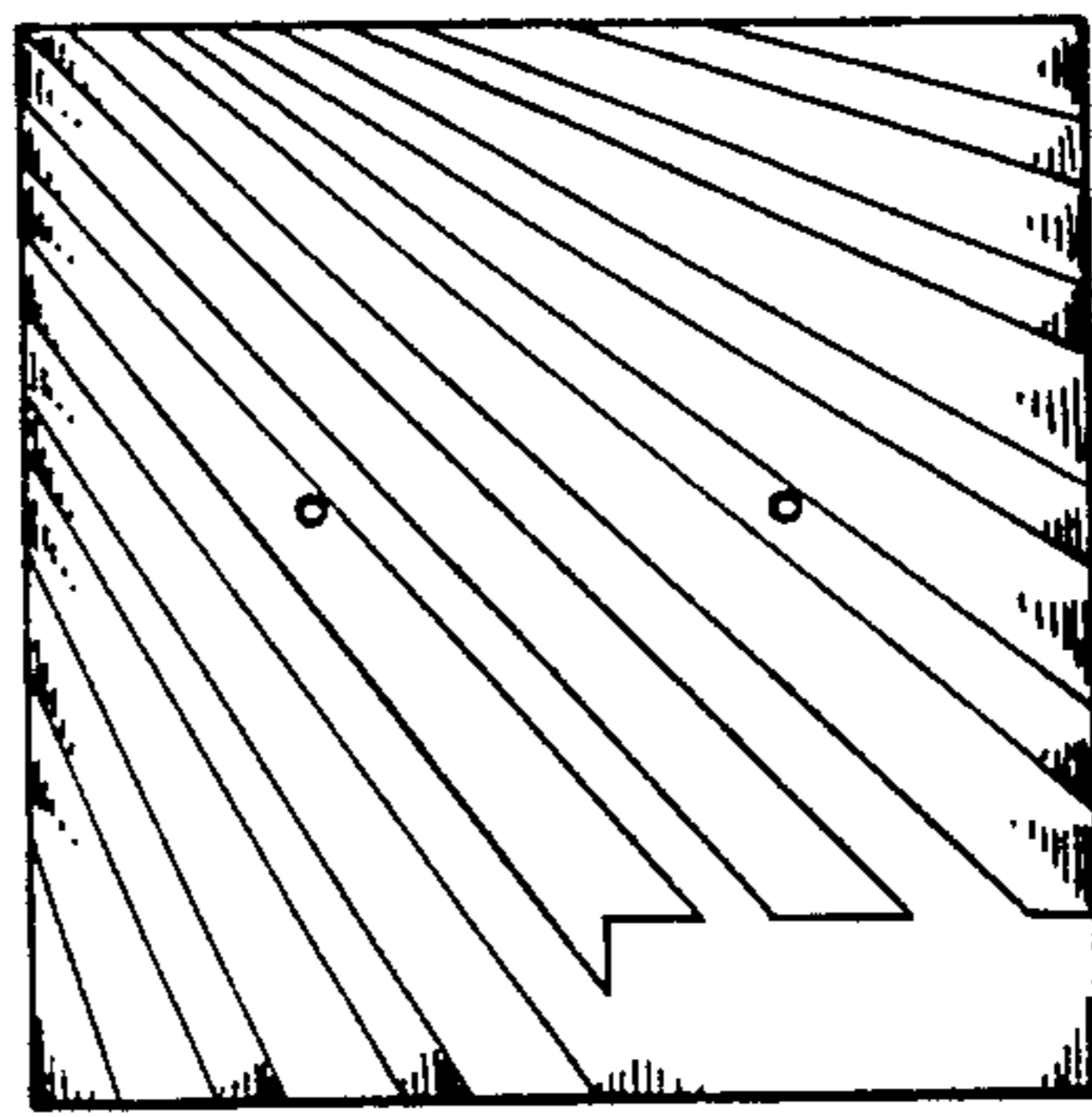


FIG. 2

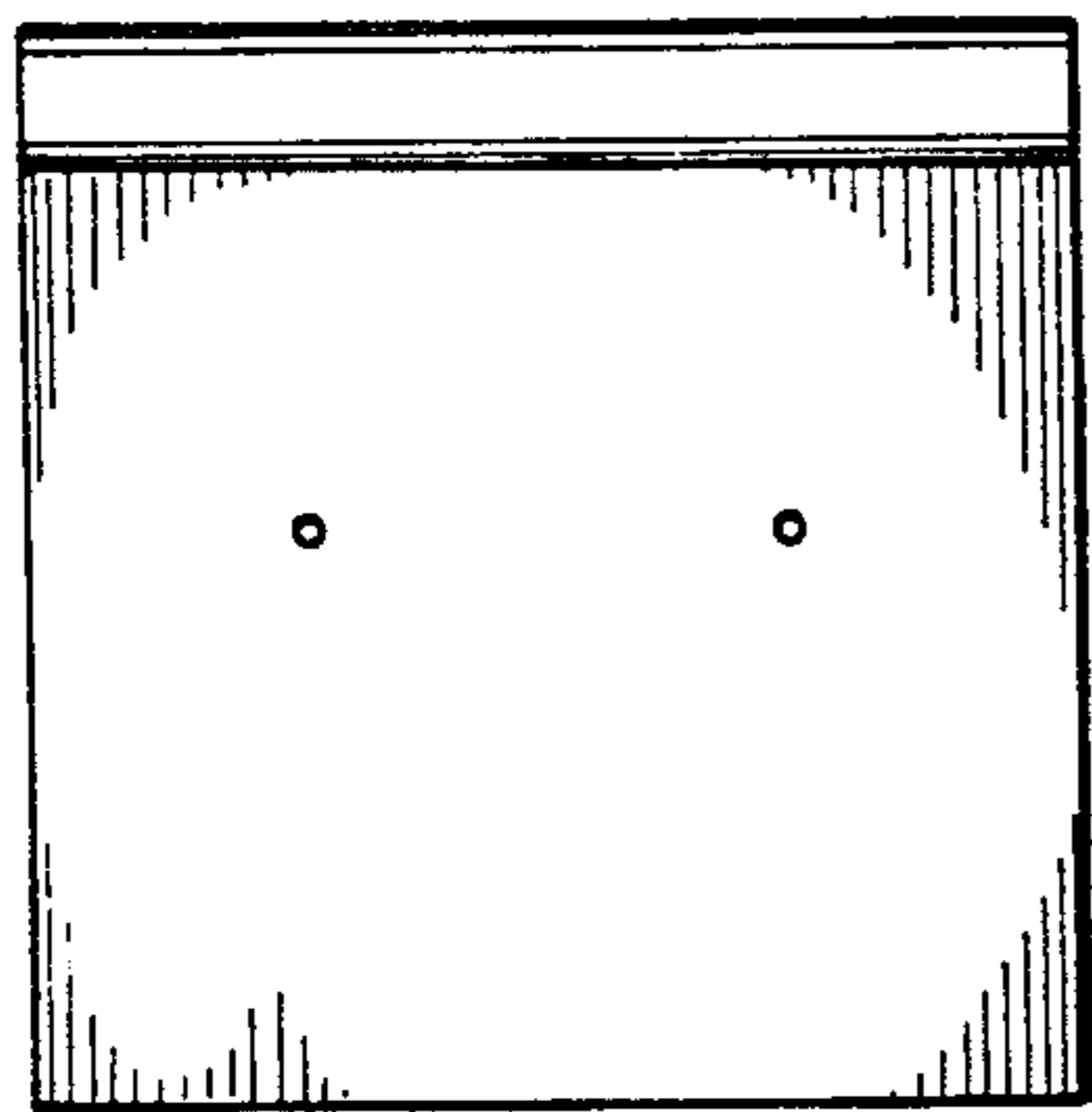


FIG. 3



FIG. 4



FIG. 5




FIG. 6



FIG. 7