



US00D331700S

United States Patent [19]
Berkeley

[11] **Patent Number: Des. 331,700**

[45] **Date of Patent: ** Dec. 15, 1992**

[54] **COMBINED DAUBER AND STOPPER FOR A BOTTLE FOR PERFUME, COLOGNE OR TOILET WATER**

[75] **Inventor: Vicky T. Berkeley, New York, N.Y.**

[73] **Assignee: Vicky Tiel USA Ltd., New York, N.Y.**

[**] **Term: 14 Years**

[21] **Appl. No.: 519,364**

[22] **Filed: May 4, 1990**

[52] **U.S. Cl. D9/441; D9/311**

[58] **Field of Search D9/307, 311, 349, 354, D9/384-386, 339, 441; 215/1 R, 1 C**

[56] **References Cited**

U.S. PATENT DOCUMENTS

D. 18,777	12/1888	Fairchild	D9/313
D. 98,178	1/1936	McLaughlin	D9/313
D. 113,422	2/1939	Hiolle	D9/385
D. 166,250	3/1952	Ferris	D9/311
D. 171,540	2/1954	Grun	D9/385 X
D. 259,249	5/1981	Sztuden	D9/409 X

OTHER PUBLICATIONS

Gift and Art Buyer Feb. 1946, p. 85—① center row, bottle at center; and ② bottom row: third bottle from left.

Primary Examiner—Theodore M. Shooman

Assistant Examiner—C. Tuttle

Attorney, Agent, or Firm—Martin Lukacher

[57] **CLAIM**

The ornamental design for a combined dauber and stopper for a bottle for perfume, cologne or toilet water, as shown and described.

DESCRIPTION

FIG. 1 is a front elevational view of a combined dauber and stopper for a bottle of perfume, cologne or toilet water showing my new design. The broken line showing of a bottle is for illustrative purposes only and forms no part of the claimed design;

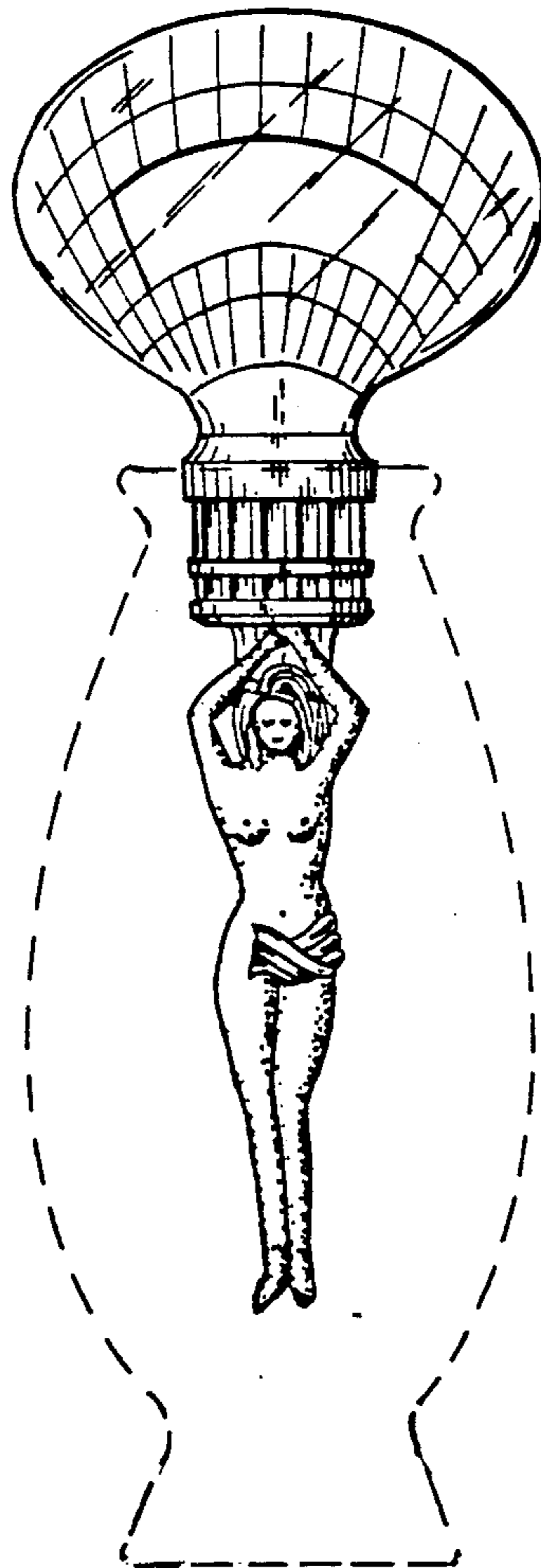
FIG. 2 is a left side elevational view thereof;

FIG. 3 is a right side elevational view thereof;

FIG. 4 is a top plan view thereof;

FIG. 5 is a rear elevational view thereof; and,

FIG. 6 is a bottom plan view thereof.



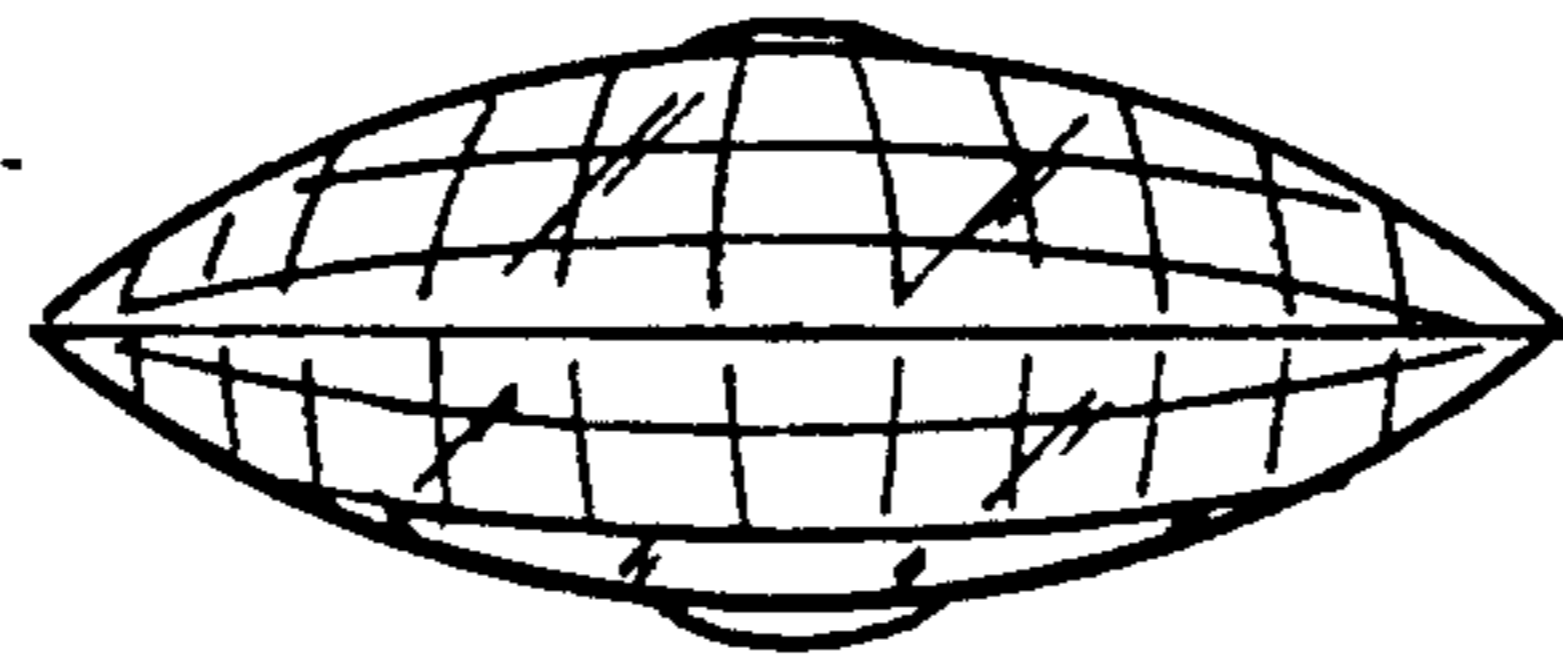


FIG. 4

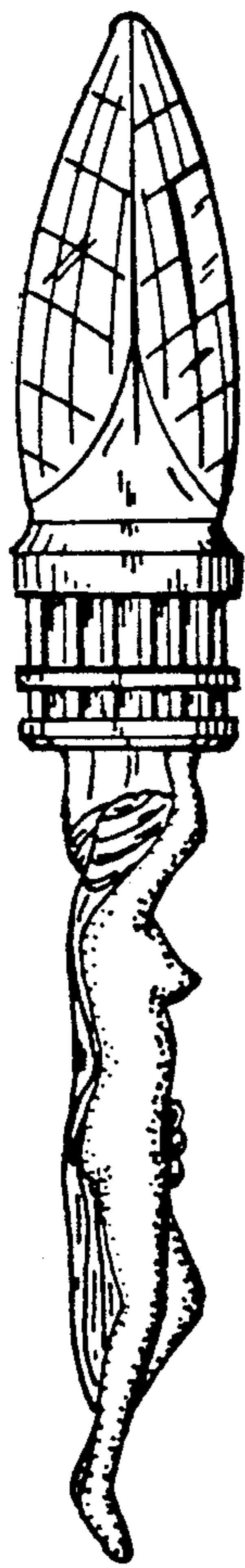


FIG. 2

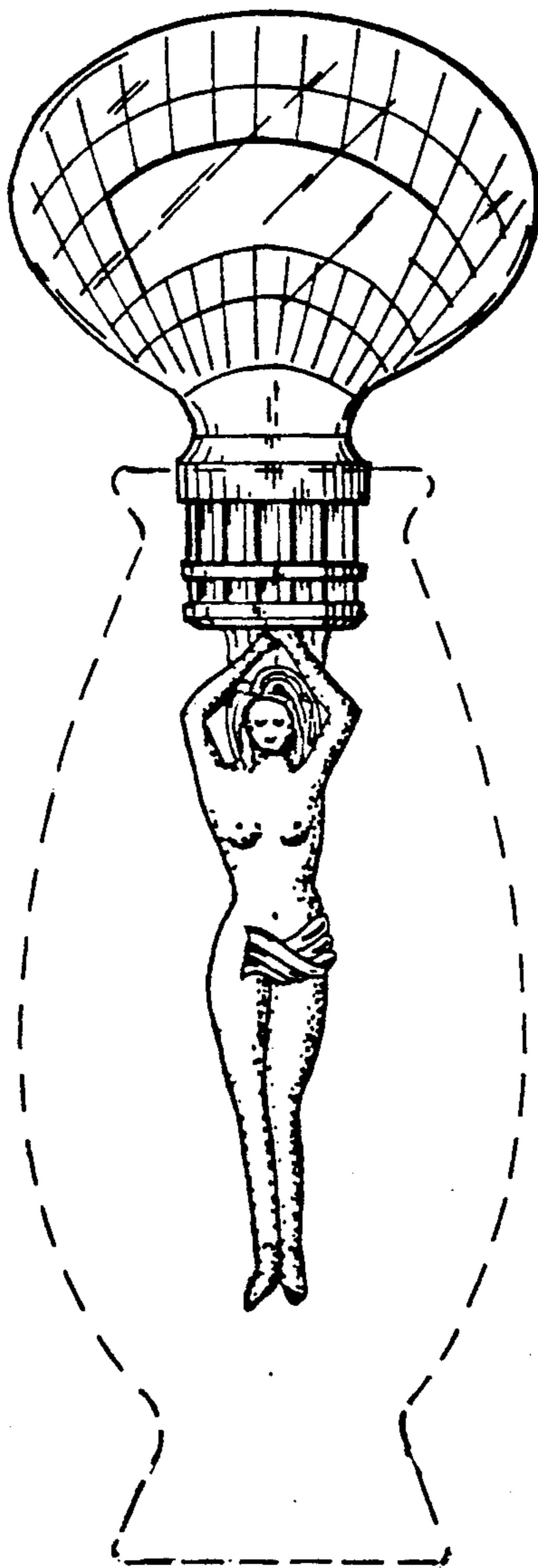


FIG. 1



FIG. 3

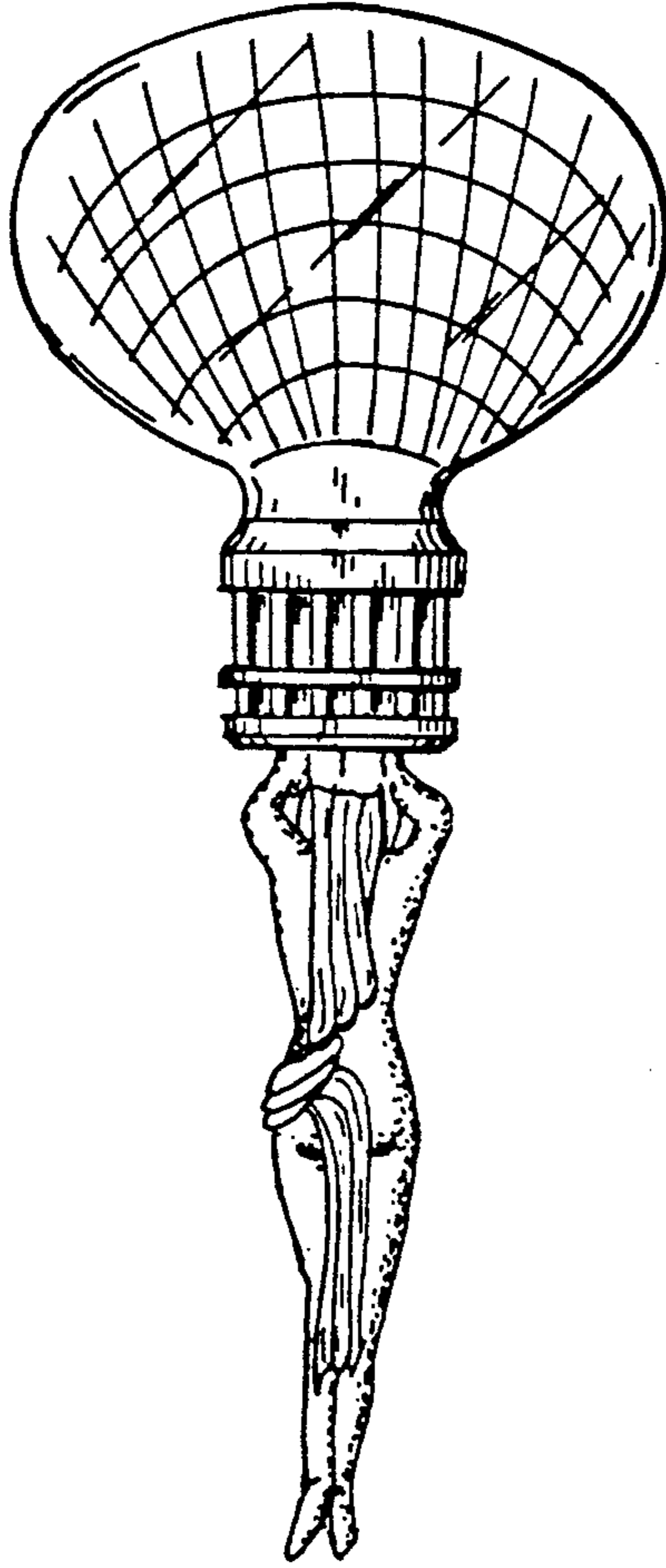


FIG. 5




FIG. 6