



US00D331695S

United States Patent [19]
O'Keefe

[11] **Patent Number: Des. 331,695**

[45] **Date of Patent: ** Dec. 15, 1992**

[54] **LINE HOLDER**

[76] **Inventor: William F. O'Keefe, 2211 O'Keefe Pl., Zephyrhills, Fla. 33504**

[**] **Term: 14 Years**

[21] **Appl. No.: 639,171**

[22] **Filed: Jan. 7, 1991**

[52] **U.S. Cl. D8/356**

[58] **Field of Search D8/356, 349, 371, 18, D8/367; D3/18, 61; 248/339, 214; D22/137; D32/60; 211/119.01, 119.02**

[56] **References Cited**

U.S. PATENT DOCUMENTS

D. 16,339	10/1885	Dana	D32/60
D. 247,693	4/1978	Lee	D8/371 X
D. 266,374	10/1982	Drake	D8/371 X
4,368,865	1/1983	Kolbe	248/214


Primary Examiner—Wallace R. Burke
Assistant Examiner—H. Baynham
Attorney, Agent, or Firm—Joseph C. Mason, Jr.; Ronald E. Smith

[57] **CLAIM**

The ornamental design for a line holder, as shown and described.

DESCRIPTION

FIG. 1 is a top perspective view of a line holder showing my new design;
FIG. 2 is a bottom perspective view thereof;
FIG. 3 is a front elevational view thereof;
FIG. 4 is a sectional view taken along line 4—4 of FIG. 3;
FIG. 5 is a sectional view taken along line 5—5 of FIG. 3; and,
FIG. 6 is a sectional view taken along line 6—6 of FIG. 3.



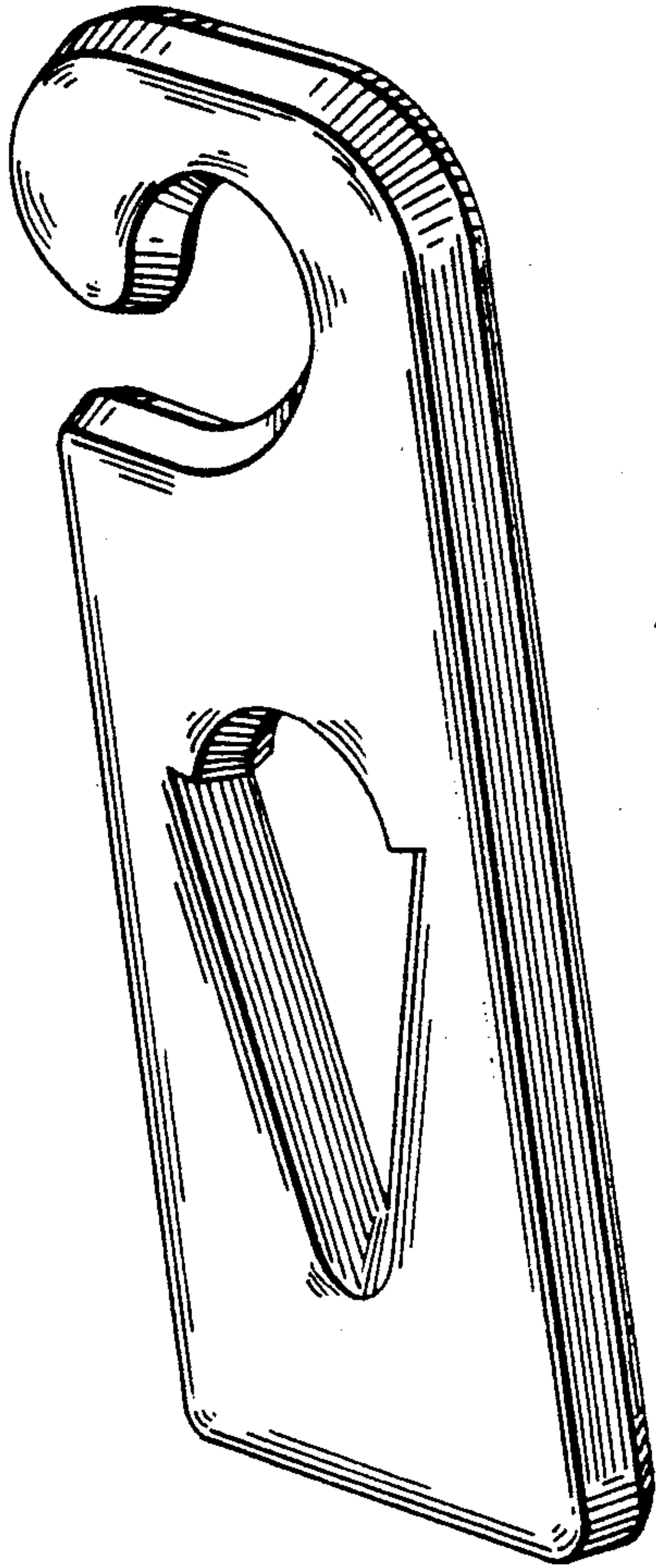


Fig. 1

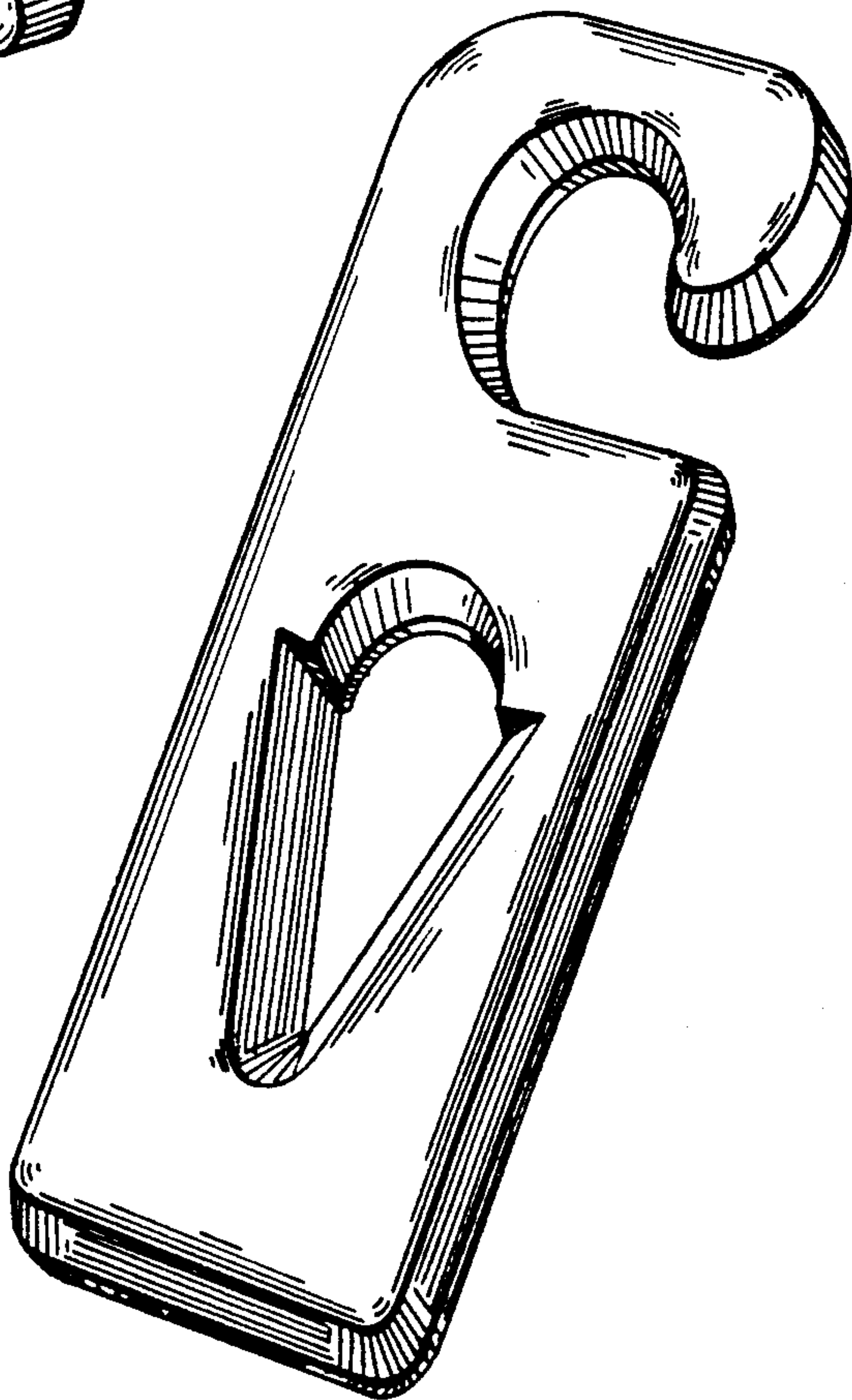


Fig. 2

Fig. 3

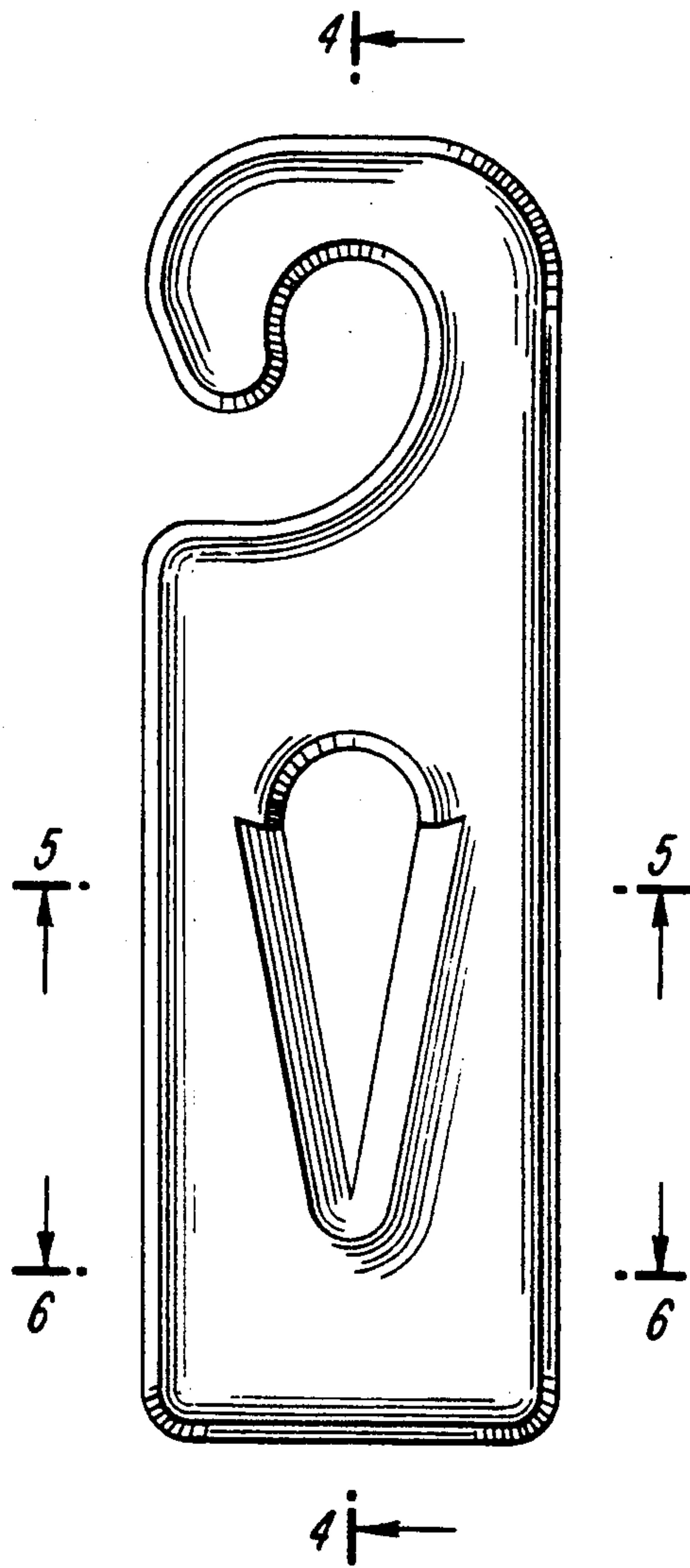


Fig. 4



Fig. 5



Fig. 6