



US00D331681S

United States Patent [19]

Schaefer et al.

[11] Patent Number: **Des. 331,681**

[45] Date of Patent: **** Dec. 15, 1992**

[54] WINDOW BLIND GRIP

4,870,757 10/1989 Kirkpatrick et al. 16/110 R X

[75] Inventors: **John F. Schaefer**, Corona del Mar;
Sandra K. Young, Newport Beach;
David C. Burns, San Francisco, all of Calif.

FOREIGN PATENT DOCUMENTS

2438495 2/1976 Fed. Rep. of Germany 16/384

[73] Assignee: **Levolor Corporation**, Sunnyvale, Calif.

Primary Examiner—Alan P. Douglas
Assistant Examiner—Monica A. Hannon
Attorney, Agent, or Firm—Skjerven, Morrill, MacPherson, Franklin, & Friel

[**] Term: **14 Years**

[57] CLAIM

[21] Appl. No.: **493,554**

The ornamental design for a window blind grip, as shown and described.

[22] Filed: **Mar. 14, 1990**

[52] U.S. Cl. **D6/580; D6/581**

[58] Field of Search **D6/580, 581; D8/83, D8/107, DIG. 6, DIG. 8; D21/222; 16/110 R, 116, 116 R, 381; 273/67 R**

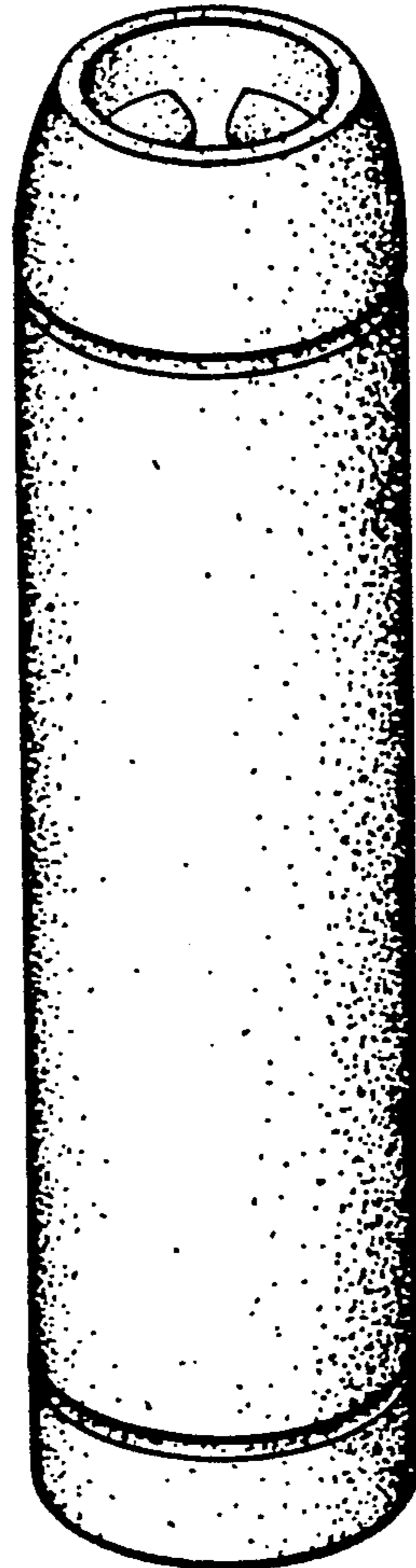
DESCRIPTION

FIG. 1 is a front perspective view of a window blind grip showing our new design;
FIG. 2 is a side elevational view thereof;
FIG. 3 is a top plan view thereof;
FIG. 4 is a bottom plan view thereof;
FIG. 5 is a front perspective view of a second embodiment thereof;
FIG. 6 is a side elevational view thereof;
FIG. 7 is a top plan view thereof; and,
FIG. 8 is a bottom plan view thereof.

[56] References Cited

U.S. PATENT DOCUMENTS

D. 313,158 12/1990 Cecil et al. D8/107
1,133,622 3/1915 Darling D21/222 X
1,618,444 2/1927 Kuhn et al. 16/116 R
3,246,894 4/1966 Salisbury 273/67 R X






FIG. 1.

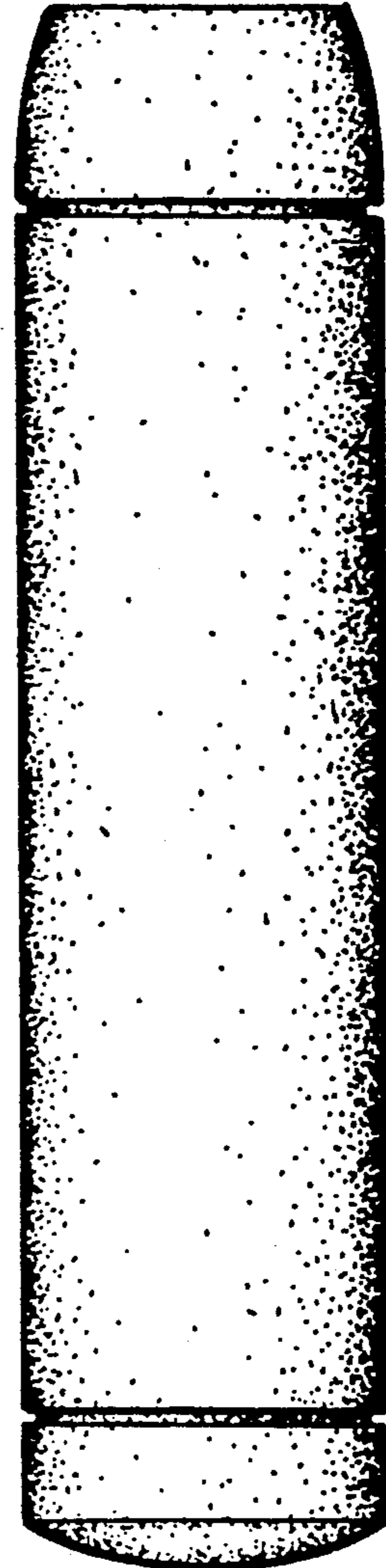


FIG. 2.




FIG. 4.




FIG. 3.




FIG. 5.

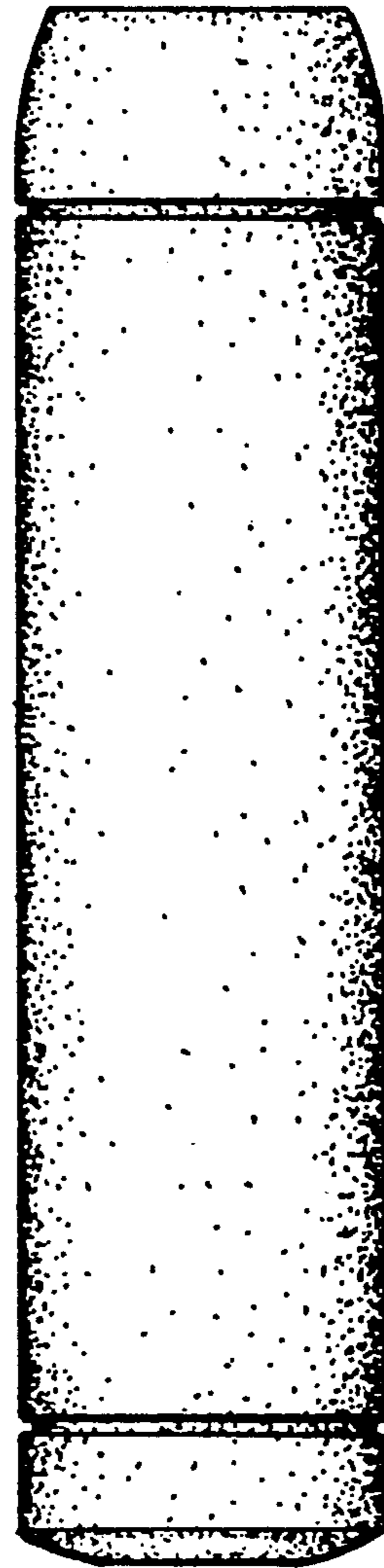


FIG. 6.

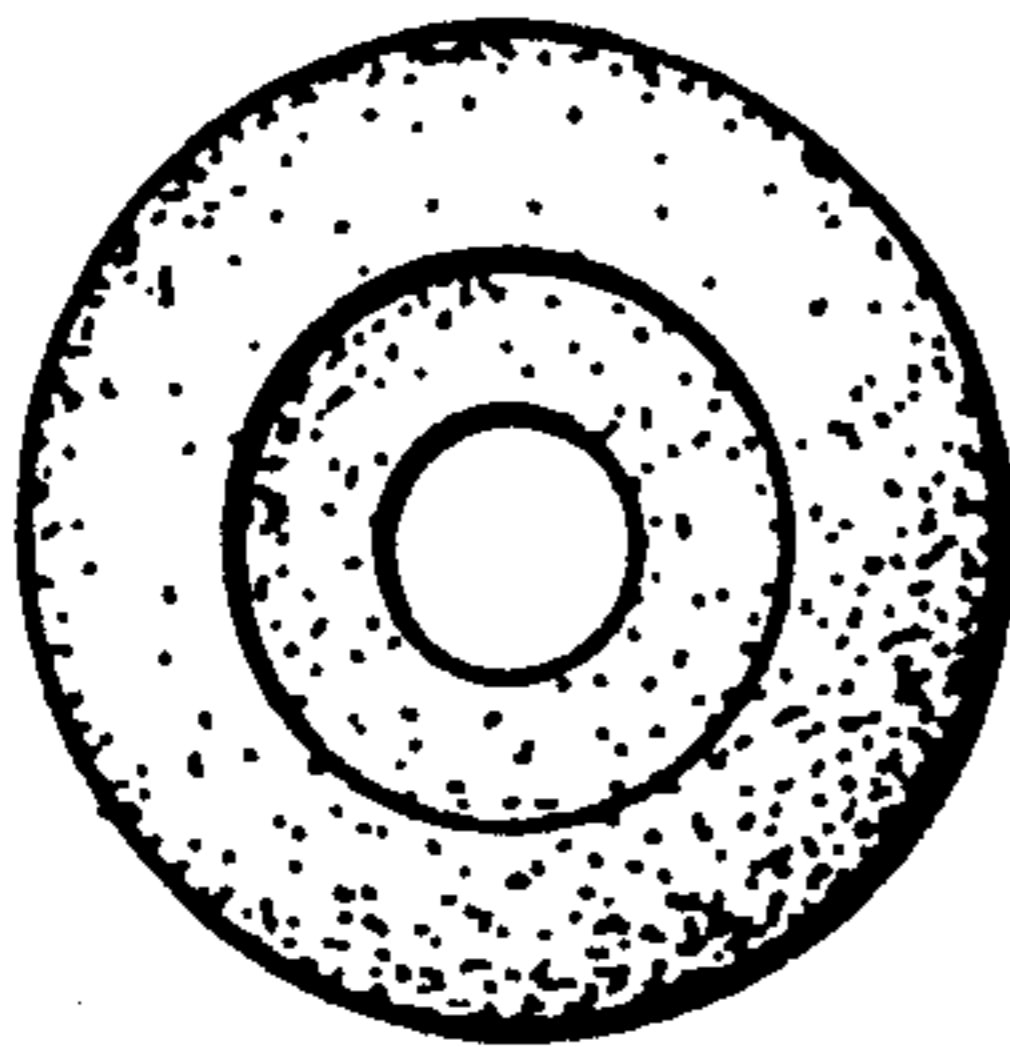


FIG. 8.

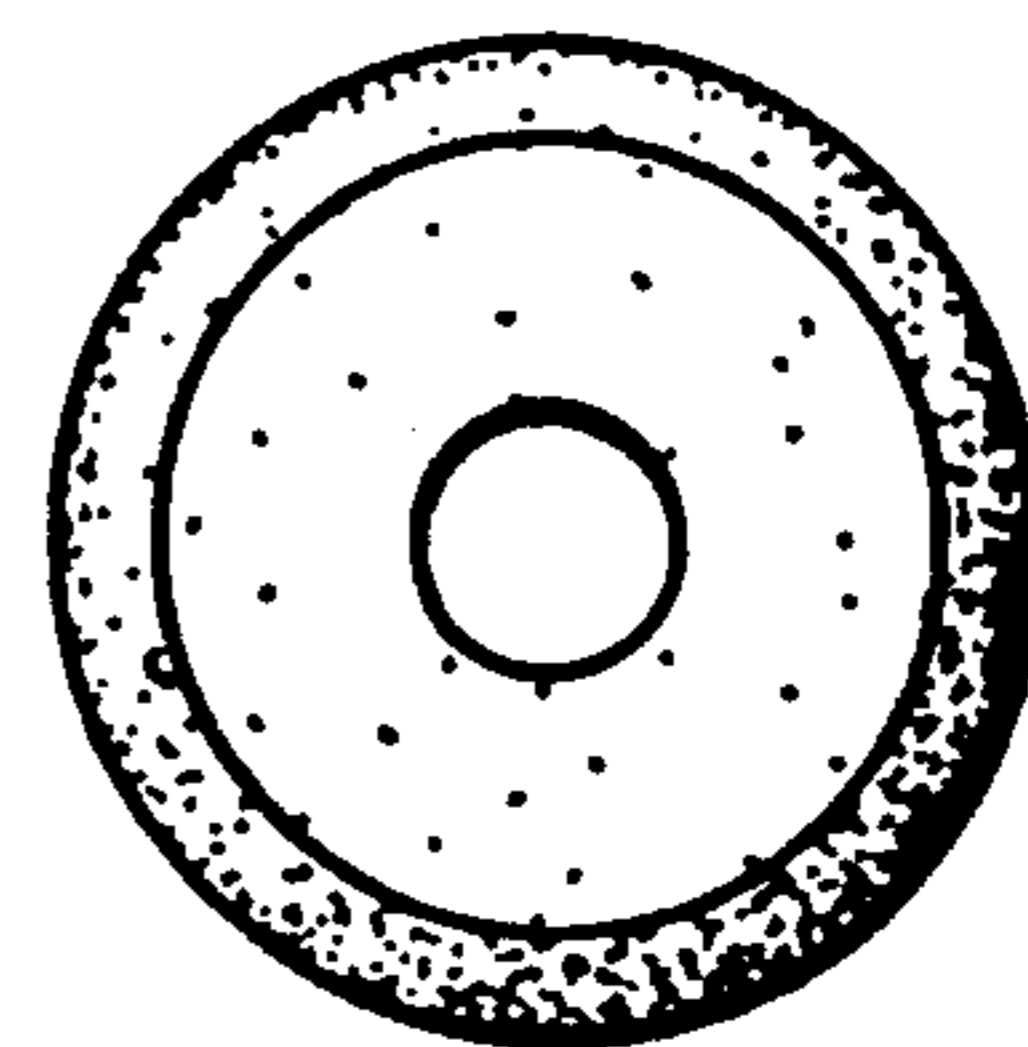


FIG. 7.