



US00D331674S

United States Patent [19]

Leis et al.

[11] Patent Number: **Des. 331,674**

[45] Date of Patent: **** Dec. 15, 1992**

- [54] **MERCHANDISING DISPLAY STAND**
- [75] Inventors: **Susan K. Leis; James Geier, both of Chicago, Ill.**
- [73] Assignee: **Liz Claiborne, Inc., New York, N.Y.**
- [*] Notice: The portion of the term of this patent subsequent to Dec. 11, 2005 has been disclaimed.
- [**] Term: **14 Years**
- [21] Appl. No.: **308,384**
- [22] Filed: **Feb. 8, 1989**
- [52] U.S. Cl. **D6/462; D6/411**
- [58] Field of Search **D6/407, 409, 410, 411, D6/412, 415, 484, 400, 462 I, 463, 464, 465, 468, 455, 457, 461, 431; 211/13, 181, 182**

3,960,275	6/1976	Haughton et al.	211/182
4,030,611	6/1977	Konstant	211/182 X
4,035,941	7/1977	Deffner	D6/411
4,685,573	8/1987	Ovitz, III	D6/462 X

OTHER PUBLICATIONS

Hugh Lyons & Co. catalog, p. 76, No. 2817.

Primary Examiner—Carmen H. Vales-Lado

Assistant Examiner—Jeffrey Asch

Attorney, Agent, or Firm—Kirschstein, Ottinger, Israel & Schiffmiller

CLAIM

[57] The ornamental design for a merchandising display stand, as shown and described.

DESCRIPTION

FIG. 1 is a front perspective view of a merchandising display stand showing our new design;
 FIG. 2 is a front elevational view, the rear being a mirror image thereof;
 FIG. 3 is a top plan view thereof;
 FIG. 4 is a side elevational view, the opposite side being a mirror image thereof; and,
 FIG. 5 is a bottom plan view thereof.
 FIGS. 2-5 have been shown on a reduced scale with respect to FIG. 1.

[56] References Cited

U.S. PATENT DOCUMENTS

D. 227,626	2/1985	Evans	D6/411
D. 237,231	10/1975	Wells	D6/449 X
D. 290,791	7/1987	Kester	D6/411
D. 296,503	7/1988	Bell et al.	D6/462
D. 296,504	7/1988	Bell et al.	D6/462
D. 301,812	6/1989	Handler et al.	D6/462 X
949,915	2/1910	Schreiber	D6/445 X

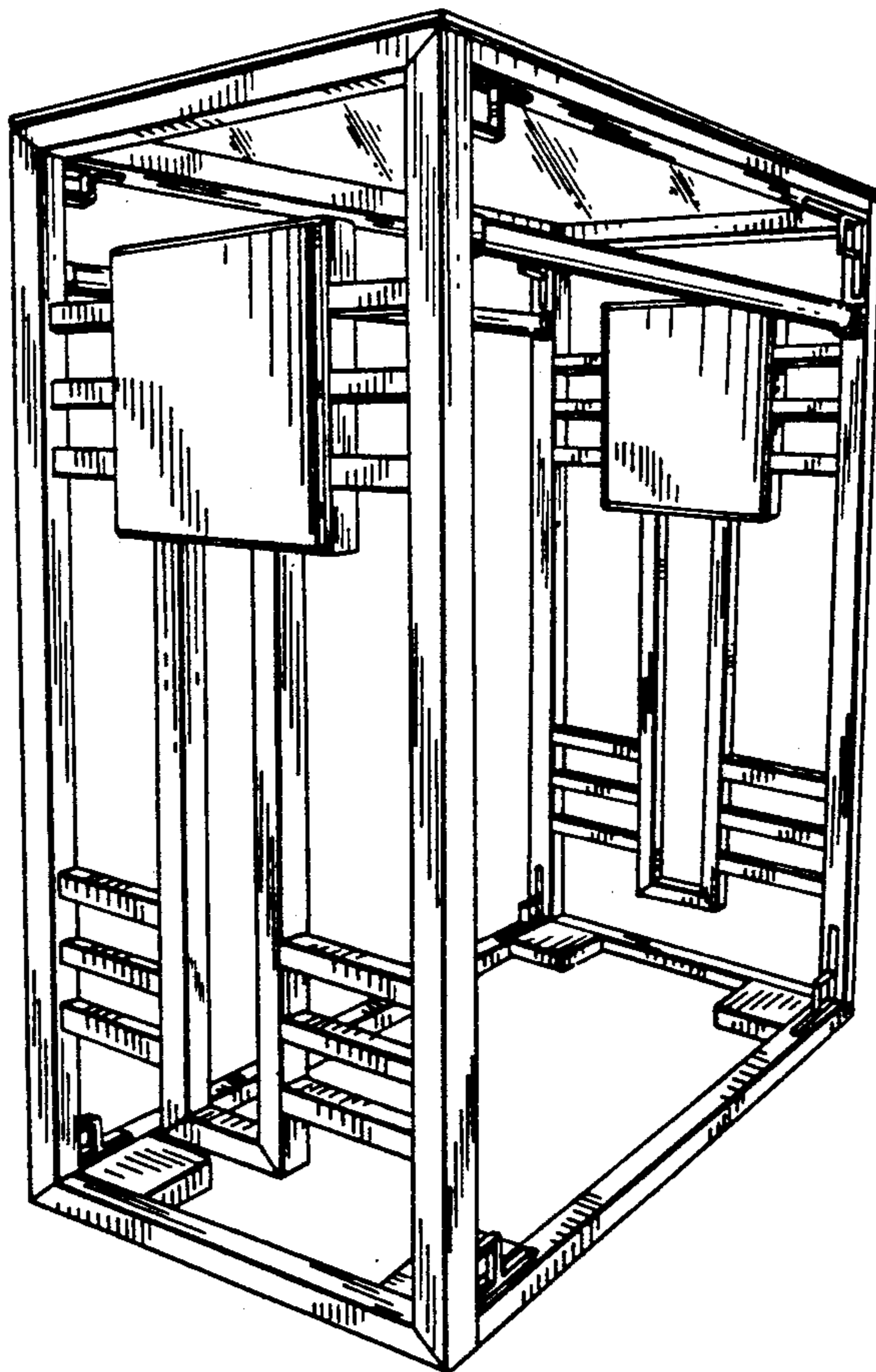


FIG. 1

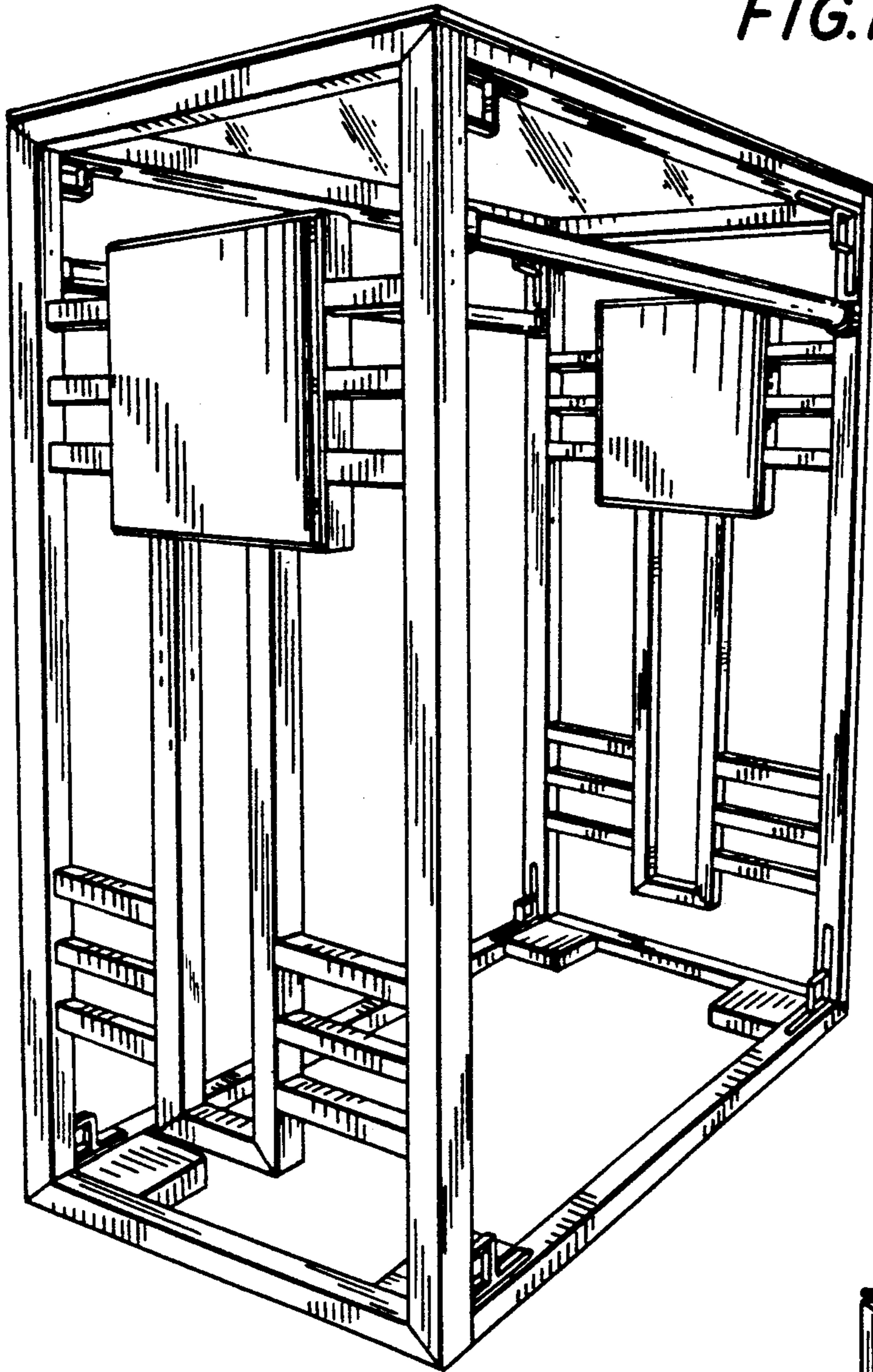


FIG. 2

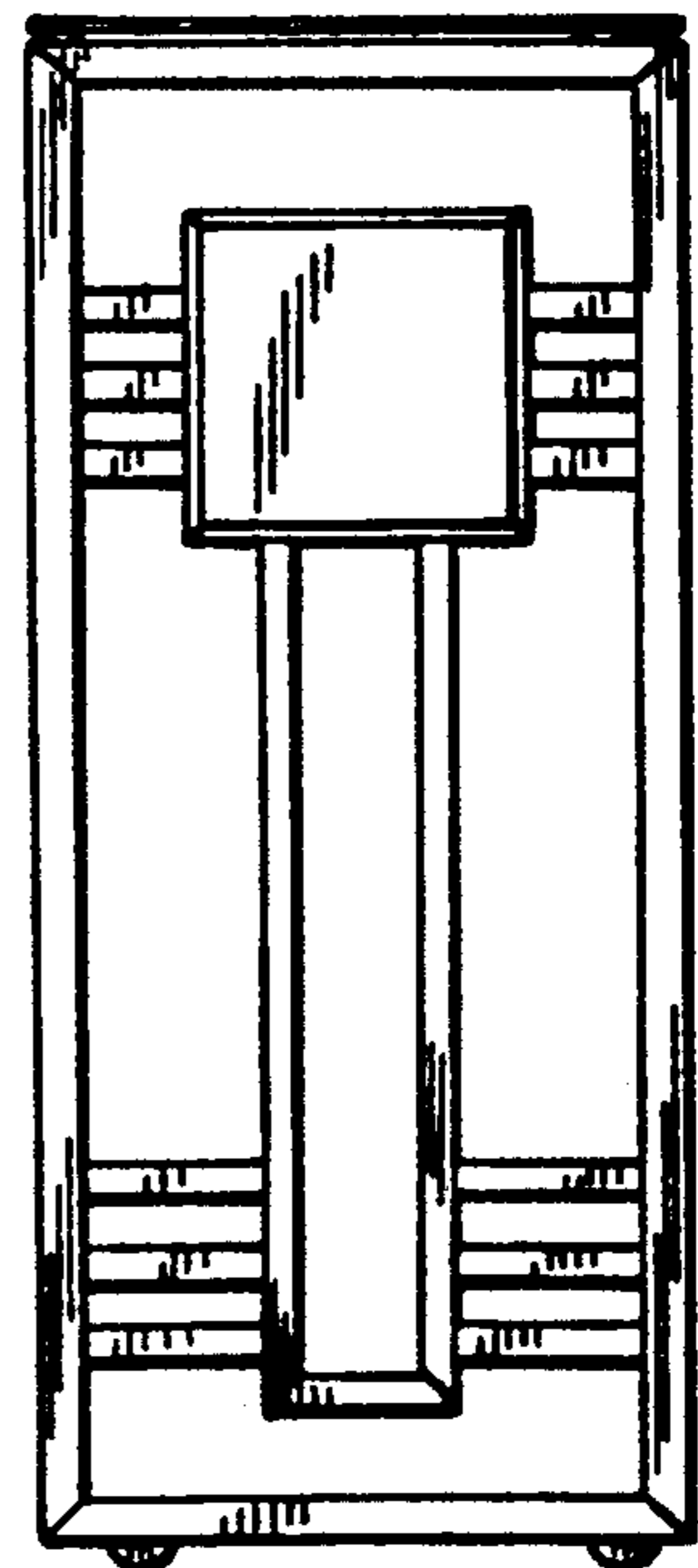


FIG. 3

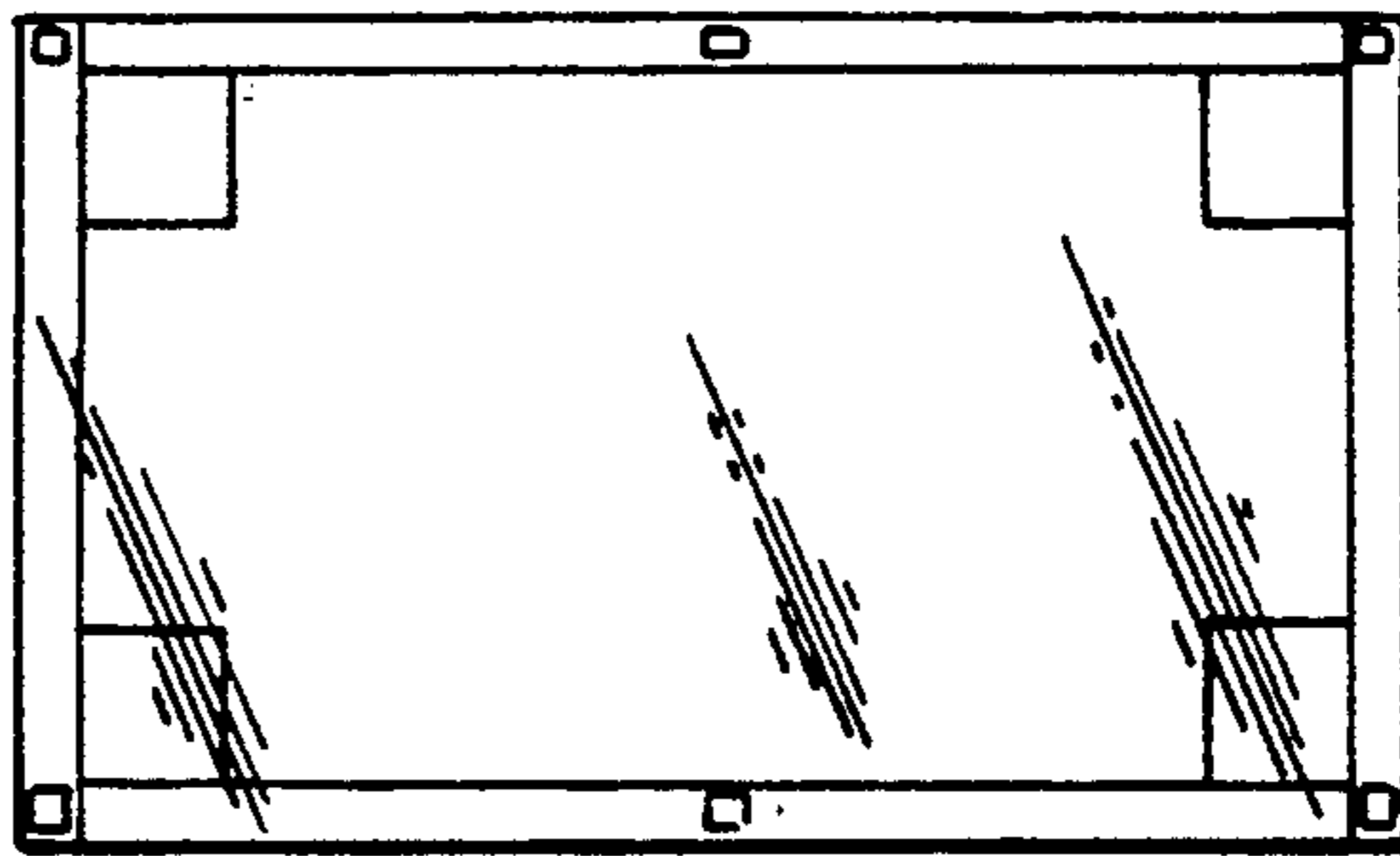


FIG. 4




FIG. 5

