



US00D331667S

United States Patent [19]

Blanchette

[11] Patent Number: **Des. 331,667**

[45] Date of Patent: **** Dec. 15, 1992**

[54] LOUNGE CHAIR

[76] Inventor: **V. Jean Blanchette**, 2880 SW. 98th Street Rd., Ocala, Fla. 32676

[**] Term: **14 Years**

[21] Appl. No.: **804,180**

[22] Filed: **Dec. 9, 1991**

3,907,270 9/1975 Ezzo 297/423 X
4,273,380 6/1981 Silvestri D6/361 X

FOREIGN PATENT DOCUMENTS

2501986 9/1982 France 5/110

OTHER PUBLICATIONS

American Type Founders Company, ©1896, ship design #366-12e, second from left at top.
Nautical Cut & Use Stencils, by Ted Menten, ©1986, ship at top.

Primary Examiner—Nelson C. Holtje
Assistant Examiner—Gary D. Watson
Attorney, Agent, or Firm—Leon Gilden

Related U.S. Application Data

[63] Continuation-in-part of Ser. No. 262,016, Oct. 25, 1988, abandoned.

[52] U.S. Cl. **D6/361**

[58] Field of Search **D6/334, 360, 361, 367, D6/500-501; D5/20, 42; 5/110, 111, 431, 443; 297/423, 460**

[57] CLAIM

The ornamental design for a lounge chair, as shown and described.

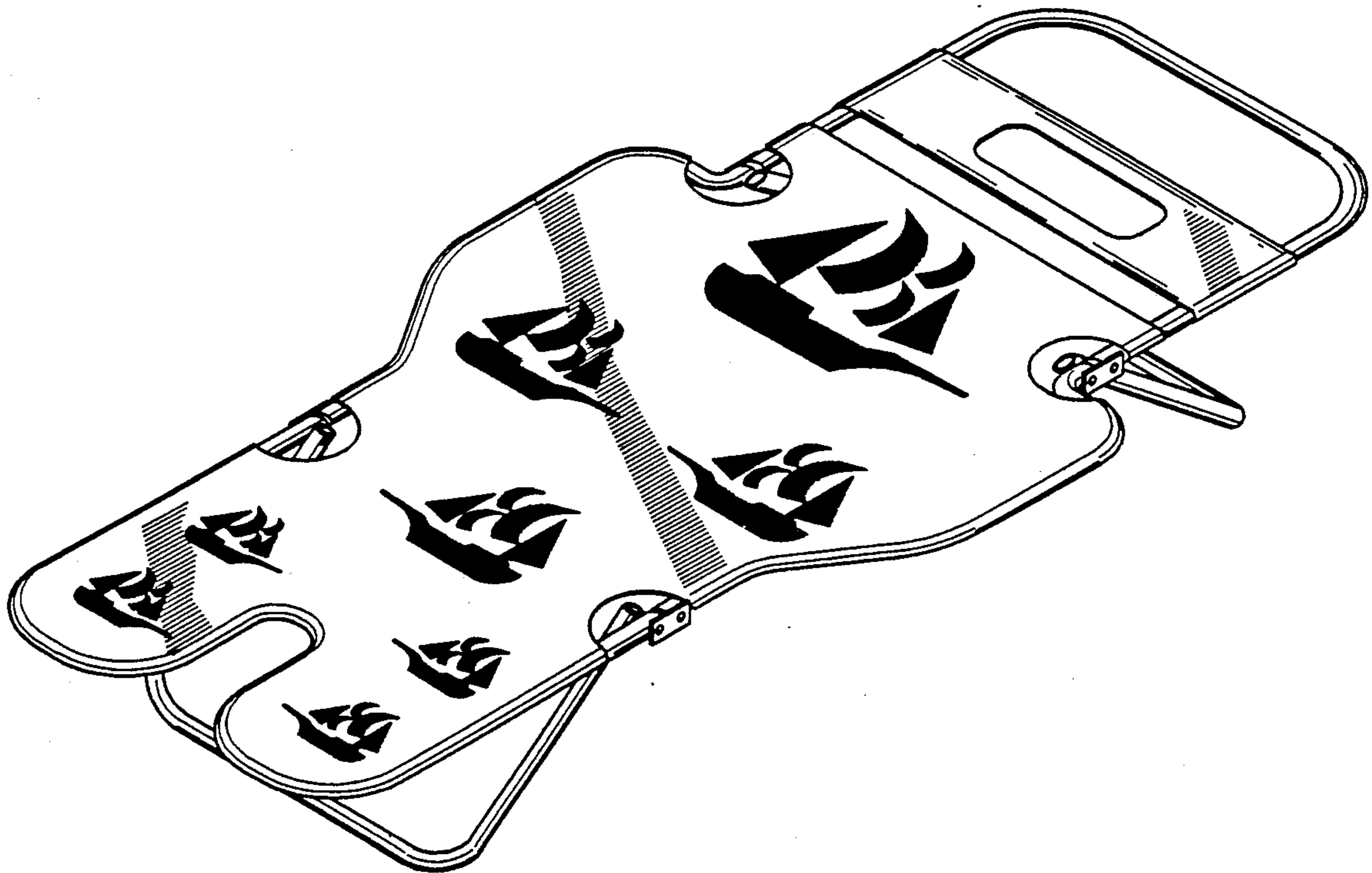
[56] References Cited

U.S. PATENT DOCUMENTS

D. 74,776	3/1928	Bien	D5/42 X
D. 210,875	4/1968	Stauber et al.	D6/361
D. 261,705	11/1981	Land et al.	D6/361
D. 297,686	9/1988	Ellis	D6/361
1,856,113	5/1932	Rapprich	5/111
3,266,061	8/1966	Fuechsel	D6/361 X
3,711,152	1/1973	Sirpak et al.	297/423 X
3,897,102	7/1975	Lemaire	D6/361 X

DESCRIPTION

FIG. 1 is a front elevational view of a lounge chair showing my new design;
FIG. 2 is a rear elevational view;
FIG. 3 is a left side elevational view;
FIG. 4 is a right side elevational view;
FIG. 5 is a top plan view;
FIG. 6 is a bottom plan view; and,
FIG. 7 is a right-front perspective view thereof.



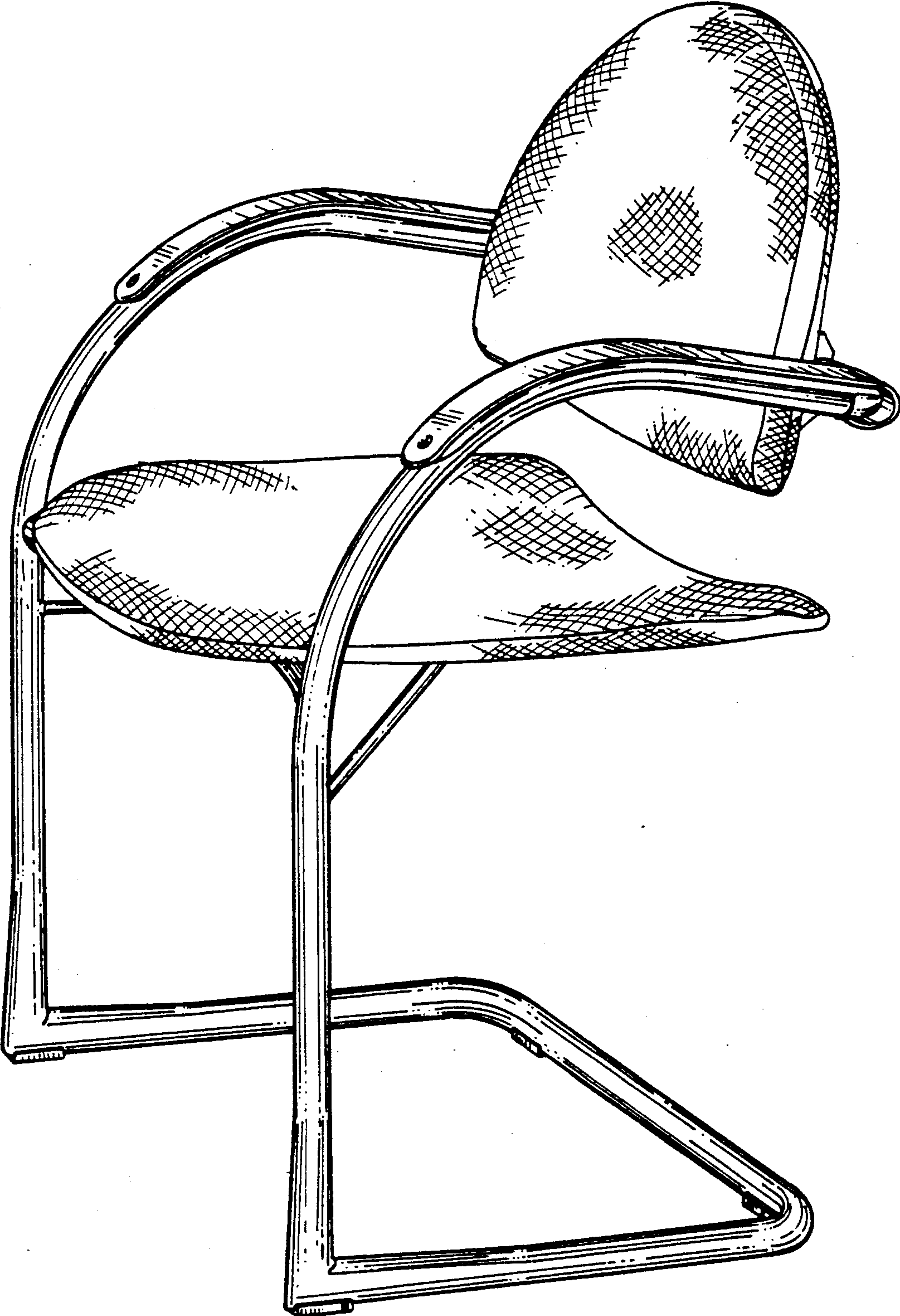


FIG. 1

FIG. 3

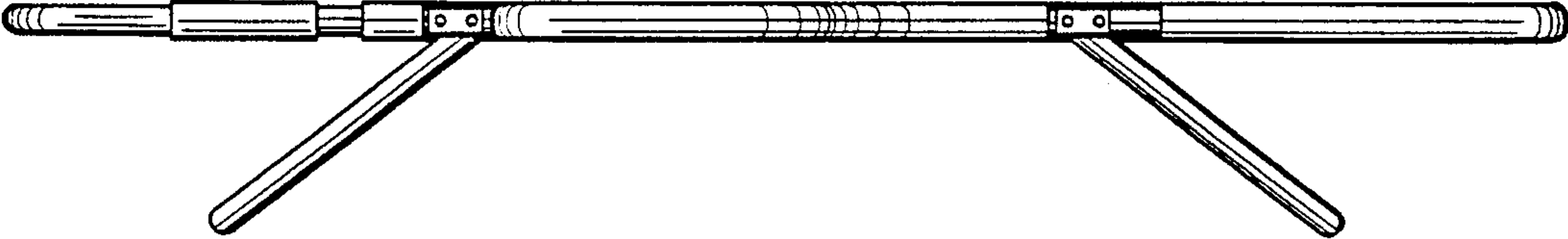


FIG. 4

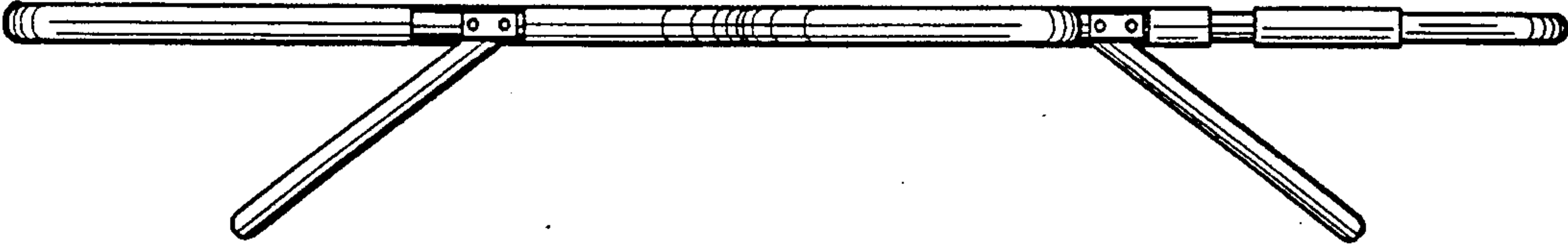


FIG. 5




FIG. 6

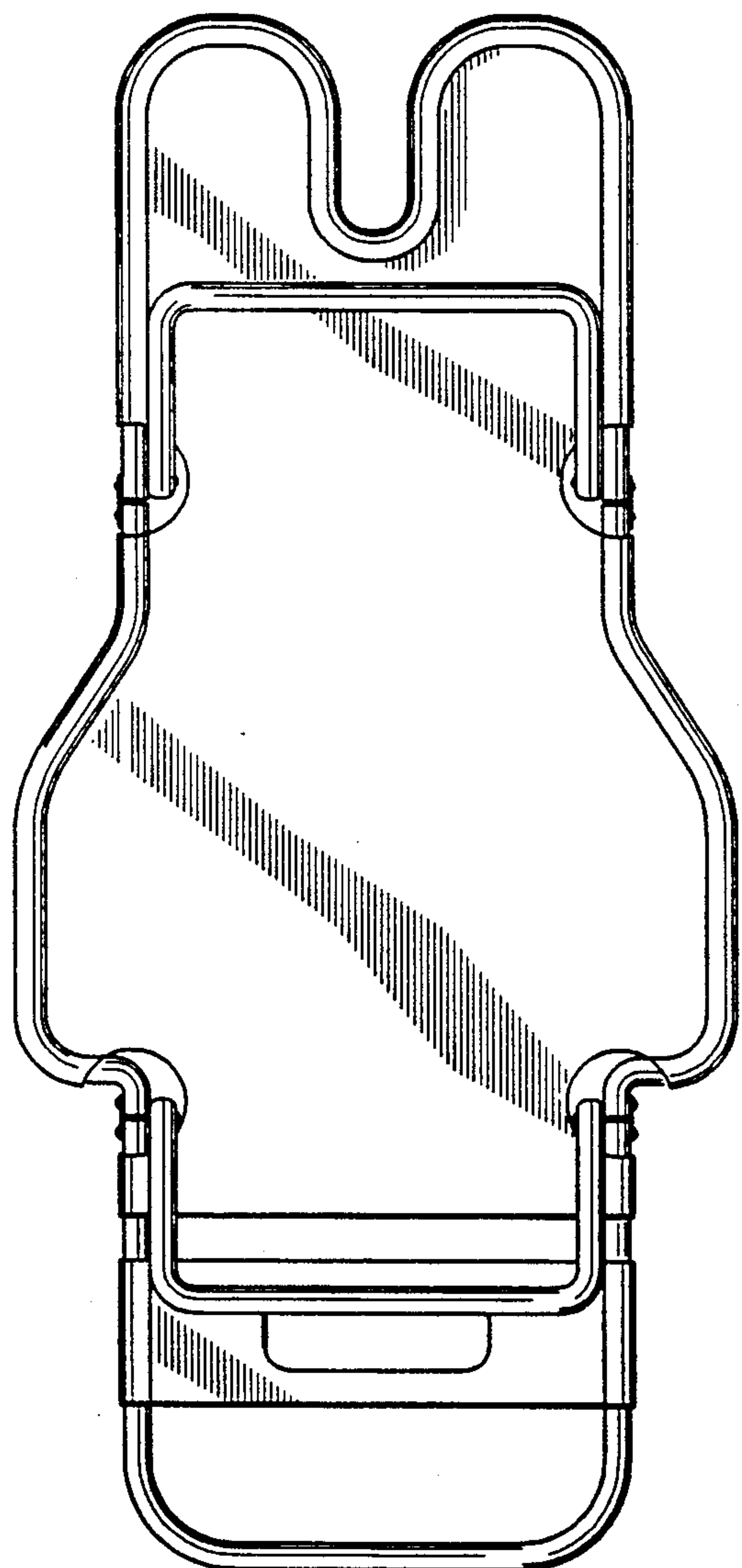


FIG. 7

