



US00D331662S

# United States Patent [19]

[11] Patent Number: **Des. 331,662**

Melk

[45] Date of Patent: **\*\* Dec. 15, 1992**

[54] CARRYING CASE

D. 287,426 12/1986 Godfrey ..... D3/73 X  
3,025,947 3/1962 Hammer ..... D7/626 X  
3,066,790 12/1962 Armbruster ..... 190/115 X

[75] Inventor: **Thomas Melk, Chicago, Ill.**

[73] Assignee: **Outer Circle Products, Ltd., Chicago, Ill.**

*Primary Examiner*—A. Hugo Word  
*Assistant Examiner*—Paula A. Mortimer  
*Attorney, Agent, or Firm*—Trexler, Bushnell, Giangiorgi & Blackstone, Ltd.

[\*\*] Term: **14 Years**

[21] Appl. No.: **555,992**

[57] **CLAIM**

[22] Filed: **Jul. 19, 1990**

The ornamental design for a carrying case, as shown and described.

[52] U.S. Cl. .... **D3/76; D3/35**

[58] Field of Search ..... D3/73, 76, 35; D99/28, D99/34; 206/425, 444, 387, 45.23, 386, 349, 350, 351; 190/50, 53; 220/335, 334, 338, 4.22; 312/193; D7/626

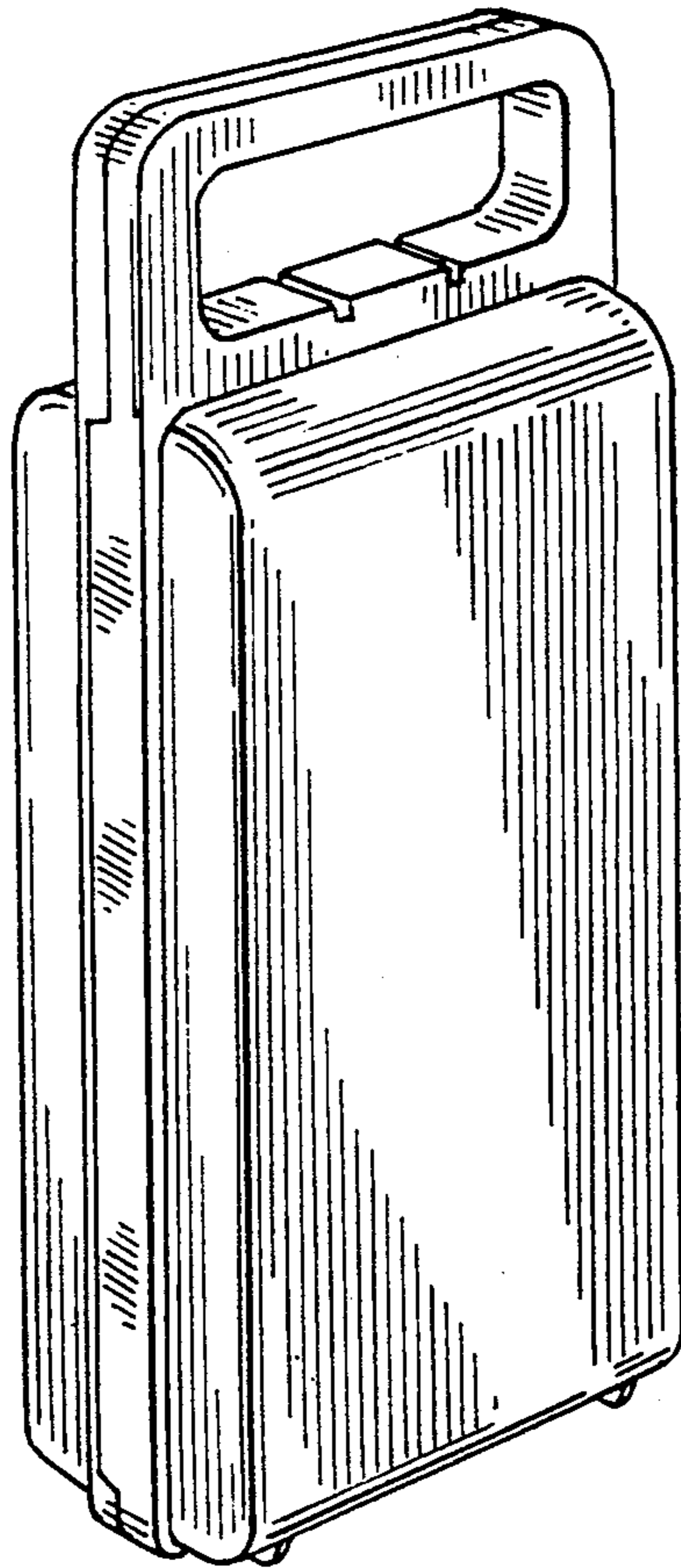
**DESCRIPTION**

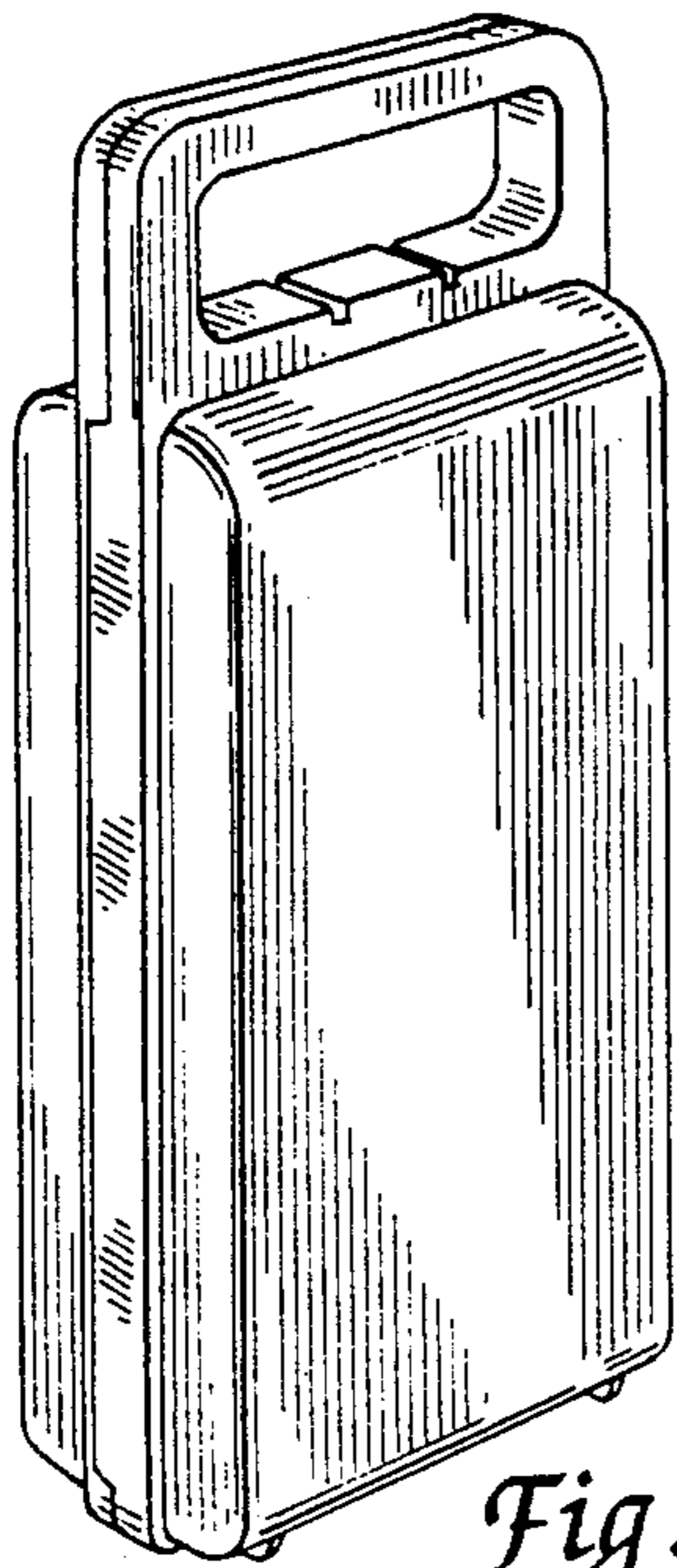
[56] **References Cited**

**U.S. PATENT DOCUMENTS**

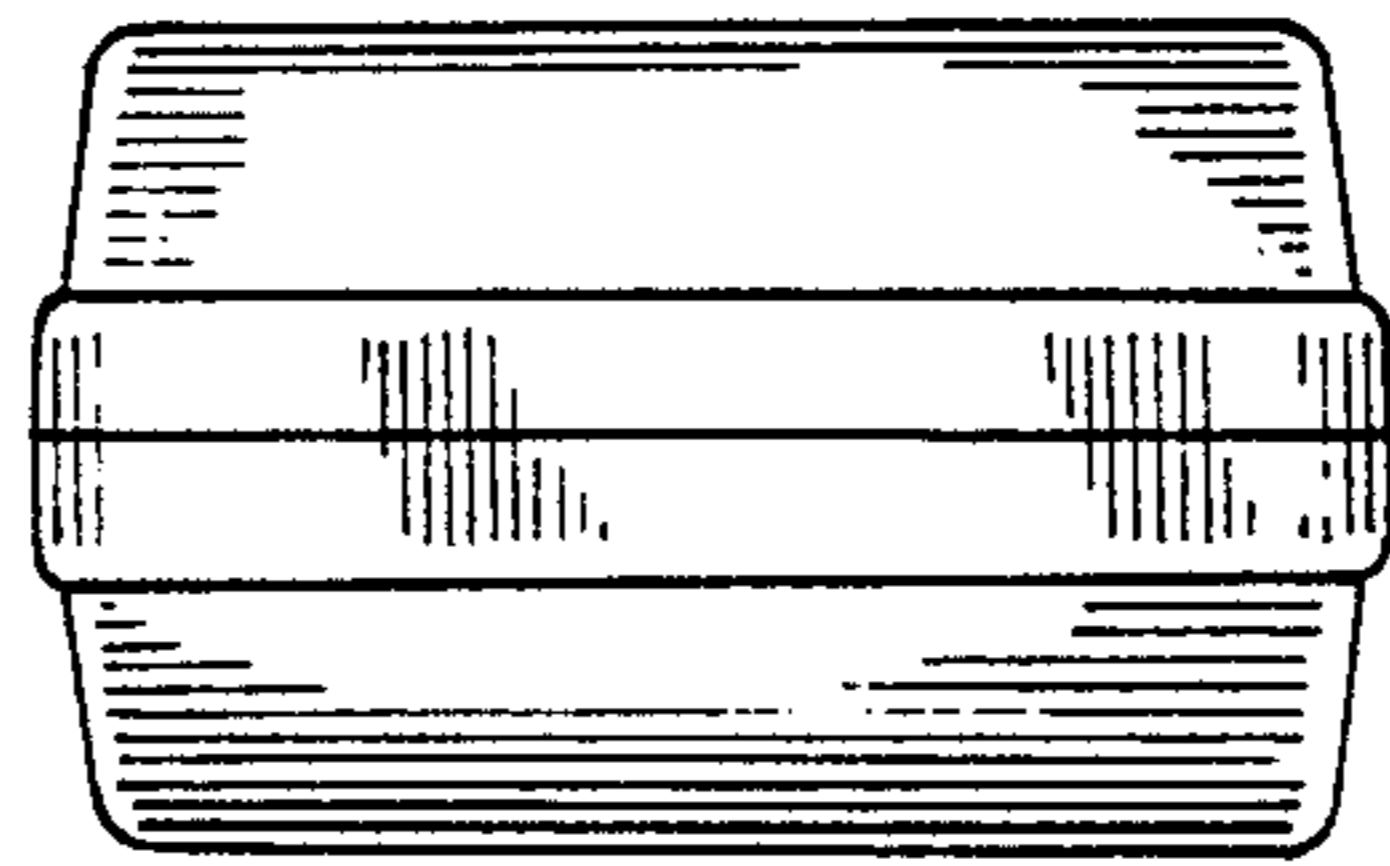
D. 201,781 7/1965 Cuccio ..... D3/73  
D. 262,752 1/1982 Pepicelli, Jr. et al. .... D3/73 X  
D. 272,869 3/1984 Davis ..... D3/73

FIG. 1 is a perspective view of a carrying case, showing my new design;  
FIG. 2 is a top plan view thereof;  
FIG. 3 is a side elevational view thereof (the opposite side being a mirror image);  
FIG. 4 is a bottom plan view thereof;  
FIG. 5 is a front elevational view thereof; and,  
FIG. 6 is a rear elevational view thereof.

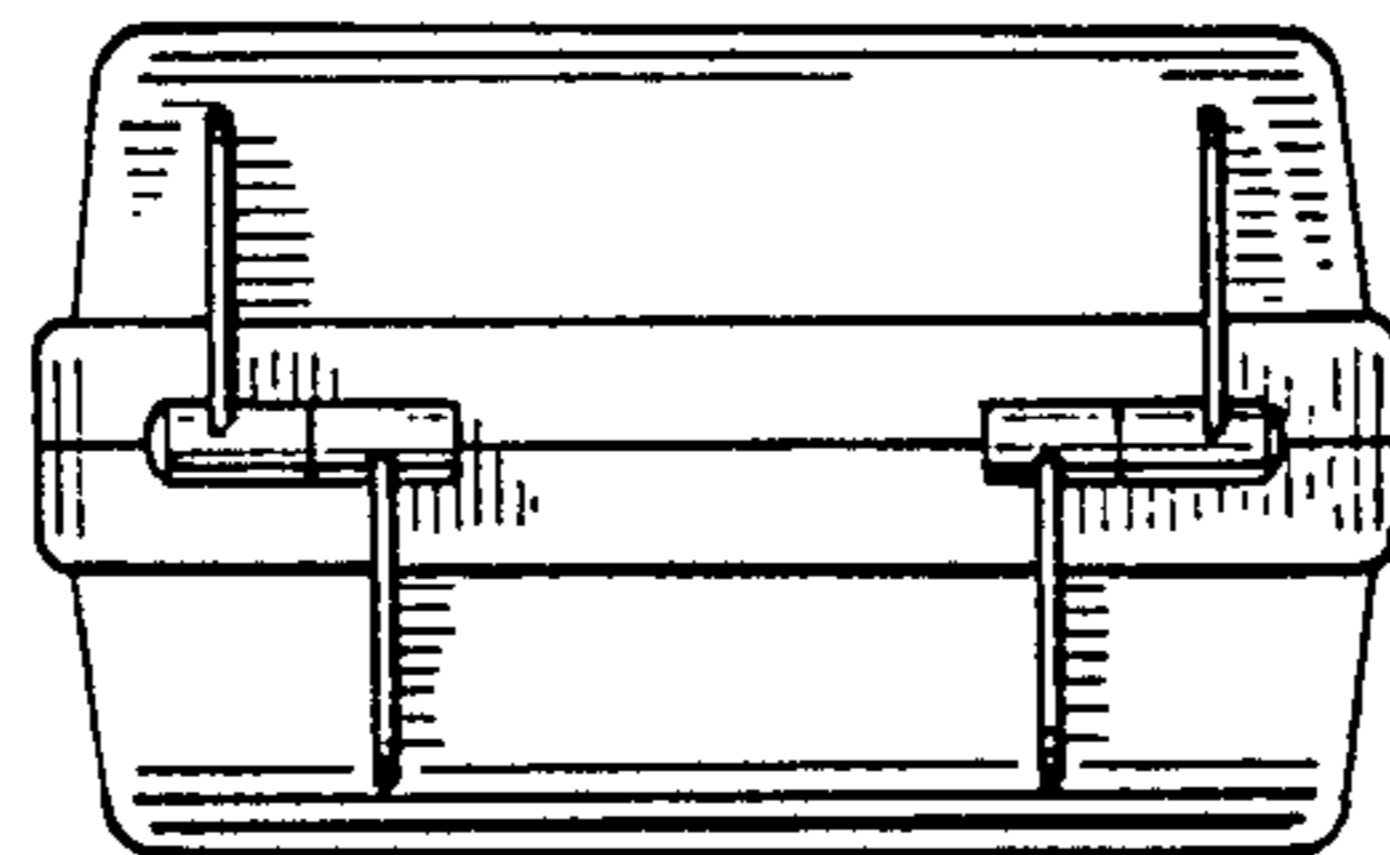




*Fig. 1*




*Fig. 5*




*Fig. 6*

*Fig. 2*



*Fig. 3*



*Fig. 4*

