



US00D331650S

# United States Patent [19]

Newman, Sr.

[11] Patent Number: **Des. 331,650**

[45] Date of Patent: **\*\* Dec. 8, 1992**

[54] **COMBINED ADAPTOR AND HANDLE FOR CLEANING AND PAINTING TOOLS**

4,285,096 8/1981 Swaim ..... 16/114 R

[75] Inventor: **Robert D. Newman, Sr.**, Greenwood, Mo.

[73] Assignee: **Mr. Longarm, Inc.**, Greenwood, Mo.

[\*\*] Term: **14 Years**

[21] Appl. No.: **420,834**

[22] Filed: **Oct. 12, 1989**

[52] U.S. Cl. .... **D32/35; D4/138; D8/DIG. 7**

[58] Field of Search ..... **D4/138, 199; D32/35, D32/40-42, 46, 49-52; D8/DIG. 7-DIG. 8, 107; 15/143 R, 143 A, 144 R, 144 A, 144 B, 145, 176.1, 176.6; 16/110 R, 114 R; 403/299**

[56] **References Cited**

**U.S. PATENT DOCUMENTS**

- 275,914 4/1883 Hood ..... 15/145
- D. 308,140 5/1990 Klamm ..... D32/42
- 3,737,187 6/1973 Pryor ..... 15/144 R X
- 4,082,186 4/1978 Chirumbolo ..... 15/145 X

### OTHER PUBLICATIONS

Published Document Granted to Baron & Kenyon, Document No. 10199, Aug. 1985, Country Unknown.

*Primary Examiner*—Wallace R. Burke  
*Assistant Examiner*—Lavone D. Tabor  
*Attorney, Agent, or Firm*—Hovey, Williams, Timmons & Collins

### [57] CLAIM

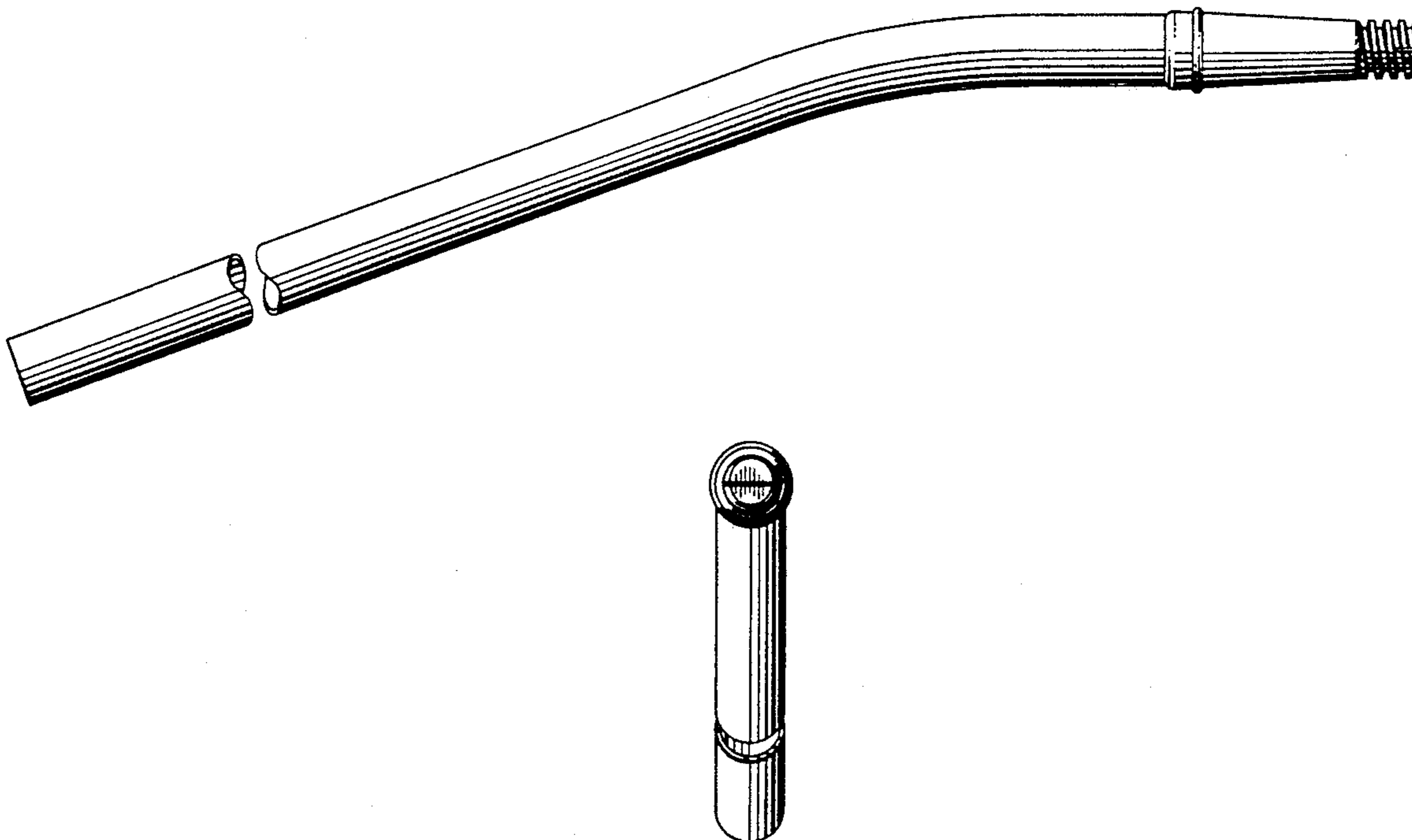
The ornamental design for a combined adaptor and handle for cleaning and painting tools, as shown and described.

### DESCRIPTION

FIG. 1 is a side elevational view of a combined adaptor and handle for cleaning and painting tools showing my new design, the opposite side being a mirror image; and, FIG. 2 is a front end elevational view thereof.

The handle is shown broken away to indicate indeterminate length.

The undisclosed sides are unornamented and follow the contour shown in FIG. 1 and the undisclosed rear end is open.




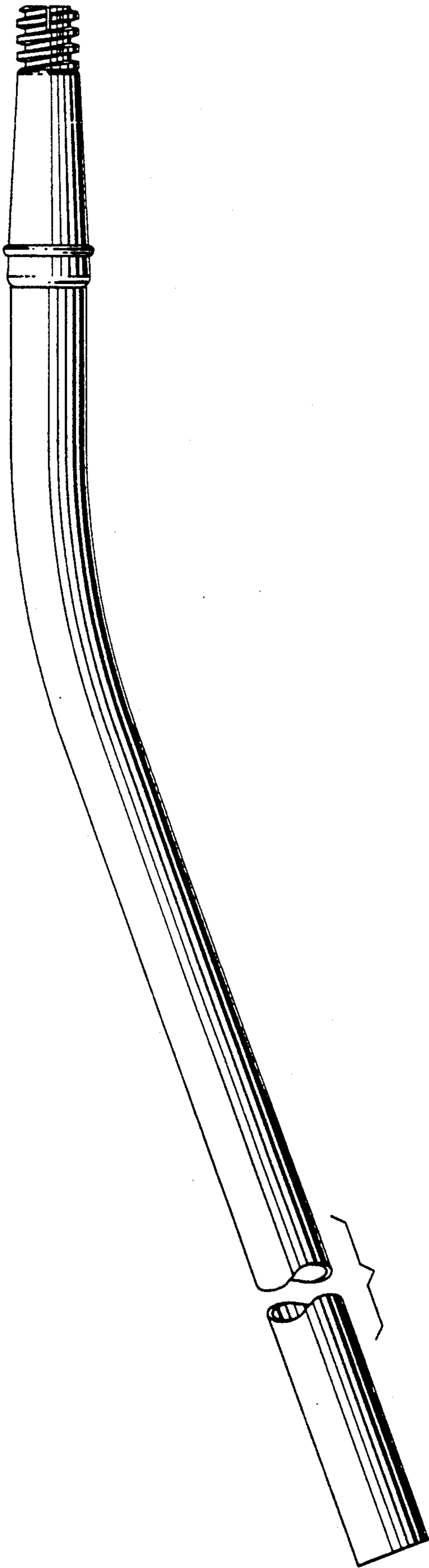


FIG. 1.

FIG. 2.