



US00D331643S

United States Patent [19]

Lunderman et al.

[11] Patent Number: **Des. 331,643**

[45] Date of Patent: **** Dec. 8, 1992**

[54] NAIL FILE

3,339,562 9/1967 Rowe 132/76.5

[75] Inventors: **William Lunderman; Bonnie M. Corwin**, both of New York, N.Y.

FOREIGN PATENT DOCUMENTS

[73] Assignee: **Revlon Consumer Products Corporation**, New York, N.Y.

537884 5/1955 Belgium 15/104 R
2101341 7/1972 Fed. Rep. of Germany 132/76
1565503 5/1969 France 132/76.4

[**] Term: **14 Years**

Primary Examiner—Bernard Ansher
Assistant Examiner—C. Tuttle
Attorney, Agent, or Firm—Julie Blackburn

[21] Appl. No.: **536,263**

[22] Filed: **Jun. 11, 1990**

[52] U.S. Cl. **D28/59**

[58] Field of Search D28/9, 56-59,
D28/62; D8/90, 94, 102, 107, DIG. 4-DIG. 7;
132/73, 75.6, 76.4, 76.5

[57] CLAIM

The ornamental design for a nail file, as shown and described.

DESCRIPTION

[56] **References Cited**

U.S. PATENT DOCUMENTS

D. 46,976 2/1915 Sibley D28/59
D. 147,593 9/1947 Lipic D8/102
156,173 10/1874 Patterson 132/76.4 X
1,473,933 11/1923 Green 132/76.5
1,506,014 8/1924 Lindsay 132/76.4

FIG. 1 is a perspective view of a nail file showing our new design;
FIG. 2 is a top plan view thereof, the side opposite being a mirror image of the side shown;
FIG. 3 is a left side elevational view thereof;
FIG. 4 is a right side elevational view thereof;
FIG. 5 is a front end elevational view thereof; and,
FIG. 6 is a rear end elevational view thereof.

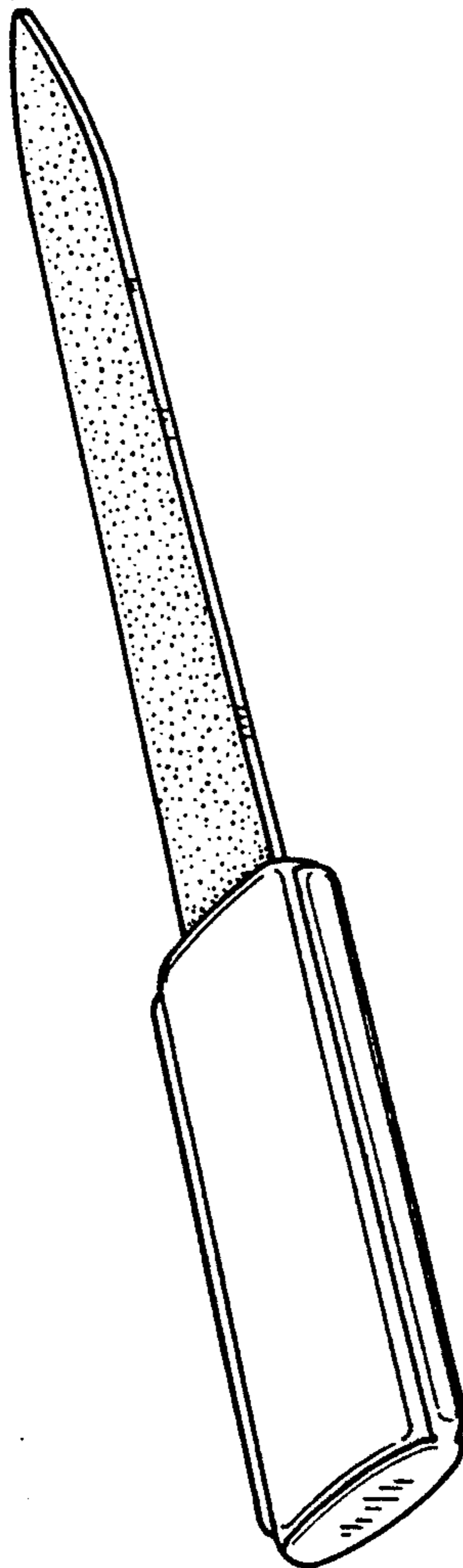


Fig. 1

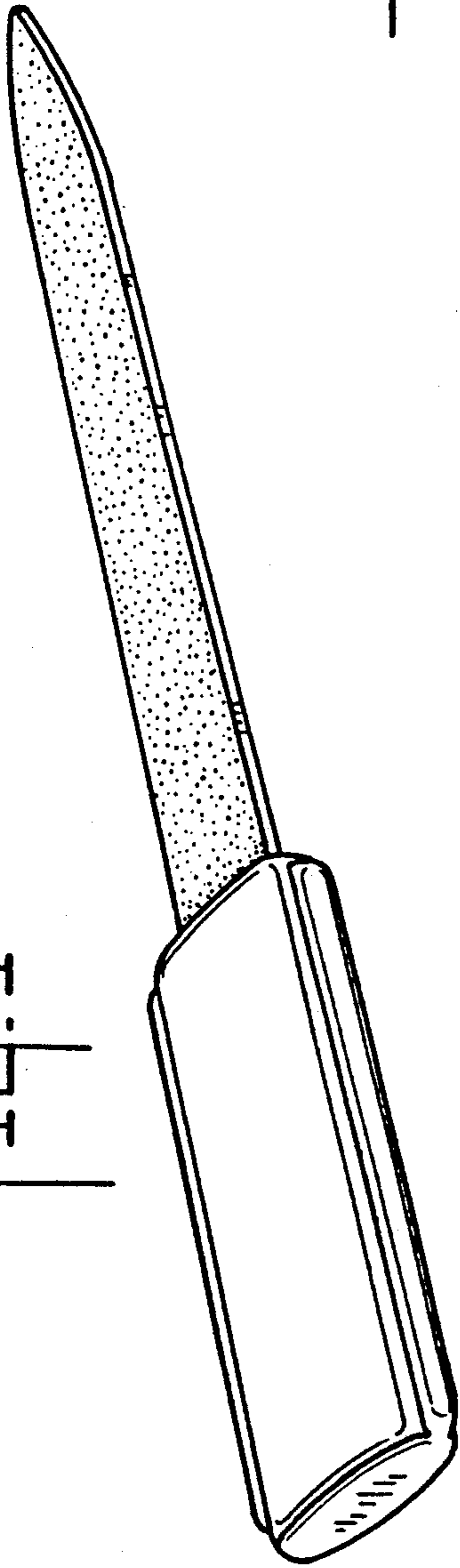


Fig. 2

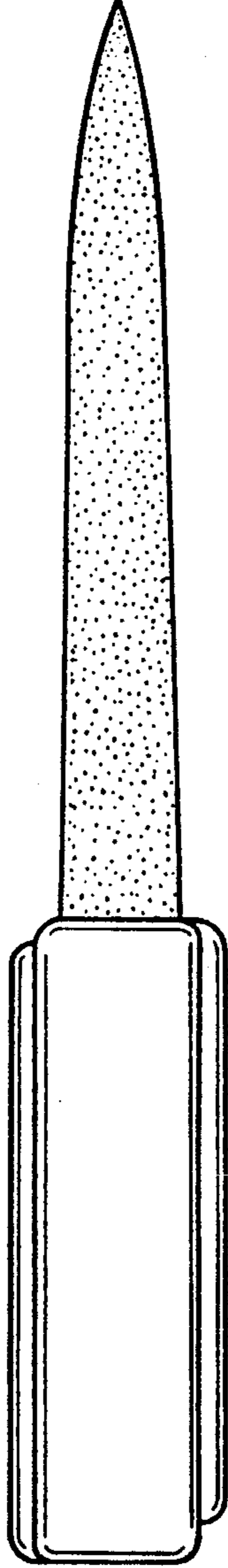


Fig. 3



Fig. 4

Fig. 3



Fig. 4

