



US00D331633S

# United States Patent [19]

Perkins

[11] Patent Number: **Des. 331,633**

[45] Date of Patent: **\*\* Dec. 8, 1992**

[54] **OIL LAMP**

[75] Inventor: **David R. Perkins, Manchester, Mass.**

[73] Assignee: **Glass Dimensions, Inc., Essex, Mass.**

[\*] Notice: The portion of the term of this patent subsequent to Feb. 21, 2005 has been disclaimed.

[\*\*] Term: **14 Years**

[21] Appl. No.: **657,543**

[22] Filed: **Feb. 19, 1991**

[52] U.S. Cl. .... **26/11**

[58] Field of Search ..... **D26/9-23, D26/106, 108, 110; 431/288-297, 310, 311, 320; 362/161, 160**

[56] **References Cited**

**U.S. PATENT DOCUMENTS**

D. 264,283 5/1982 Robert ..... D11/143 X

D. 267,163 12/1982 Murray ..... D11/143 X  
D. 317,052 5/1991 Perkins ..... D26/11

**OTHER PUBLICATIONS**

Fantastic Plastics Co. Brochure, p. 2, Coin Bank #0A118.


*Primary Examiner*—Susan J. Lucas  
*Attorney, Agent, or Firm*—Cesari and McKenna

[57] **CLAIM**

The ornamental design for an oil lamp, as shown and described.

**DESCRIPTION**

FIG. 1 is a left front perspective view of an oil lamp embodying my new design;  
FIG. 2 is a right side elevational view thereof, the left side being identical;  
FIG. 3 is a rear elevational view thereof;  
FIG. 4 is a top plan view thereof; and,  
FIG. 5 is a bottom plan view thereof.






FIG. 1

FIG. 4

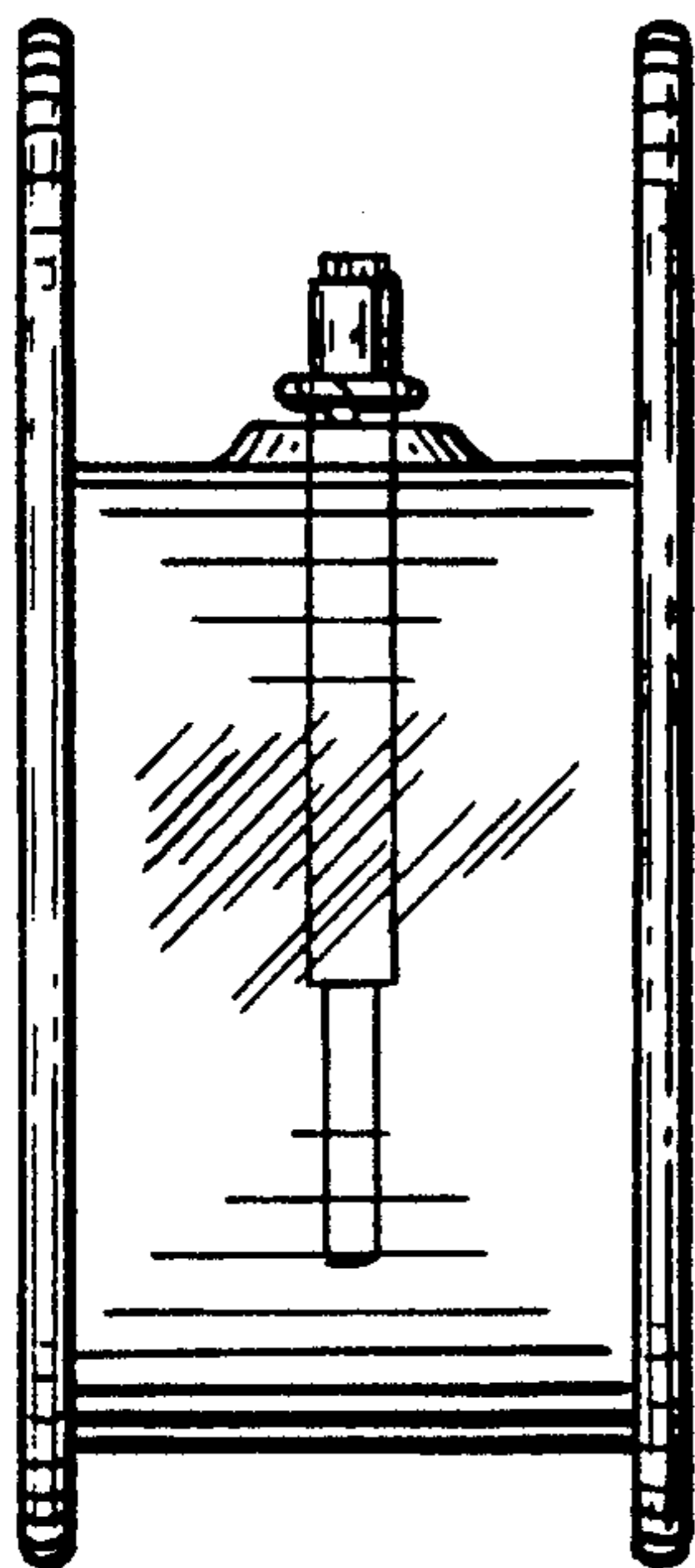



FIG. 2

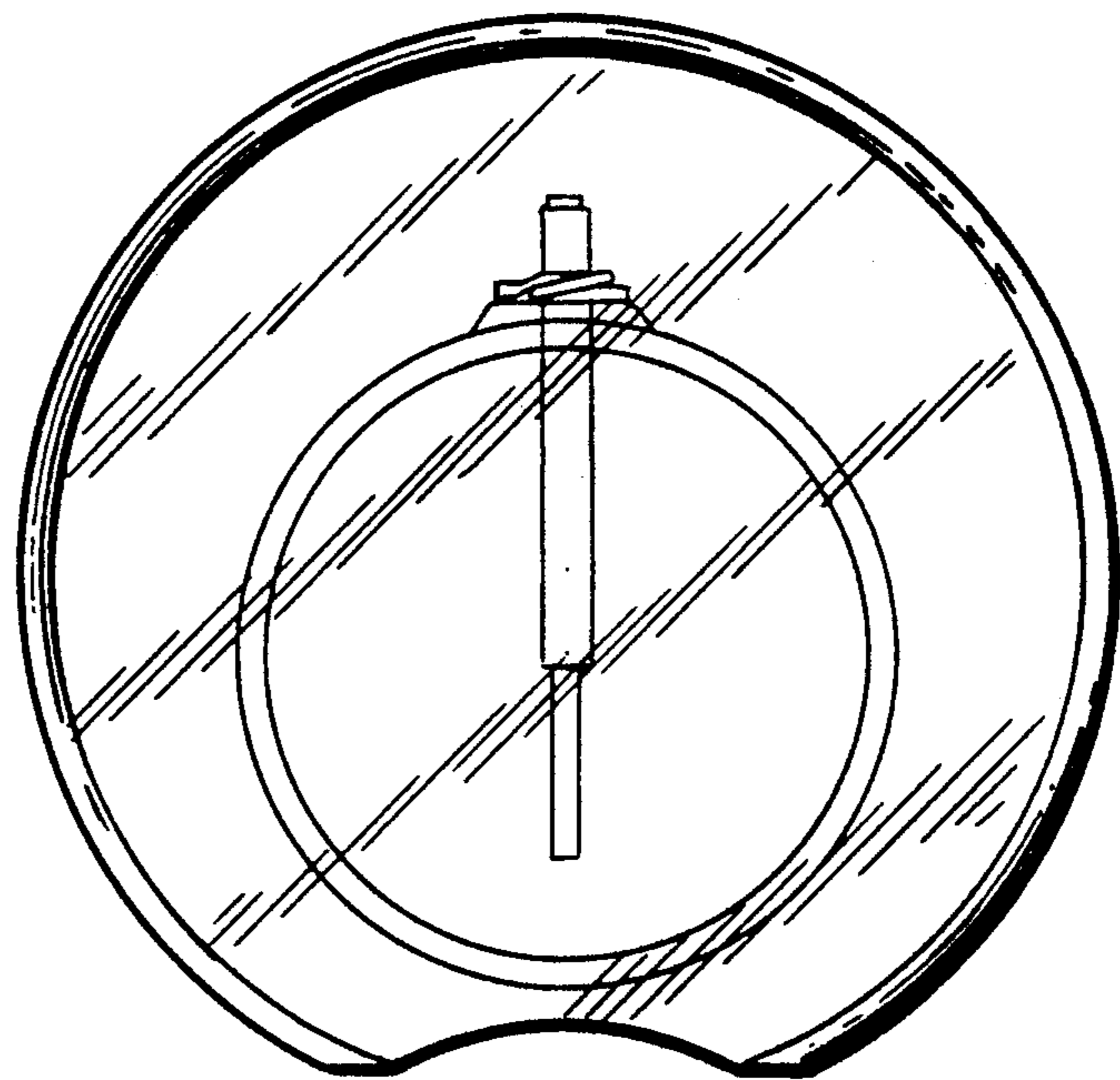


FIG. 3

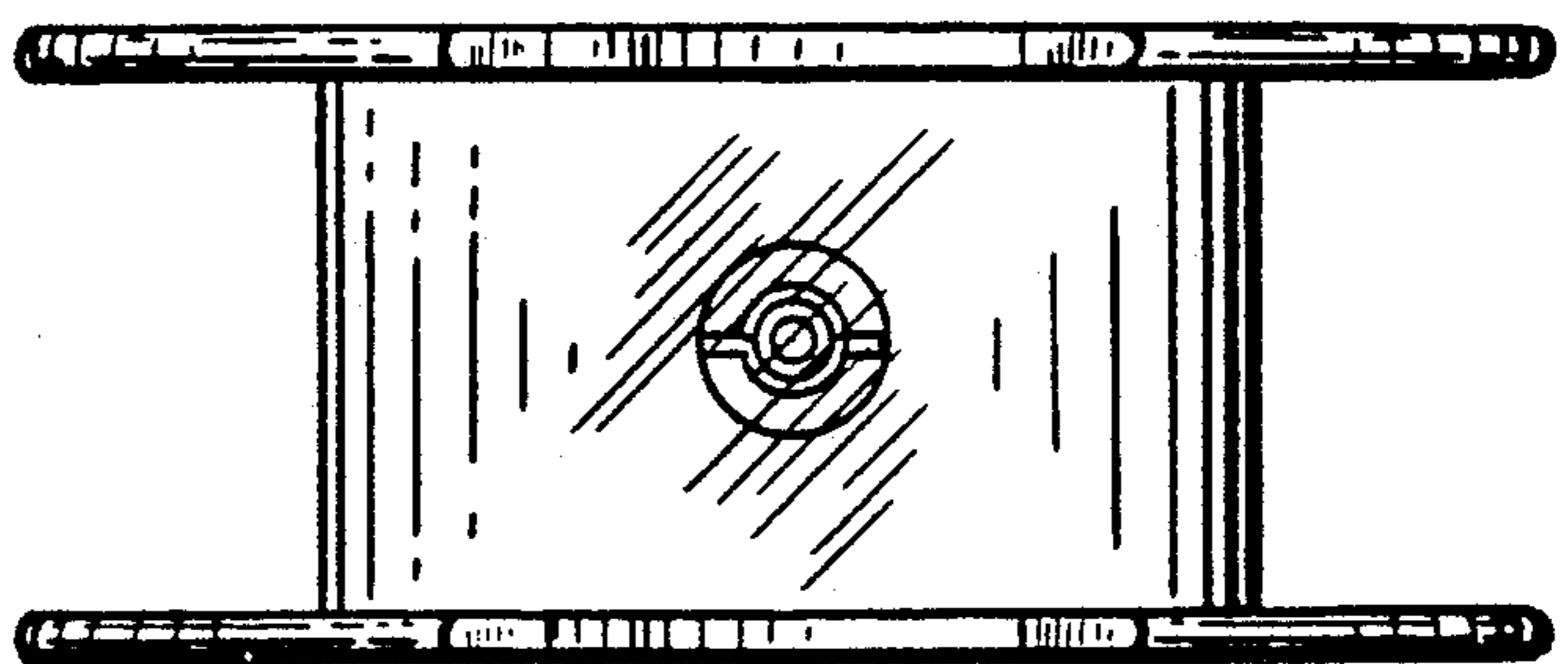


FIG. 5