



US00D331604S

United States Patent [19]

[11] Patent Number: **Des. 331,604**

Niehaus

[45] Date of Patent: **** Dec. 8, 1992**

[54] **HOLDER FOR CHARACTER SIGN SET ELEMENTS**

[75] Inventor: **Donald H. Niehaus, Crestview Hills, Ky.**

[73] Assignee: **American Sign and Marketing Services, Inc., Florence, Ky.**

[**] Term: **14 Years**

[21] Appl. No.: **564,457**

[22] Filed: **Aug. 9, 1990**

[52] U.S. Cl. **D20/12; D20/40**

[58] Field of Search **D20/10, 12, 39, 40, D20/22, 99; 40/584, 617, 618, 624, 621, 622**

[56] **References Cited**

U.S. PATENT DOCUMENTS

D. 241,081	8/1976	Winrow	D20/99
D. 300,835	4/1989	Stevens	D20/22
D. 314,016	1/1991	Mitchell	D20/22
3,387,397	6/1968	Buchanan et al.	40/618
4,619,125	10/1986	Choi	40/618
5,088,221	2/1992	Bussiere et al.	40/618

FOREIGN PATENT DOCUMENTS

671450	12/1929	France	40/618
215050	5/1924	United Kingdom	40/618


Primary Examiner—Wallace R. Burke
Assistant Examiner—Nancy Jackson
Attorney, Agent, or Firm—Longacre & White

[57] **CLAIM**

The ornamental design for a holder for character sign set elements, as shown and described.

DESCRIPTION

FIG. 1 is front elevational view of a holder for character sign set elements according to the present invention showing my new design;
FIG. 2 is a rear elemental view thereof;
FIG. 3 is a top plan view thereof, with the bottom view being a mirror image;
FIG. 4 is a sectional view taken along line 4—4 of FIG. 2;
FIG. 5 is a left side elevational view thereof;
FIG. 6 is a right side elevational view thereof;
FIG. 7 is a right side elevational view of a second embodiment thereof;
FIG. 8 is a front elevational view thereof; and,
FIG. 9 is a sectional view taken along line 9—9 of FIG. 8.






FIG. 1

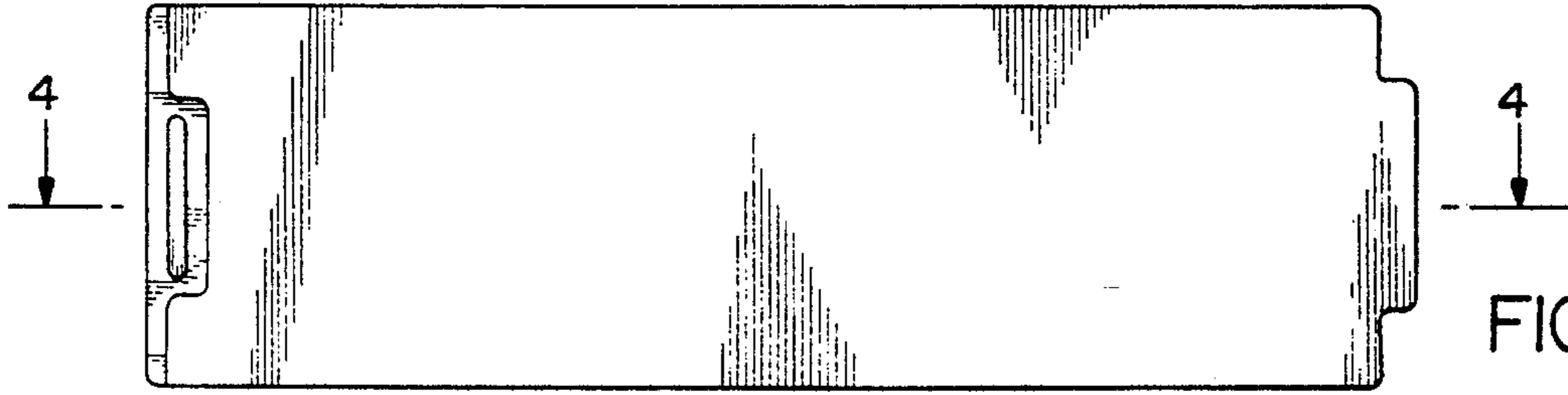


FIG. 2




FIG. 3



FIG. 4

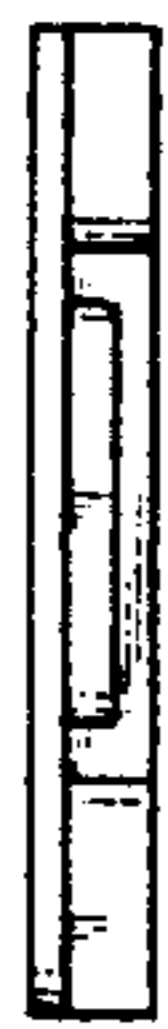


FIG. 5



FIG. 6

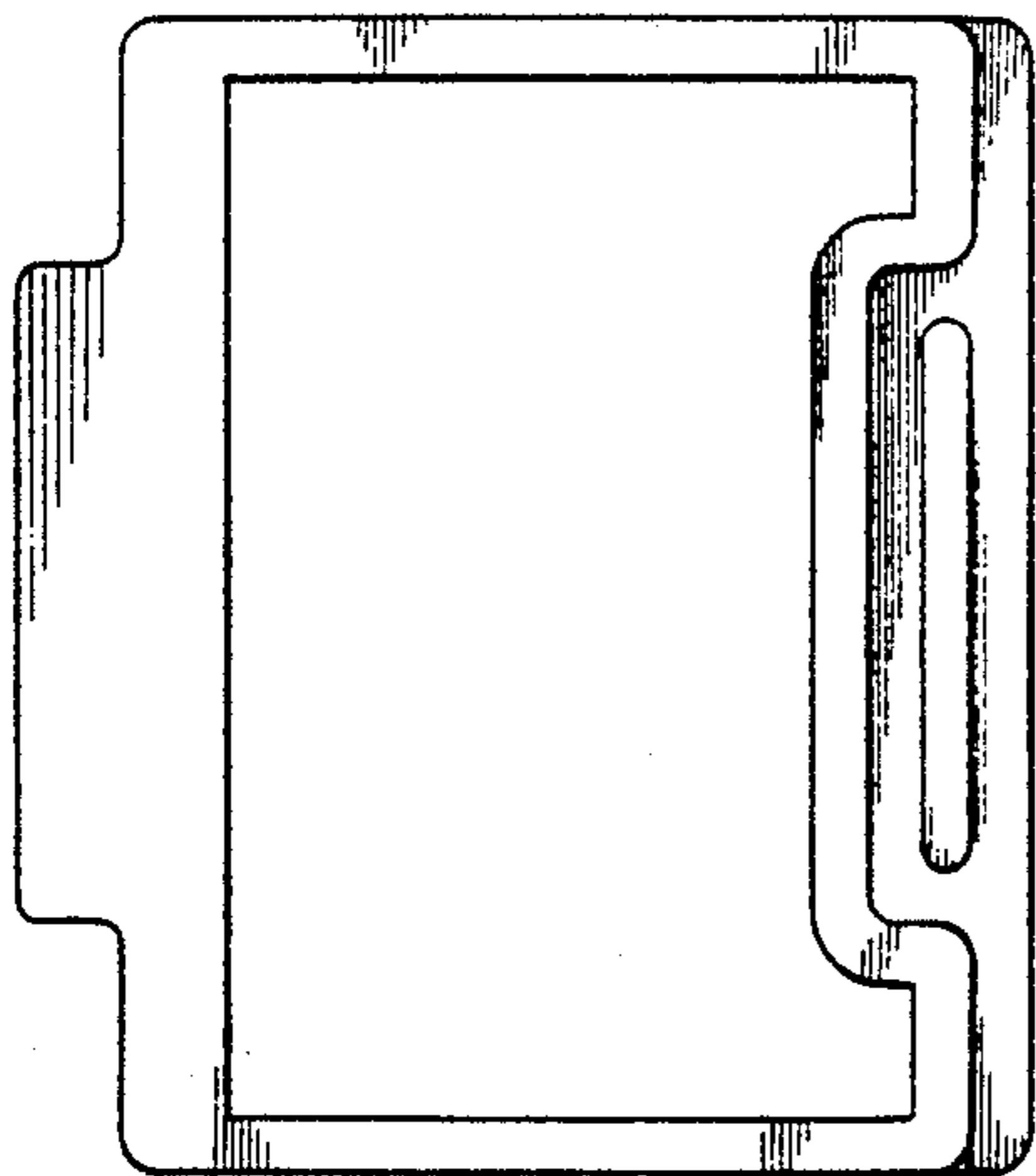


FIG. 7

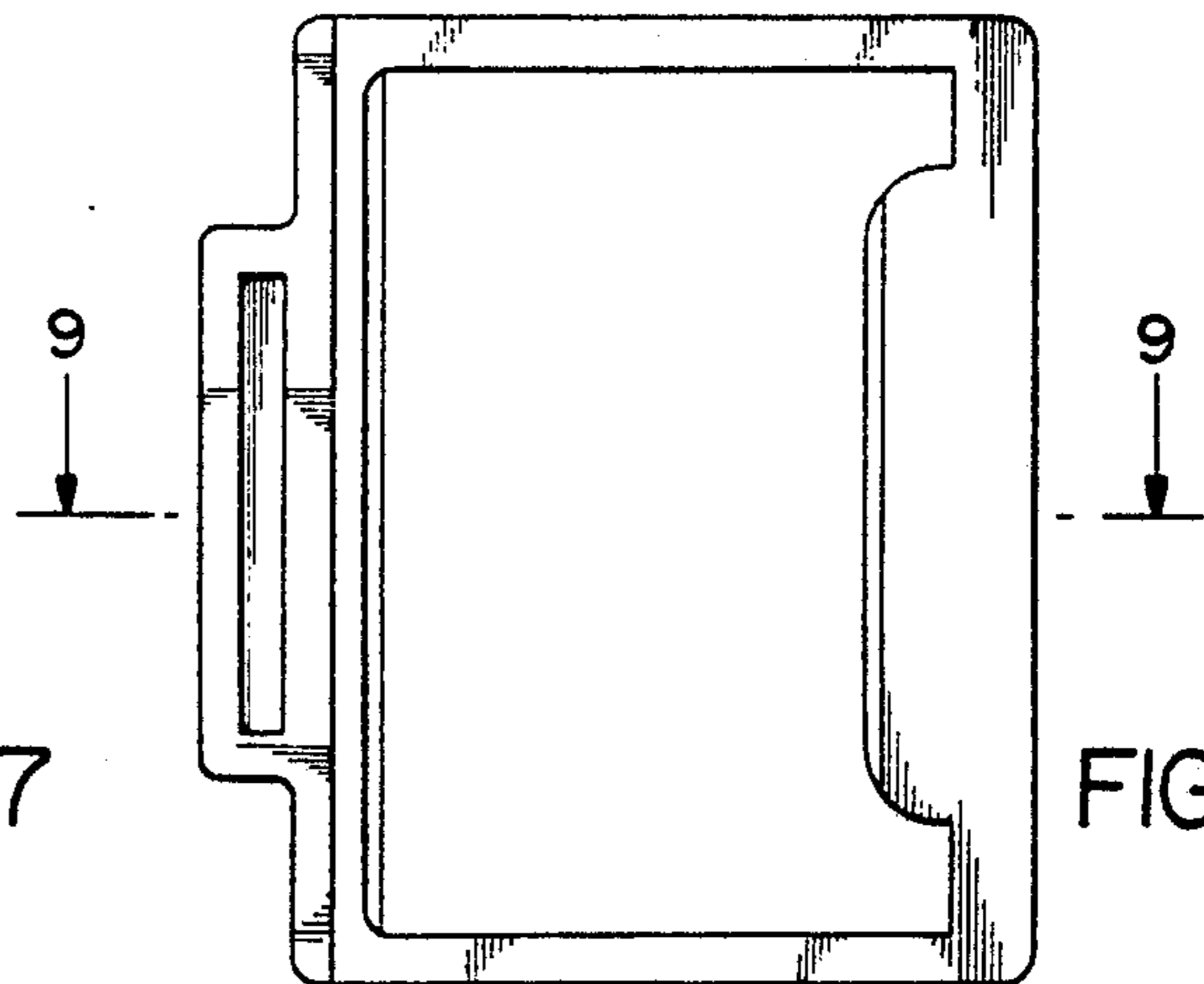


FIG. 8



FIG. 9