



US00D331575S

**United States Patent** [19]  
**Pike**

[11] **Patent Number: Des. 331,575**

[45] **Date of Patent: \*\* Dec. 8, 1992**

[54] **COMPUTER KEYBOARD DECAL**

- [75] Inventor: **Timothy D. Pike**, Castro Valley, Calif.
- [73] Assignee: **f.m.e. Corporation**, Hayward, Calif.
- [\*\*] Term: **14 Years**
- [21] Appl. No.: **596,908**
- [22] Filed: **Oct. 12, 1990**
- [52] U.S. Cl. .... **D14/114; D20/11**
- [58] Field of Search ..... **340/700, 706, 711-712; 364/706-710; 235/145 A, 145 R; 400/689-694; 200/313-315; D20/22, 25-26, 27, 40, 11; D14/114**

[56] **References Cited**

**U.S. PATENT DOCUMENTS**

- D. 248,425 7/1978 Darrell ..... D20/25
- D. 273,877 5/1984 Darrell ..... D20/11
- D. 311,913 11/1990 Schaum ..... D14/114
- D. 315,364 3/1991 Scalice et al. .... D20/40 X

**OTHER PUBLICATIONS**

- Trademarks & Symbols*, vol. 2, p. 87, #5, 780, 781, 782, 1973.
- Handbook of Pictorial Symbols*, p. 62—Question Marks, 1976.
- Primary Examiner*—Susan J. Lucas
- Assistant Examiner*—M. H. Tung
- Attorney, Agent, or Firm*—Townsend and Townsend

[57] **CLAIM**

The ornamental design for a computer keyboard decal, as shown and described.


**DESCRIPTION**

FIG. 1 is a top plan view of a computer keyboard decal showing my new design, the bottom plan view being identical;

FIG. 2 is a front elevational view thereof;


FIG. 3 is a right-side elevational view thereof, the left-side elevational view being identical; and,

FIG. 4 is a rear elevational view thereof.





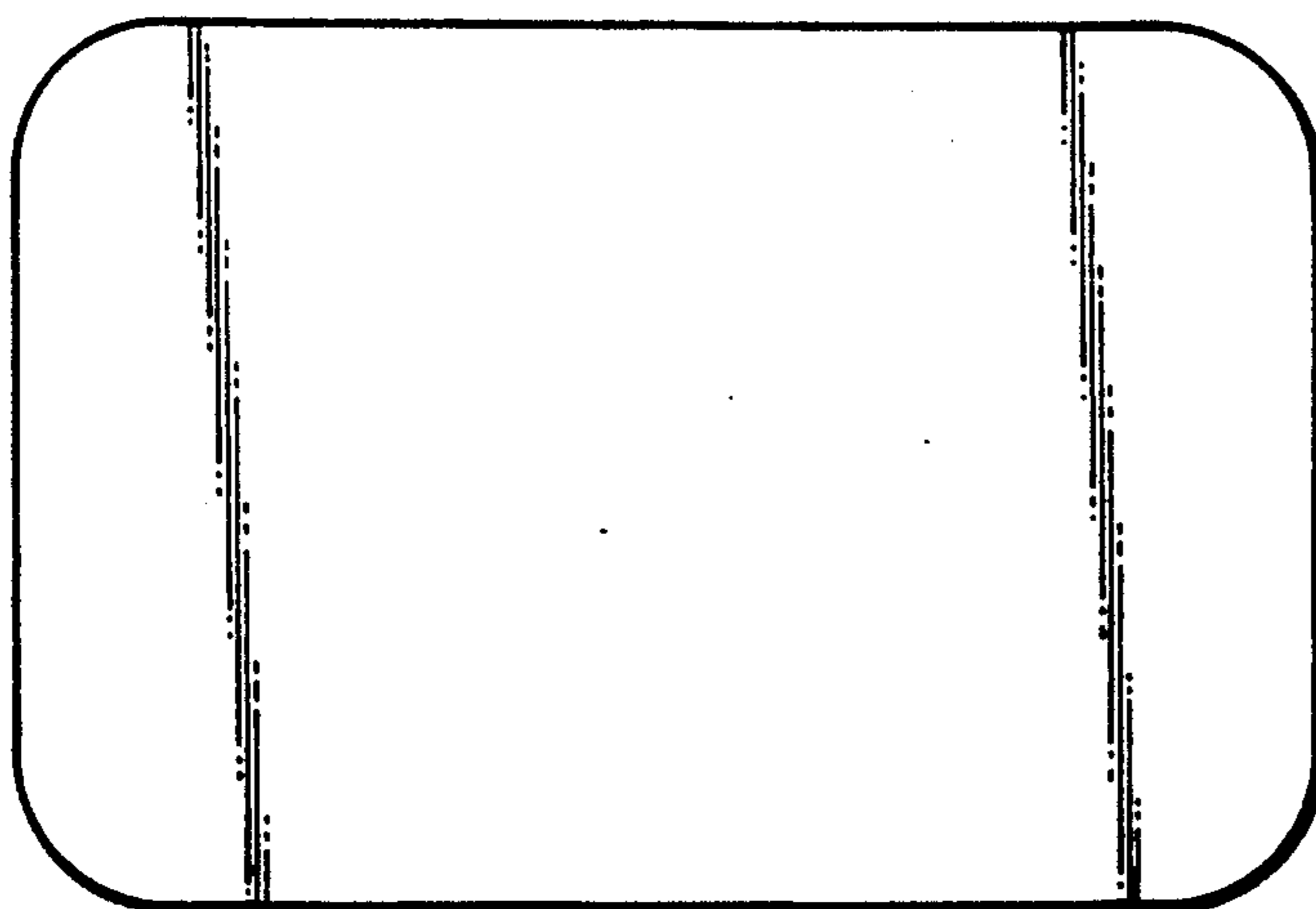
*FIG.\_1.*



*FIG.\_2.*



*FIG.\_3.*



*FIG.\_4.*