



US00D331569S

**United States Patent** [19]  
**Hong**

[11] **Patent Number: Des. 331,569**  
[45] **Date of Patent: \*\* Dec. 8, 1992**

[54] **COMPUTER HOUSING**  
[75] **Inventor: Yun G. Hong, Suwon, Rep. of Korea**  
[73] **Assignee: Samsung Electronics Co., Ltd.,  
Kyunggi, Rep. of Korea**  
[\*\*] **Term: 14 Years**  
[21] **Appl. No.: 554,845**  
[22] **Filed: Jul. 19, 1990**

D. 301,472 6/1989 Kurihara ..... D14/109 X  
D. 302,006 7/1989 Kawaguchi ..... D14/100  
D. 303,110 8/1989 Ji ..... D14/100  
D. 304,931 12/1989 Hara et al. .... D14/109 X  
D. 311,729 10/1990 Uchihori ..... D14/109 X

*Primary Examiner*—Wallace R. Burke  
*Assistant Examiner*—Freda S. Nunn  
*Attorney, Agent, or Firm*—Cushman, Darby & Cushman

[30] **Foreign Application Priority Data**  
Apr. 25, 1990 [KR] Rep. of Korea ..... 90-5624  
[52] **U.S. Cl. .... D14/100**  
[58] **Field of Search ..... D14/100, 102, 104, 107,  
D14/109; D13/162, 163, 184, 199;  
360/97.01-99.12; 361/390-395**

[57] **CLAIM**  
The ornamental design for a computer housing, as shown and described.

[56] **References Cited**  
**U.S. PATENT DOCUMENTS**  
D. 279,374 6/1985 Benigni et al. .... D14/109 X  
D. 295,043 4/1988 Hara et al. .... D14/109 X

**DESCRIPTION**

FIG. 1 is a top front and right side perspective view of a computer housing showing my new design;  
FIG. 2 is a top plan view thereof;  
FIG. 3 is a front elevational view thereof;  
FIG. 4 is a bottom plan view thereof;  
FIG. 5 is a rear elevational view thereof;  
FIG. 6 is a left side elevational view thereof; and,  
FIG. 7 is a right side elevational view thereof.

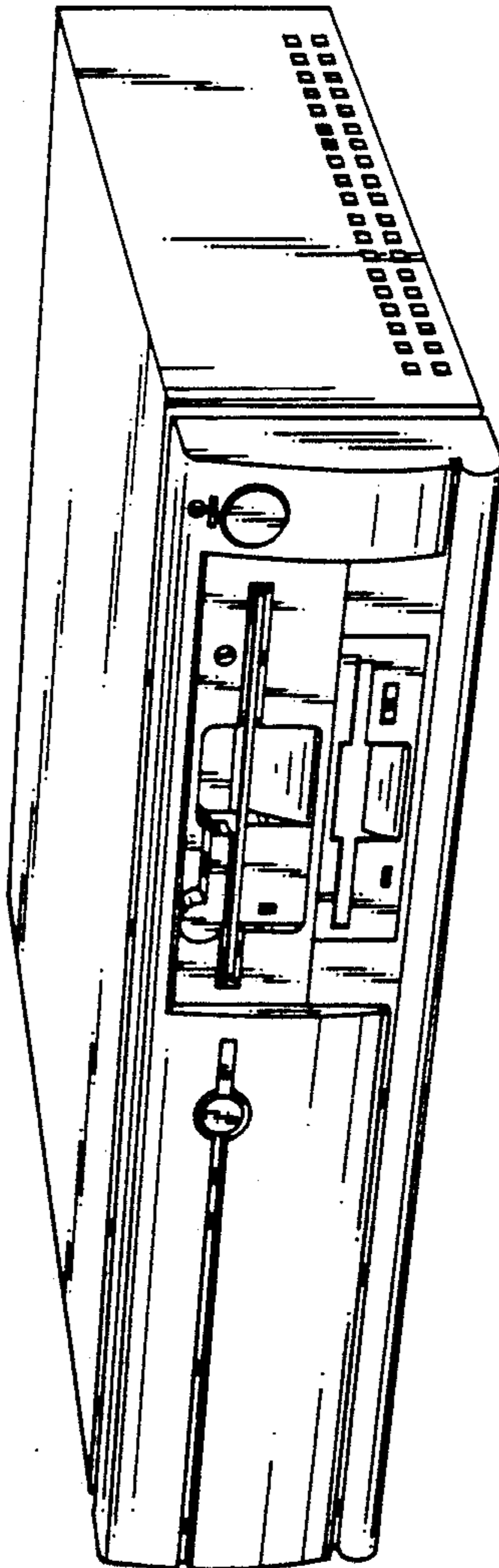


FIG. 1

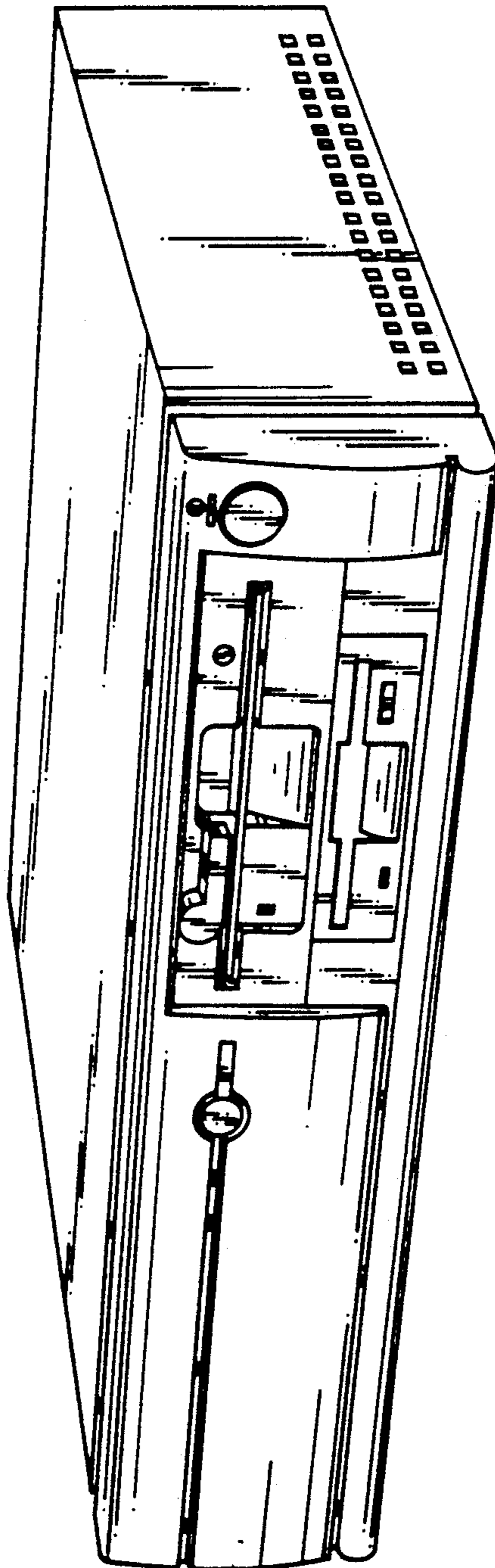


FIG. 2




FIG. 3

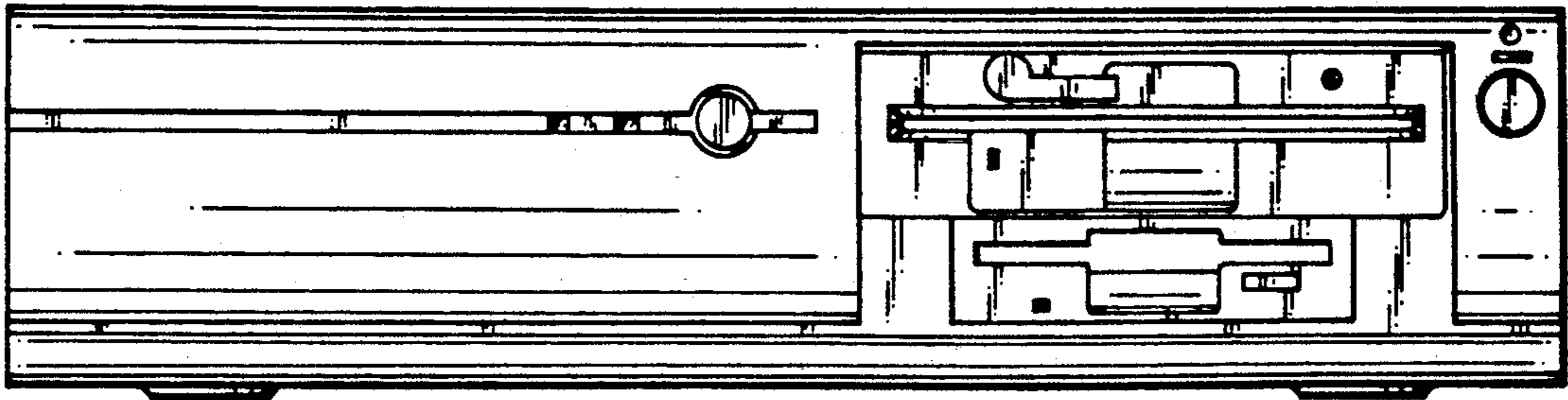


FIG. 4

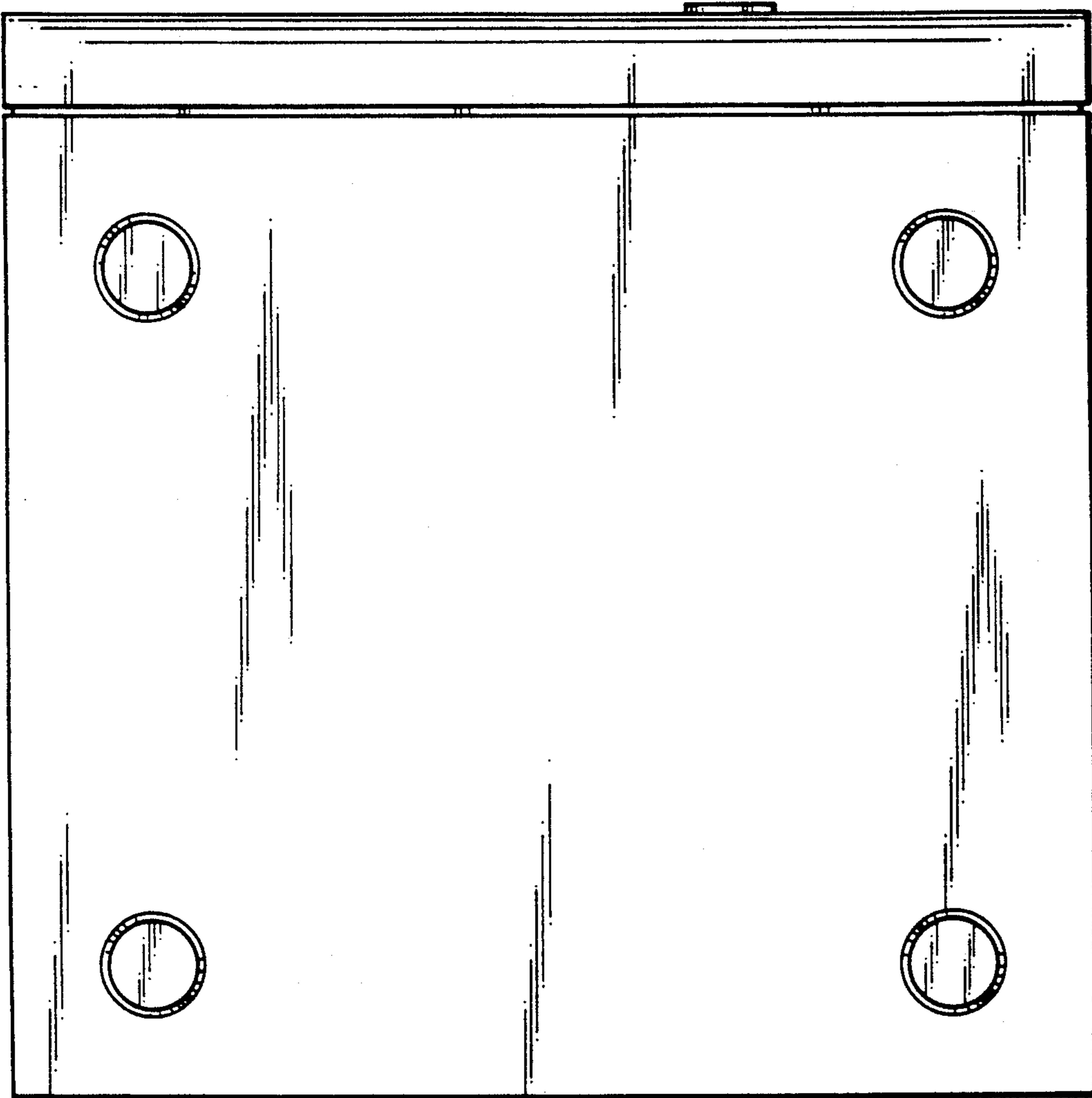


FIG. 5

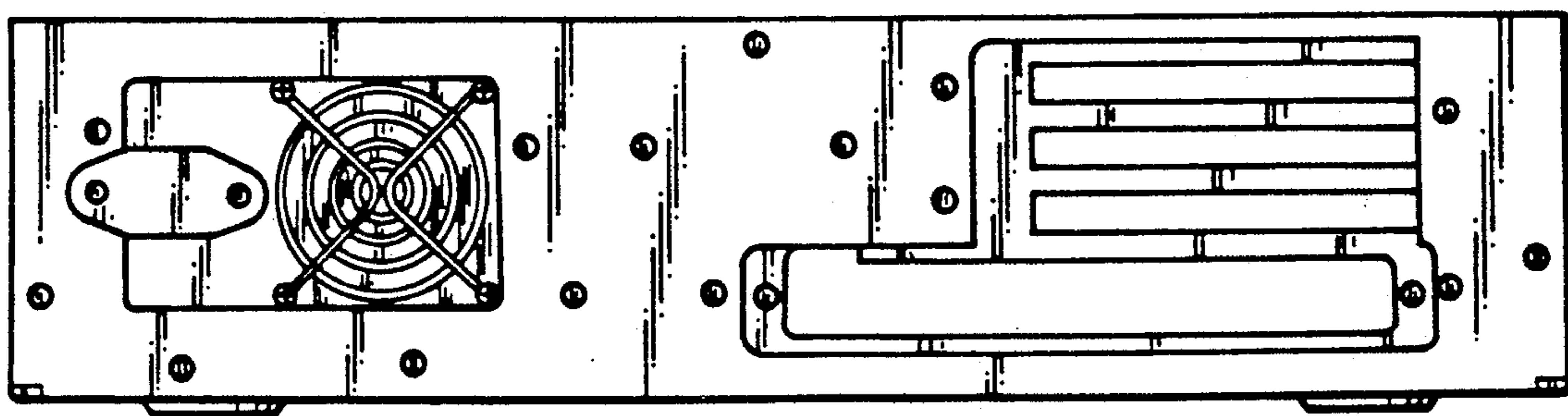


FIG. 6

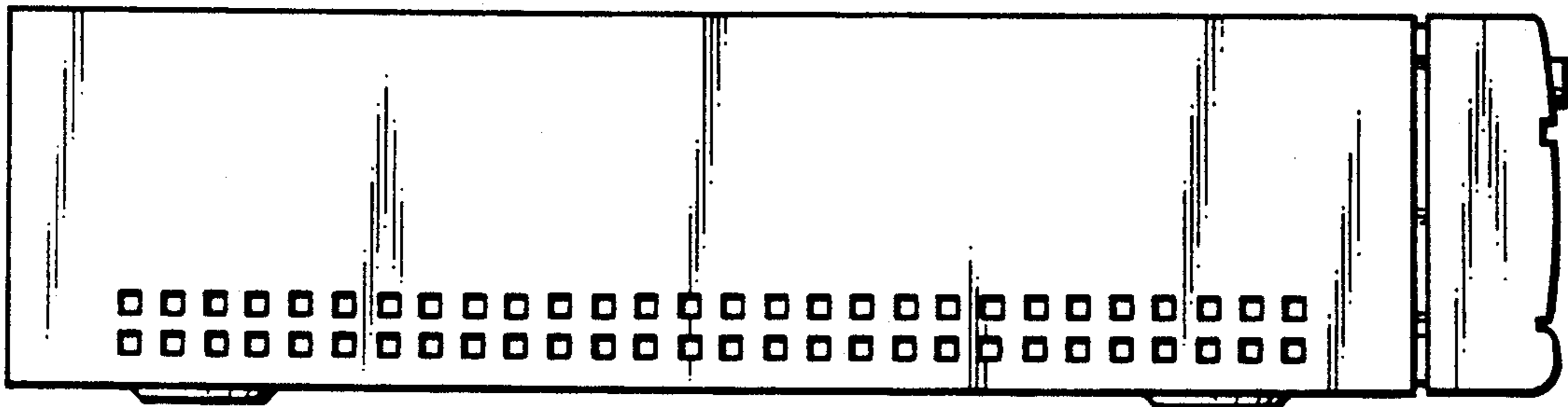


FIG. 7

