



US00D331541S

United States Patent [19]
Burgener

[11] **Patent Number: Des. 331,541**
[45] **Date of Patent: ** Dec. 8, 1992**

[54] **WATCH**

[75] **Inventor: Eddy Burgener, Moutier, Switzerland**

[73] **Assignee: Roventa Henex SA, Switzerland**

[**] **Term: 14 Years**

[21] **Appl. No.: 555,748**

[22] **Filed: Jul. 23, 1990**

[30] **Foreign Application Priority Data**

Jul. 12, 1990 [WO] World Int. Prop.
O. DMA/001276

[52] **U.S. Cl. D10/39; D10/30 X**

[58] **Field of Search D10/1-40,
D10/122-132; 368/280-282, 285**

[56] **References Cited**

U.S. PATENT DOCUMENTS

- D. 283,681 5/1986 Chodat D10/39 X
- D. 288,066 2/1987 Kanoui D10/32
- D. 308,945 7/1990 Bonnet D10/39 X
- D. 321,666 11/1991 Burgener D10/32
- D. 323,122 1/1992 Severin D10/32

FOREIGN PATENT DOCUMENTS

698716 11/1940 Fed. Rep. of Germany 368/281
204293 4/1939 Switzerland 368/285

OTHER PUBLICATIONS

Jeweler's Circular-Keystone-Jul. 1987-p. 19-Watches At Bottom.

Swiss Watch & Jewelry Journal-Feb. 1989-p. 468-Watches at Top.

Jeweler's Circular Keystone-Mar. 1988, p. 128-Watches At Left.

*Primary Examiner—Nelson C. Holtje
Attorney, Agent, or Firm—Bacon & Thomas*

[57] **CLAIM**

The ornamental design for a watch, as shown and described.

DESCRIPTION

FIG. 1 is a front elevational view of a watch showing my new design; the broken line showings of the straps being environmental only and form no part of the claimed design;

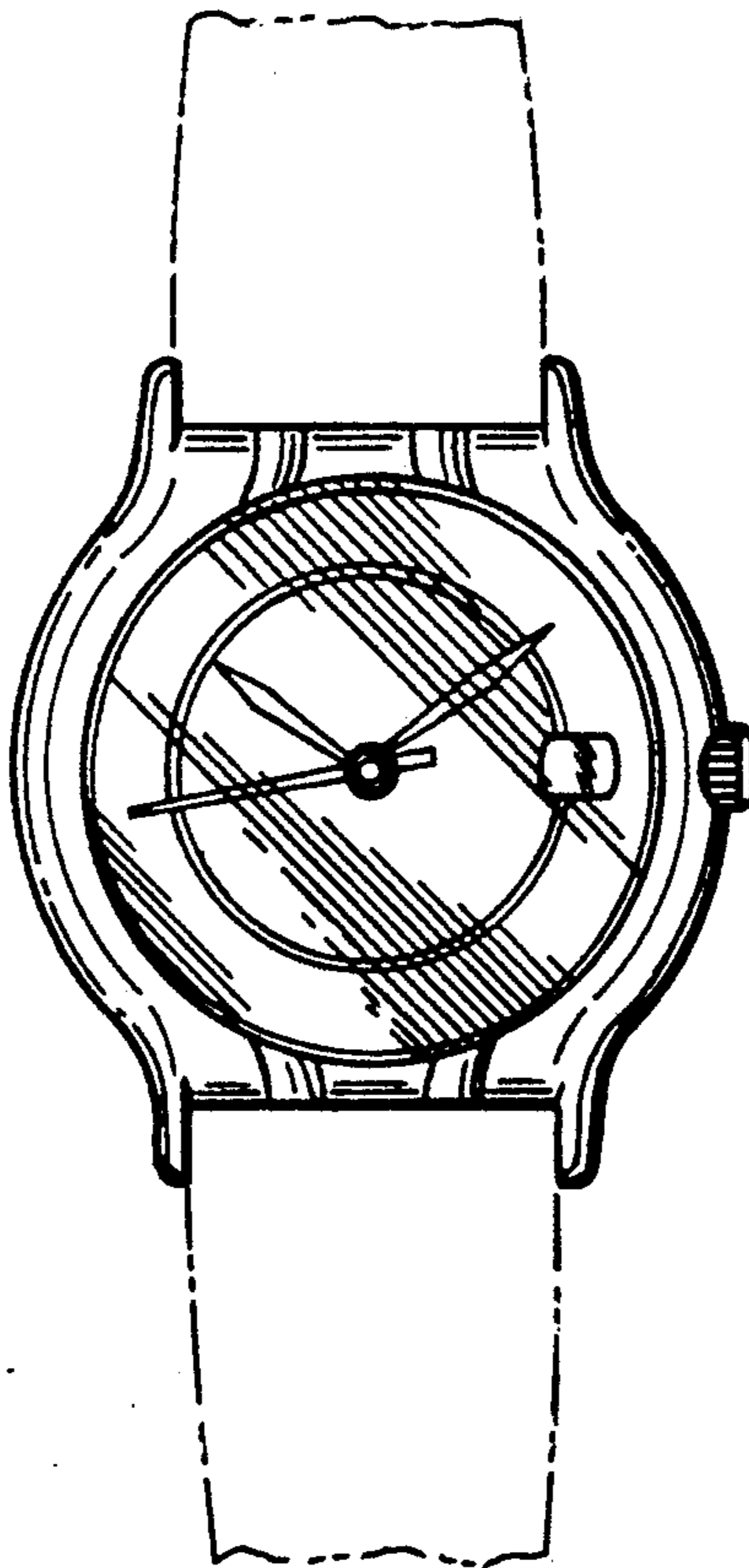
FIG. 2 is a rear elevational view thereof;

FIG. 3 is a right side elevational view thereof;

FIG. 4 is a left side elevational view thereof;

FIG. 5 is a top plan view thereof; and,

FIG. 6 is a bottom plan view thereof.



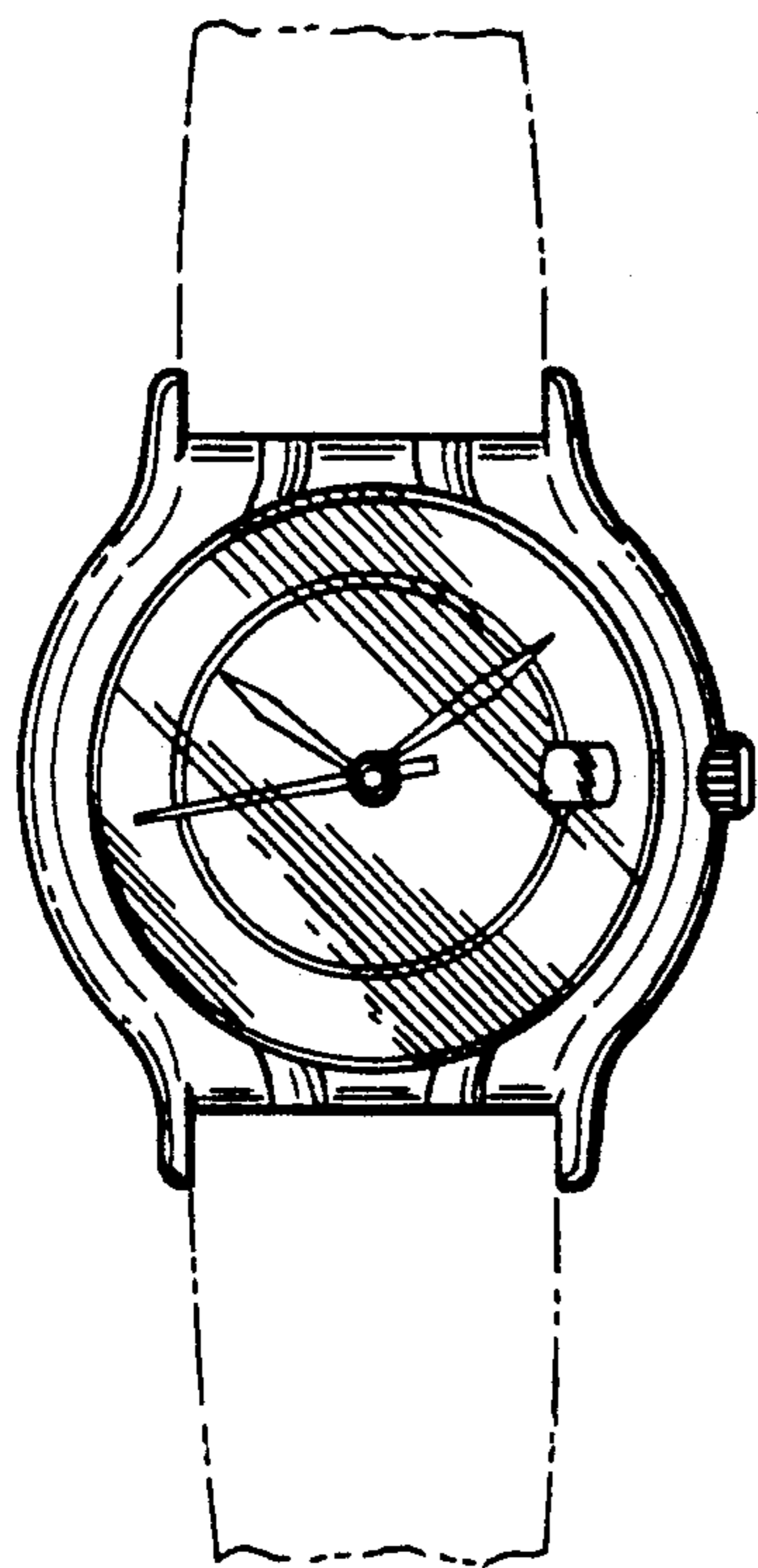


FIG. 1

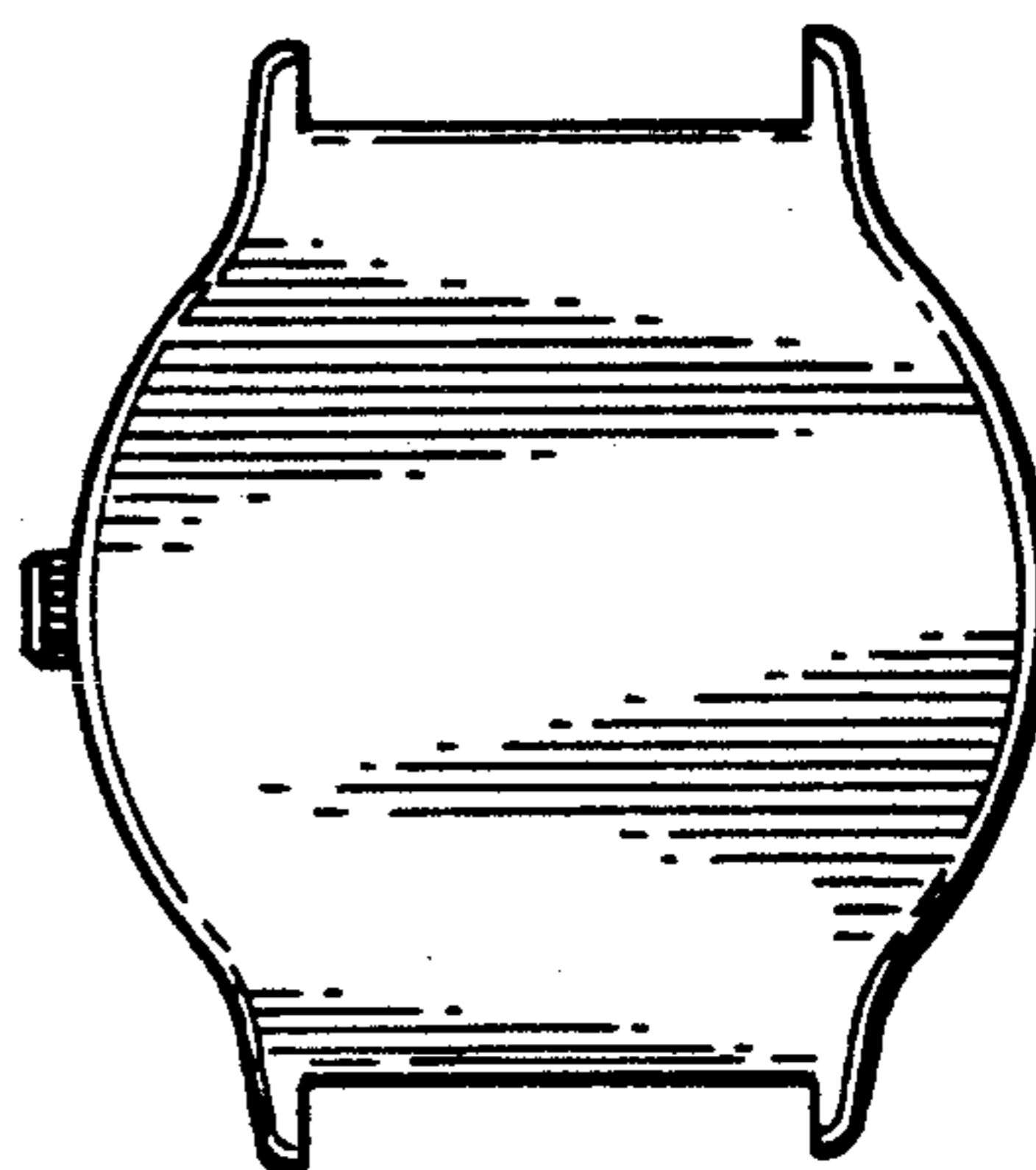


FIG. 2



FIG. 3



FIG. 4




FIG. 5



FIG. 6