



US00D331534S

United States Patent [19]

[11] Patent Number: **Des. 331,534**

Thompson et al.

[45] Date of Patent: **** Dec. 8, 1992**

[54] **COMBINED DISPENSING CONTAINER AND APPLICATOR FOR A COSMETIC PRODUCT**

[75] Inventors: **Harold R. Thompson**, Norwell, Mass.; **Kenneth W. Hirst**, New York, N.Y.

2,319,873 5/1943 Linz 15/244.4
 2,379,105 6/1945 Rosa 401/266
 2,917,765 12/1959 Jakubowski 401/266
 3,226,762 1/1966 Norman 401/266
 4,545,696 10/1985 Carluccio 401/75 X
 4,664,547 5/1987 Rosenwinkel 401/87 X
 4,738,887 4/1988 Govertsen 15/104.93 X

[73] Assignee: **The Gillette Company**, Boston, Mass.

[**] Term: **14 Years**

[21] Appl. No.: **521,434**

[22] Filed: **May 10, 1990**

FOREIGN PATENT DOCUMENTS

145013 3/1936 Austria 128/62 R
 312165 4/1989 European Pat. Off. .
 1225137 1/1961 France 15/209 R

Primary Examiner—Bernard Ansher
Assistant Examiner—C. Tuttle
Attorney, Agent, or Firm—Fish & Richardson

Related U.S. Application Data

[63] Continuation-in-part of Ser. No. 417,818, Oct. 5, 1989, abandoned.

[52] U.S. Cl. **9/338**

[58] Field of Search D9/337, 338, 370, 377; D28/7, 76, 77, 4, 8.1; D5/53; 401/171, 172, 174-176, 266

[57] CLAIM

The ornamental design of combined dispensing container and applicator for a cosmetic product, as shown and described.

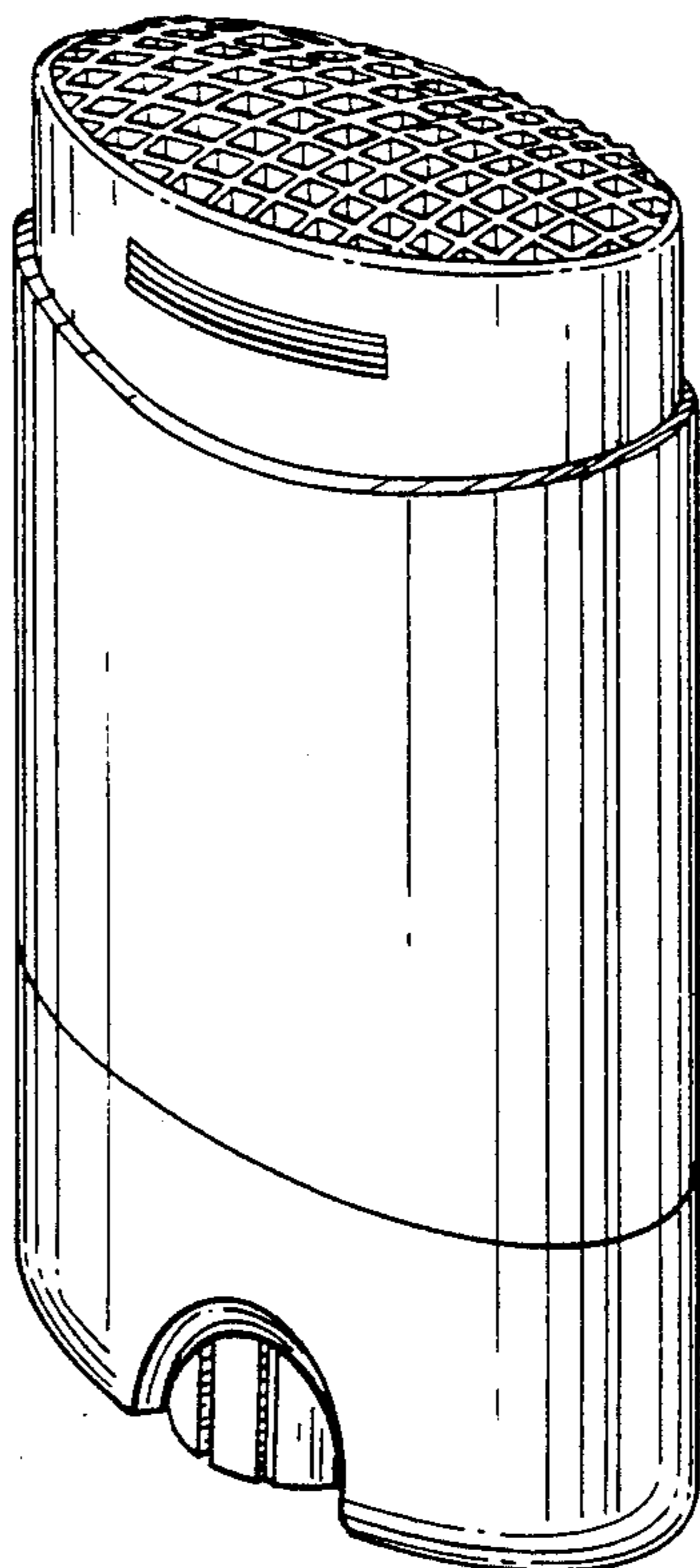
DESCRIPTION

FIG. 1 is perspective view of a combined dispensing container and applicator for a cosmetic product embodying our new design;
 FIG. 2 is a front elevational view thereof, the side opposite being identical to the side shown;
 FIG. 3 is a side elevational view thereof, the side opposite being identical to the side shown;
 FIG. 4 is a top plan view thereof;
 FIG. 5 is a bottom plan view thereof; and,
 FIG. 6 is an enlarged fragmentary view of FIG. 1.

References Cited

U.S. PATENT DOCUMENTS

D. 214,016 5/1969 Lieberman D4/114
 D. 220,074 3/1971 Morris D4/137
 D. 292,775 11/1987 Keeler et al. D9/338
 1,988,088 1/1935 Philippe 401/172
 1,994,890 3/1935 Kallenbach 401/266
 2,085,446 6/1937 Philippe 401/176



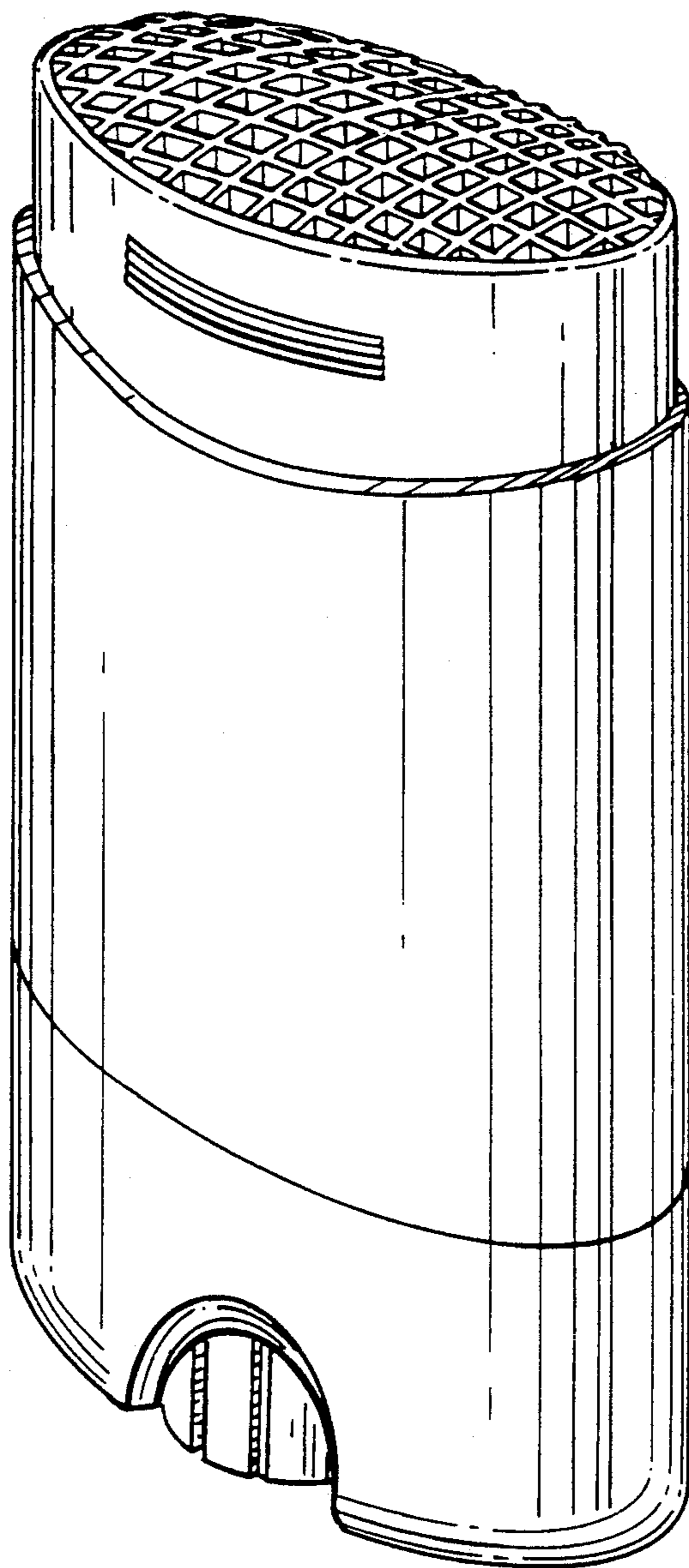


Fig. 1

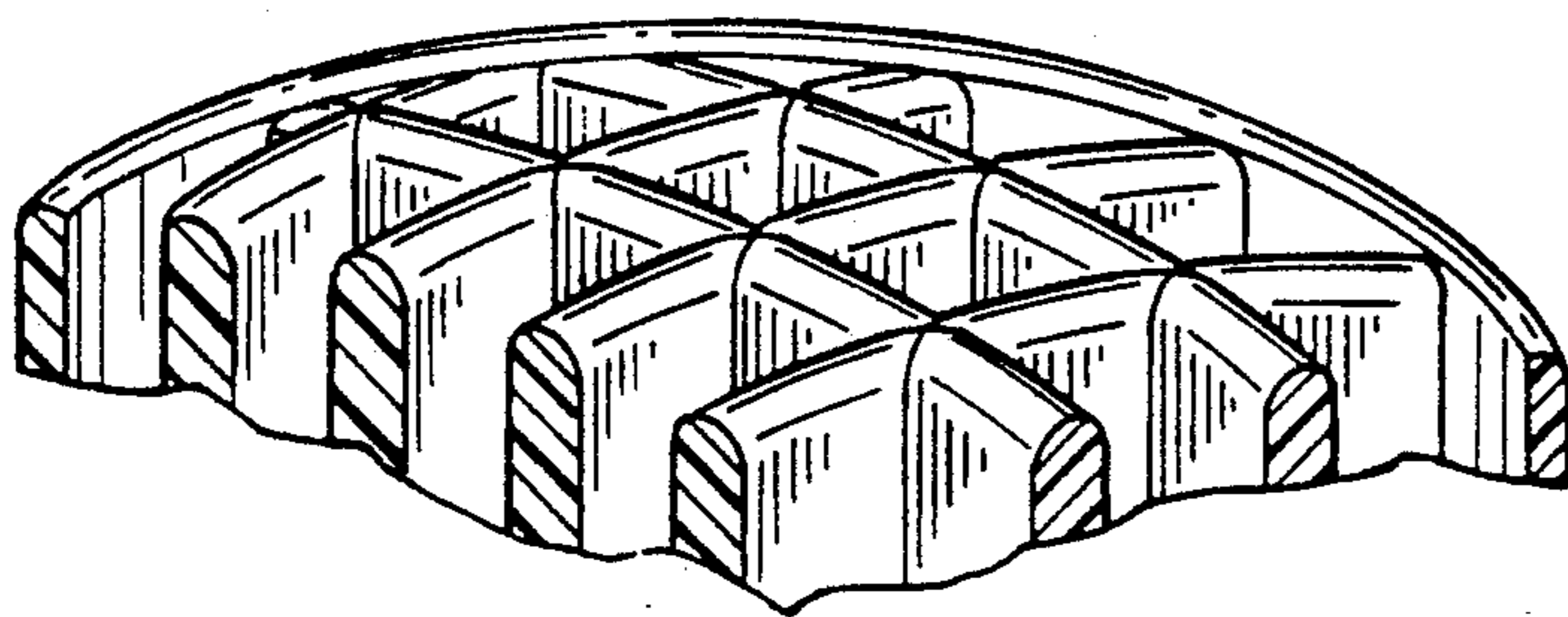


Fig. 6

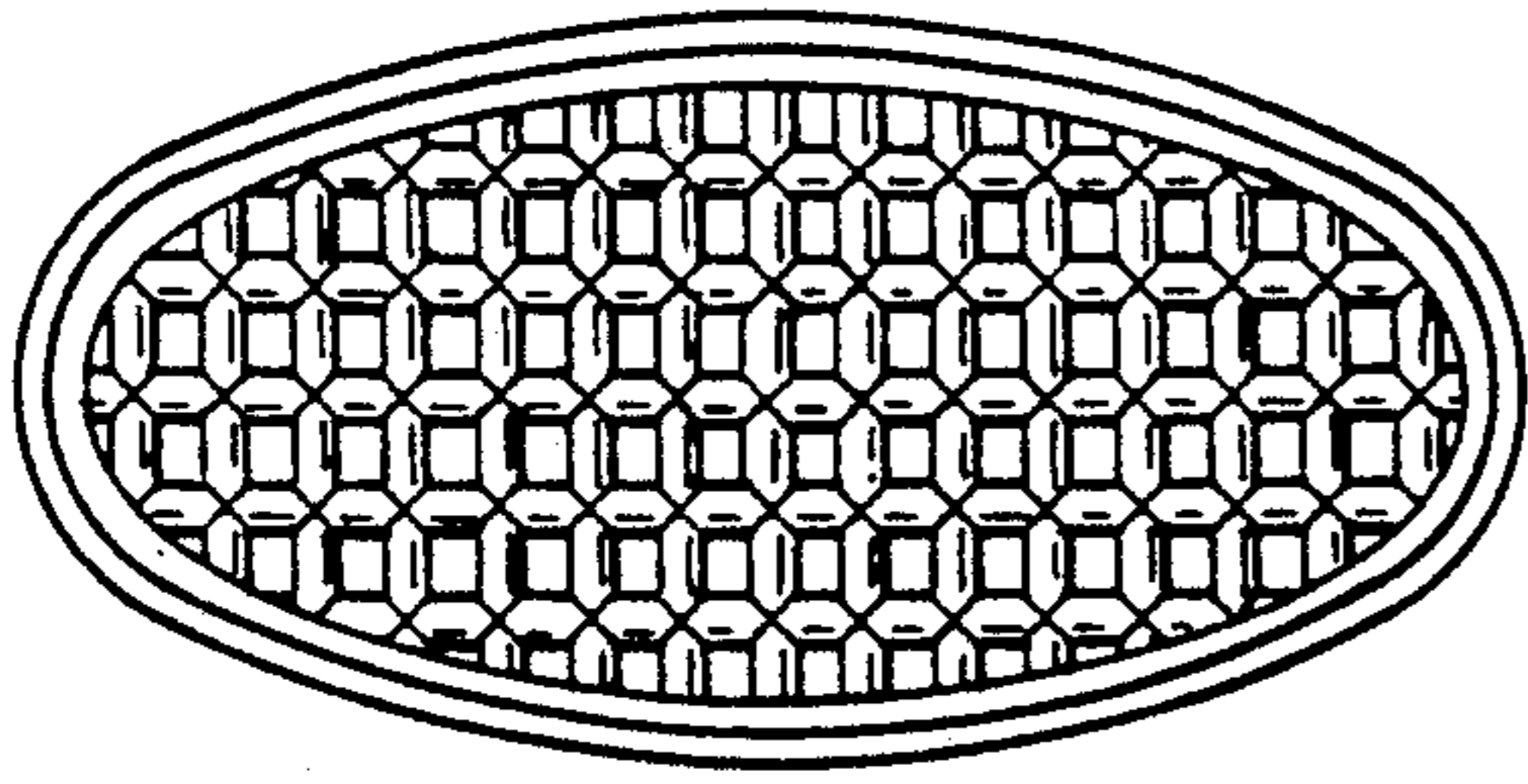


Fig. 4




Fig. 2




Fig. 3

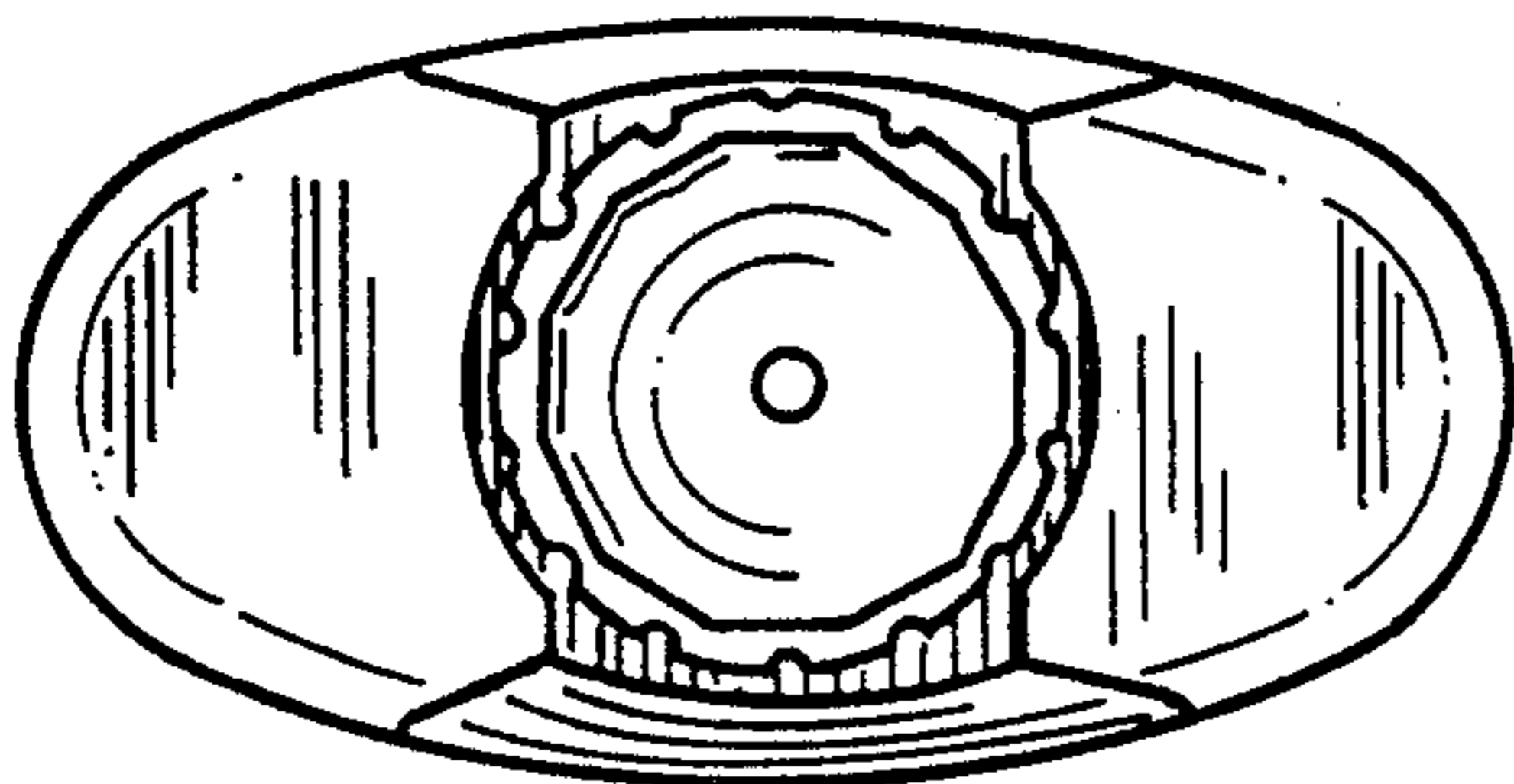


Fig. 5