



US00D331526S

United States Patent [19]

Miller

[11] Patent Number: **Des. 331,526**

[45] Date of Patent: **** Dec. 8, 1992**

[54] **GARDEN STAKE**

[76] Inventor: **Donivan J. Miller, Box 407,
Harrington, Wash. 99134**

[**] Term: **14 Years**

[21] Appl. No.: **615,642**

[22] Filed: **Nov. 19, 1990**

[52] U.S. Cl. **D8/1**

[58] Field of Search **D8/1; 47/47, 1 R, 45,
47/46; 52/102; D21/255**

3,738,060 6/1973 Jillien-Davin 47/47 X
 4,106,233 8/1978 Horowitz .
 4,137,622 2/1979 Mackawa .
 4,164,094 8/1979 Kempka .
 4,170,088 10/1979 Fritz .
 4,361,982 12/1982 Horowitz 47/47 X
 4,745,706 5/1988 Muza et al. 47/47

Primary Examiner—Wallace R. Burke
Assistant Examiner—H. Baynham
Attorney, Agent, or Firm—Terry M. Gernstein

[56] **References Cited**

U.S. PATENT DOCUMENTS

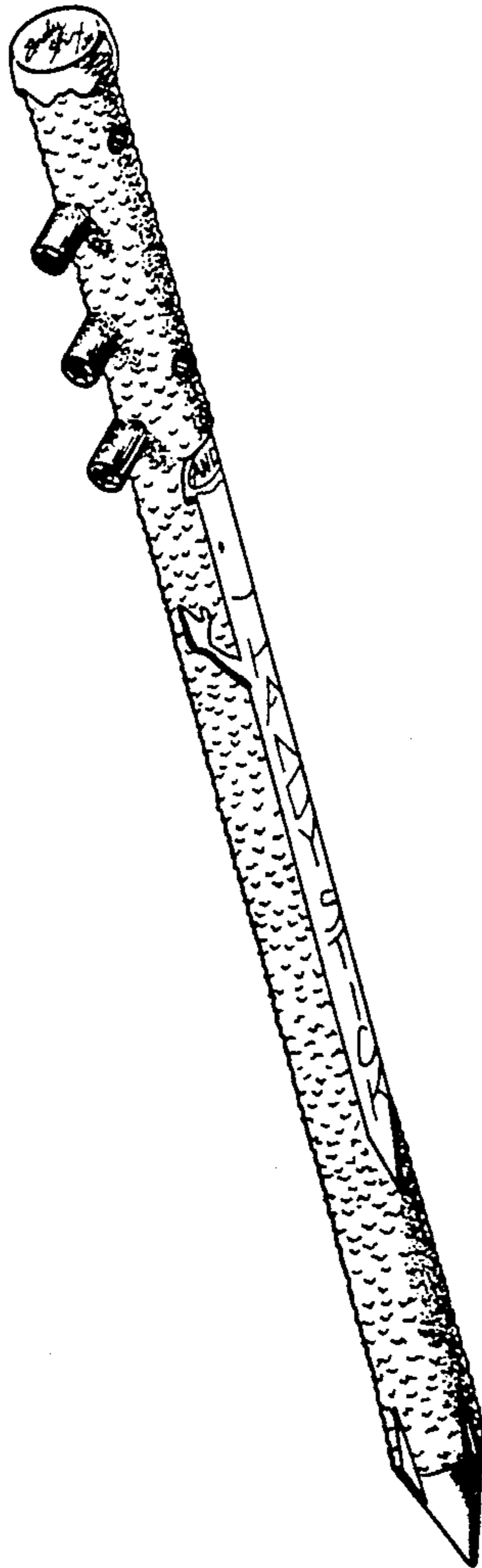
D. 199,084 9/1964 Felgenbaum .
 D. 215,320 9/1969 Mattapan .
 D. 231,628 5/1974 Bartels .
 D. 239,852 5/1976 Stake D8/1
 D. 261,853 11/1981 Gigante .
 D. 293,874 1/1988 Onoue .
 D. 299,374 1/1989 Williams D8/1 X
 1,174,901 3/1916 Schiabile .
 3,188,771 6/1965 Ballai .
 3,345,774 10/1967 Delbuguet .

[57] **CLAIM**

The ornamental design for a garden stake, as shown and described.

DESCRIPTION

FIG. 1 is a perspective view of a garden stake showing my new design;
 FIG. 2 is a front elevational view thereof;
 FIG. 3 is a rear elevational view thereof;
 FIG. 4 is a side elevational view thereof, the side opposite being a mirror image of the side shown in FIG. 4;
 FIG. 5 is a top plan view thereof; and,
 FIG. 6 is a bottom plan view thereof.



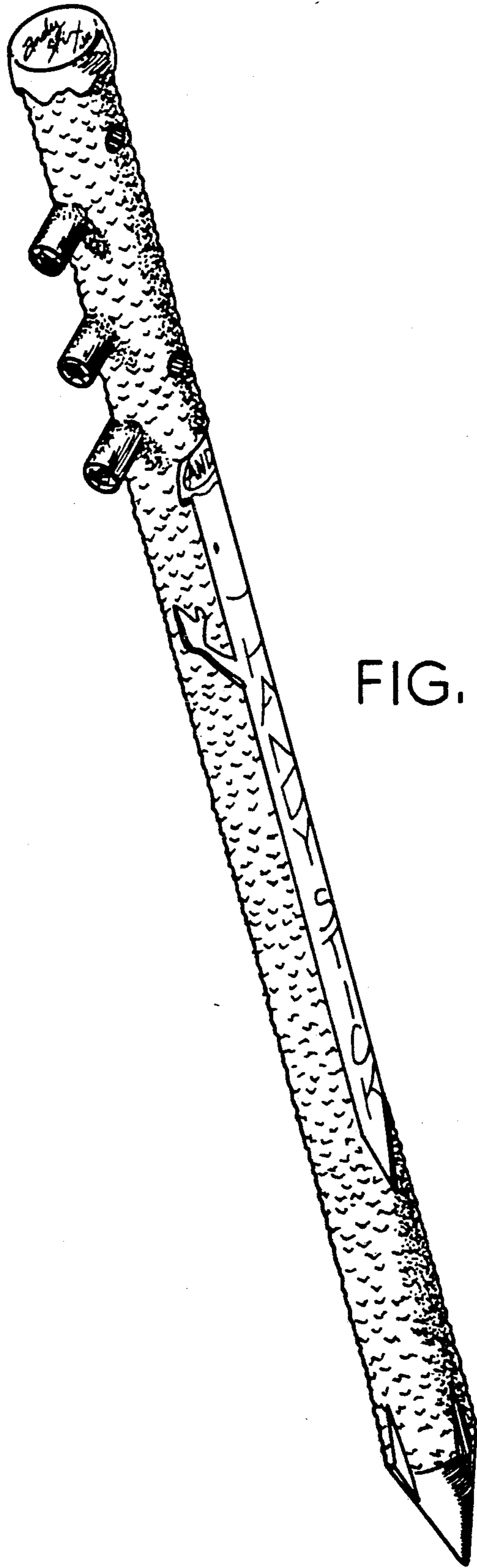


FIG. 1

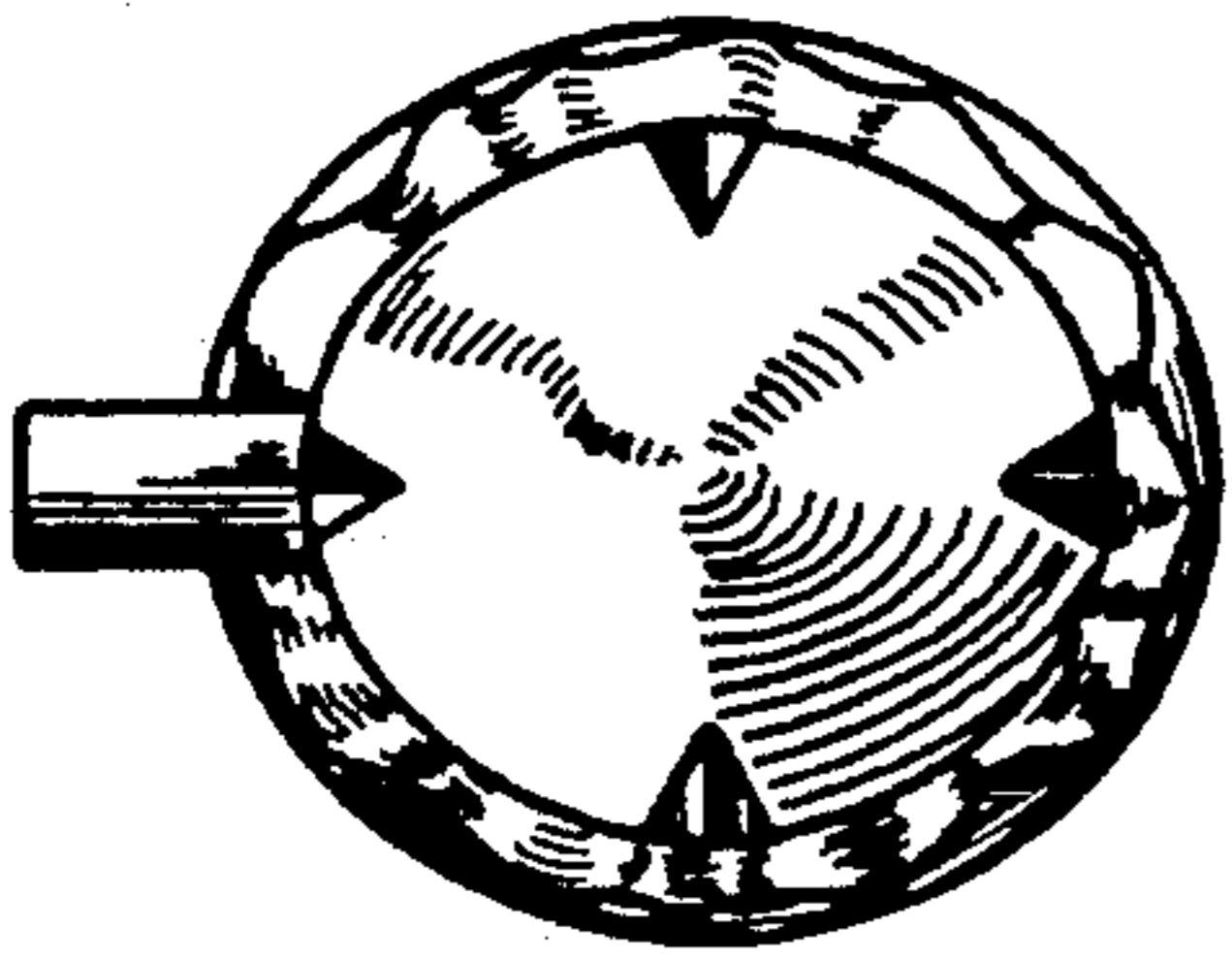


FIG. 5

FIG. 6



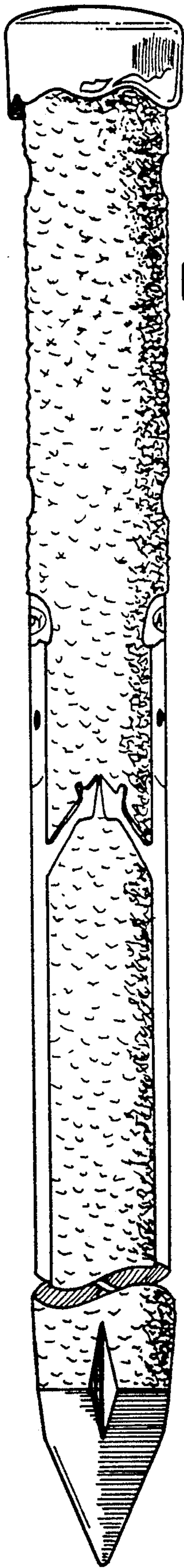


FIG. 4




FIG. 2

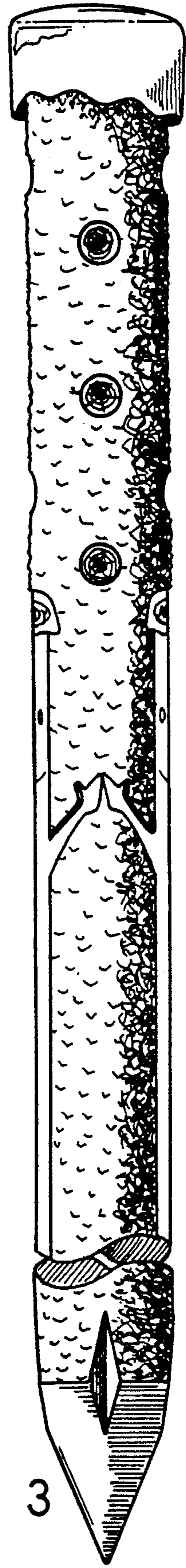


FIG. 3