



US00D331425S

# United States Patent [19]

[11] Patent Number: **Des. 331,425**

Rhyne

[45] Date of Patent: **\*\* Dec. 1, 1992**

[54] **DISPLAY HANGER**

[76] Inventor: **Steven B. Rhyne**, P.O. Box 3718,  
Chattanooga, Tenn. 37404

[\*\*] Term: **14 Years**

[21] Appl. No.: **574,246**

[22] Filed: **Aug. 28, 1990**

[52] U.S. Cl. .... **D20/42; D6/315**

[58] Field of Search ..... **D20/10, 22, 23, 27,  
D20/41, 42, 43; D6/315, 316, 320, 323, 325;  
40/658; 211/113, 119.01, 119.07**

[56] **References Cited**

**U.S. PATENT DOCUMENTS**

D. 193,318	7/1962	Kelley	.....	D6/315
D. 201,936	8/1965	Charak	.....	D6/315
D. 254,644	4/1980	Abramowitz	.....	D6/315
2,857,696	10/1958	Barrow	.....	40/658
3,017,059	1/1962	Dzienisiewicz	.....	D6/319

3,112,848	12/1963	Peach	.....	D6/319
4,155,531	5/1979	Bagne	.....	D6/315
4,240,543	12/1980	McKee	.....	40/661
5,110,019	5/1992	Kolton et al.	.....	D6/315

*Primary Examiner*—Wallace R. Burke  
*Assistant Examiner*—Marcus Jackson  
*Attorney, Agent, or Firm*—Alan Ruderman

[57] **CLAIM**

The ornamental design for a display hanger, as shown and described.

**DESCRIPTION**

FIG. 1 is a front elevational view of a display hanger showing my new design;


FIG. 2 is a rear elevational view thereof;

FIG. 3 is a top plan view thereof;

FIG. 4 is a left side elevational view thereof;

FIG. 5 is a bottom plan view thereof; and,

FIG. 6 is a right side elevational view thereof.






FIG. 1




FIG. 2




FIG. 3



FIG. 5

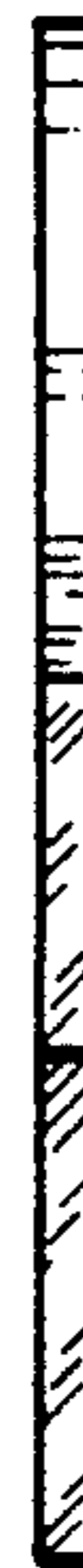


FIG. 4



FIG. 6