



US00D331403S

United States Patent [19]

[11] Patent Number: **Des. 331,403**

Yoshihara

[45] Date of Patent: **** Dec. 1, 1992**

[54] **FACSIMILE**

[75] Inventor: **Tsutomu Yoshihara, Ayase, Japan**

[73] Assignee: **Canon Kabushiki Kaisha, Tokyo, Japan**

[**] Term: **14 Years**

[21] Appl. No.: **727,155**

[22] Filed: **Jul. 9, 1991**

[30] **Foreign Application Priority Data**

Jan. 12, 1991 [JP] Japan 3-358

[52] U.S. Cl. **D14/118**

[58] Field of Search **D14/118, 124, 299; D18/36, 37; 358/400, 401**

[56] **References Cited**

U.S. PATENT DOCUMENTS

- D. 287,364 12/1986 Kando D14/94
- D. 293,673 1/1988 Nishio D14/94
- D. 295,284 4/1988 Kando D14/94
- D. 300,137 3/1989 Kando D14/118
- D. 300,139 3/1989 Nishio D14/118
- D. 304,182 10/1989 Takahashi D14/118
- D. 304,185 10/1989 Yoshihara D14/118
- D. 304,187 10/1989 Komatsu D14/118
- D. 304,723 11/1989 Yoshihara D14/117
- D. 311,914 11/1990 Yoshihara D14/118
- D. 312,252 11/1990 Nishio et al. D14/118

- D. 313,990 1/1991 Hiroki D14/118
- D. 314,956 2/1991 Tsukada D14/118
- D. 315,150 3/1991 Nagata et al. D14/118
- D. 315,340 3/1991 Takahashi D14/118
- D. 315,342 3/1991 Yoshihara D14/118
- D. 315,344 3/1991 Yoshihara D14/118
- D. 315,345 3/1991 Hara et al. D14/118
- D. 315,555 3/1991 Komatsu D14/118
- D. 323,494 1/1992 Kashiwabara et al. D14/118

OTHER PUBLICATIONS

HFD, Aug. 17, 1989, p. 97, Top right-Tote Vision Model HF-300 facsimile.

Primary Examiner—Theodore M. Shooman
Attorney, Agent, or Firm—Fitzpatrick, Cella, Harper & Scinto

[57] **CLAIM**

The ornamental design for a facsimile, as shown and described.

DESCRIPTION

FIG. 1 is a front elevational view of a facsimile showing my new design;
FIG. 2 is a rear elevational view thereof;
FIG. 3 is a top plan view thereof;
FIG. 4 is a bottom plan view thereof;
FIG. 5 is a left side elevational view thereof;
FIG. 6 is a right side elevational view thereof; and,
FIG. 7 is a perspective view thereof.

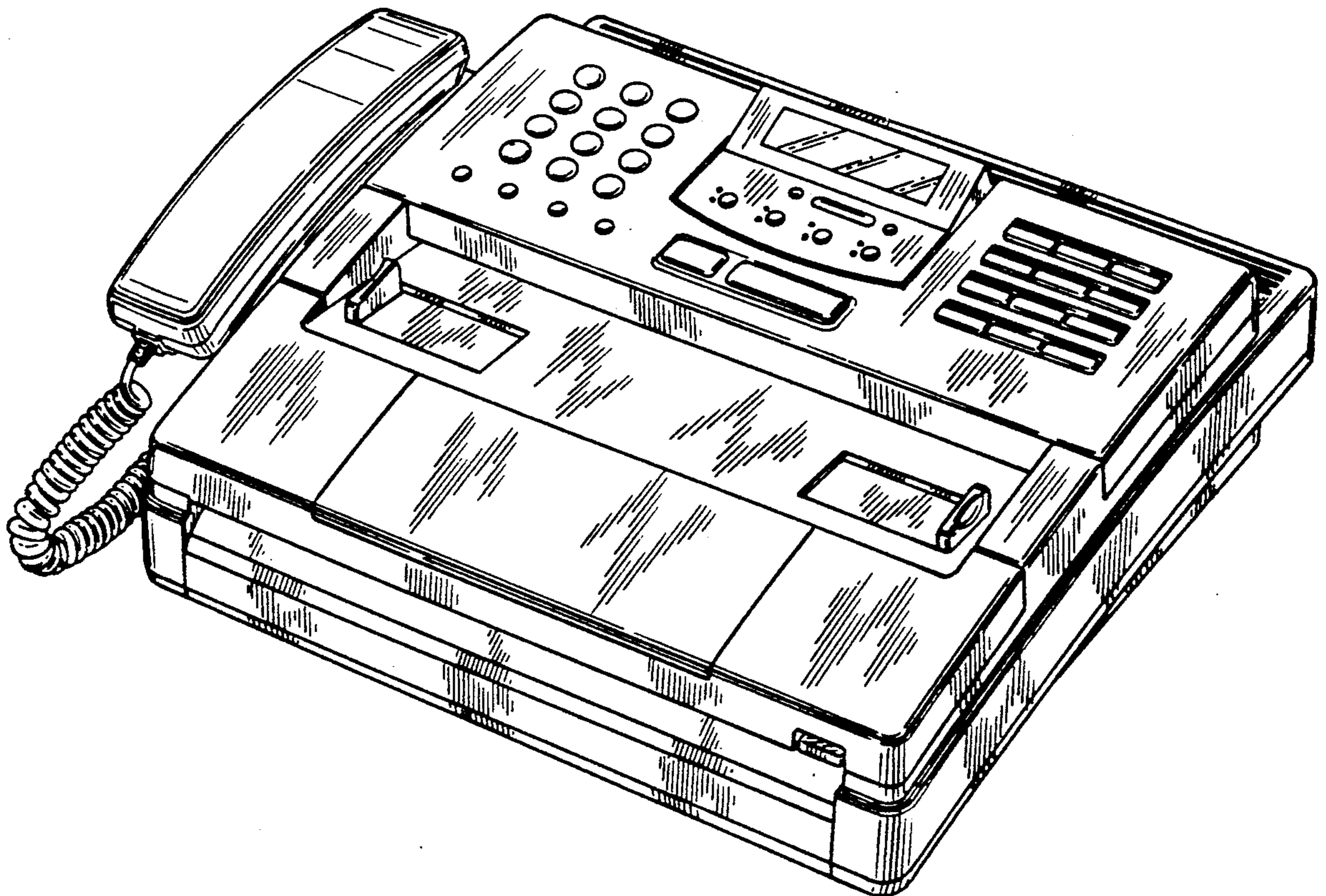


FIG. 1

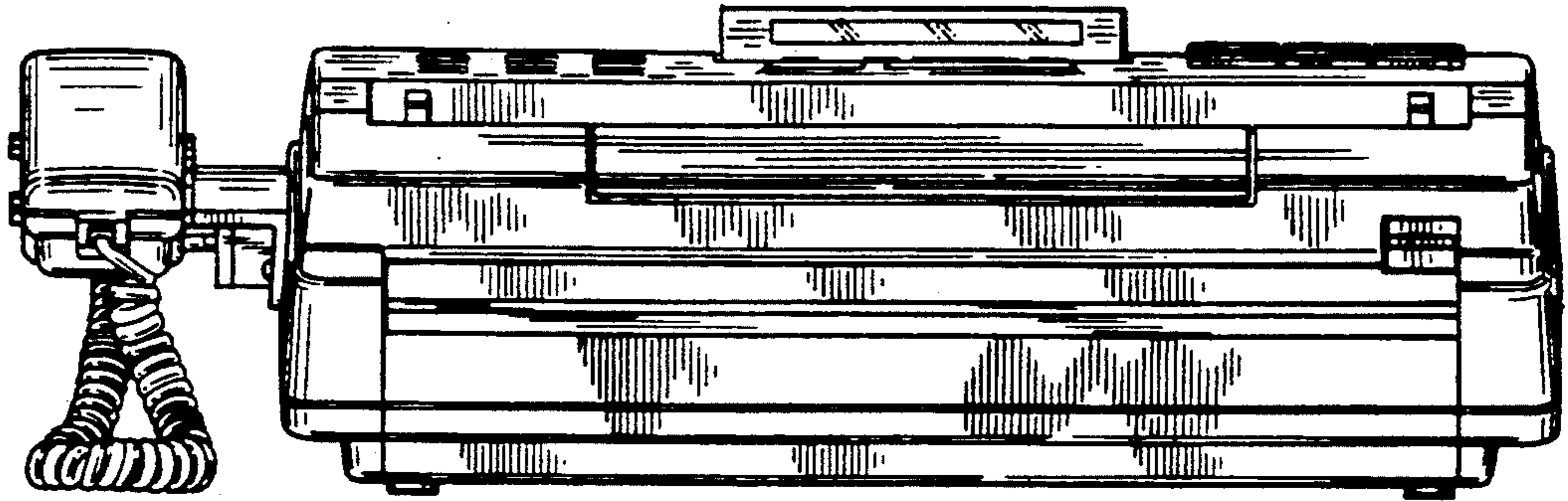


FIG. 2

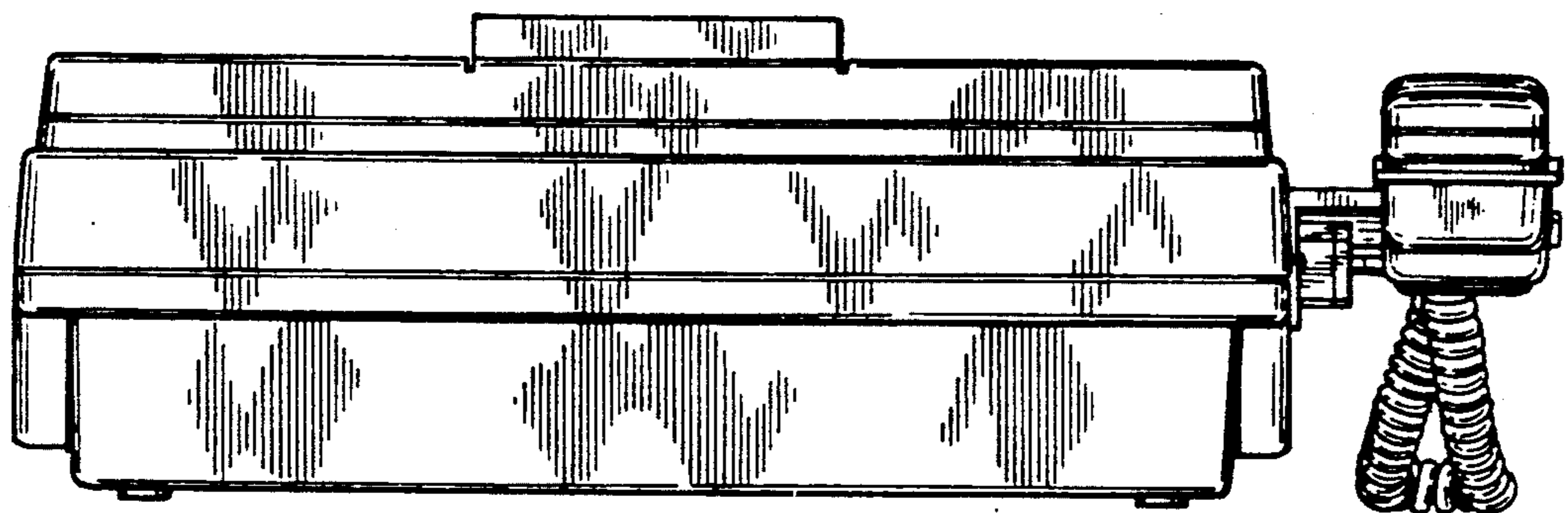


FIG. 3

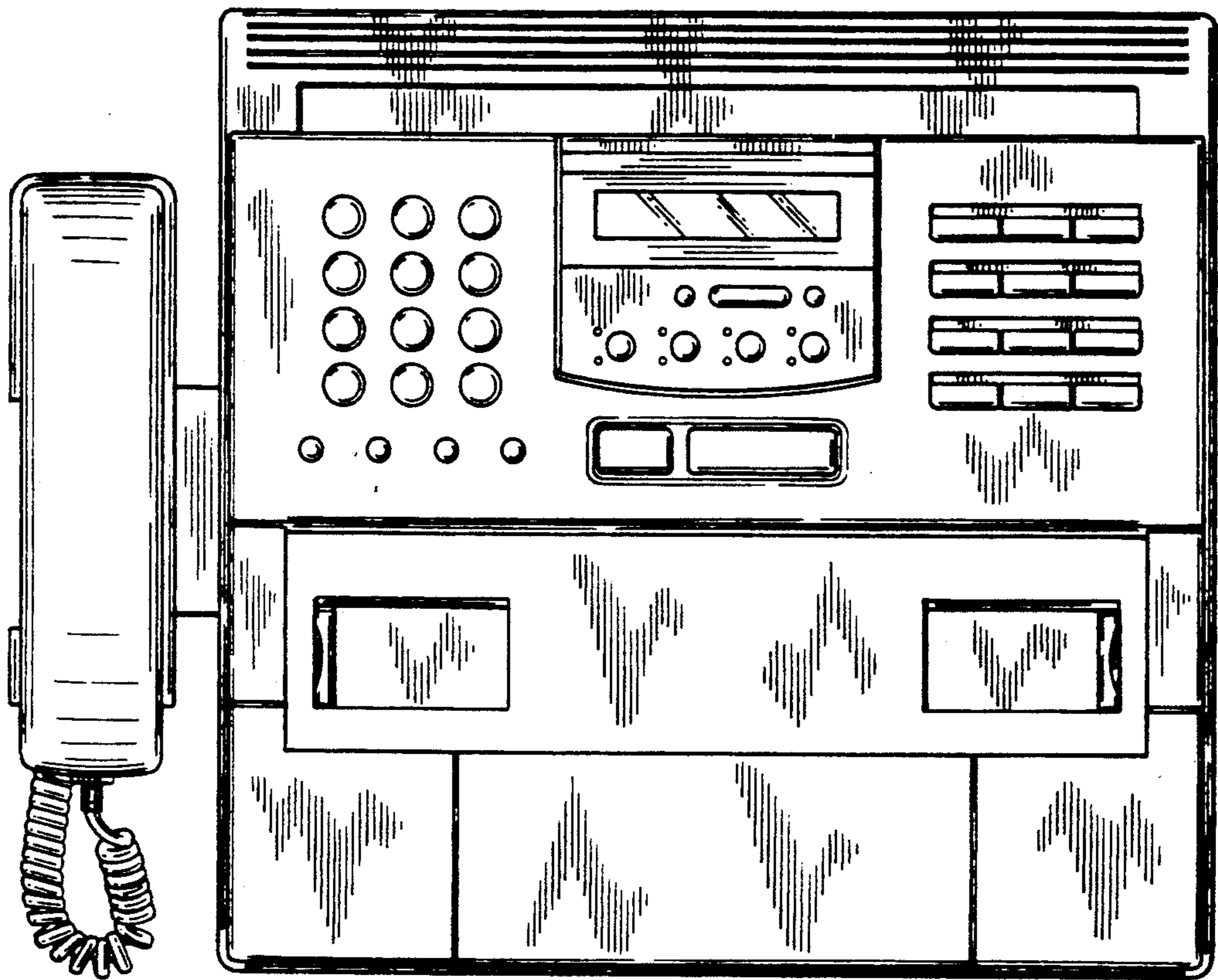


FIG. 4

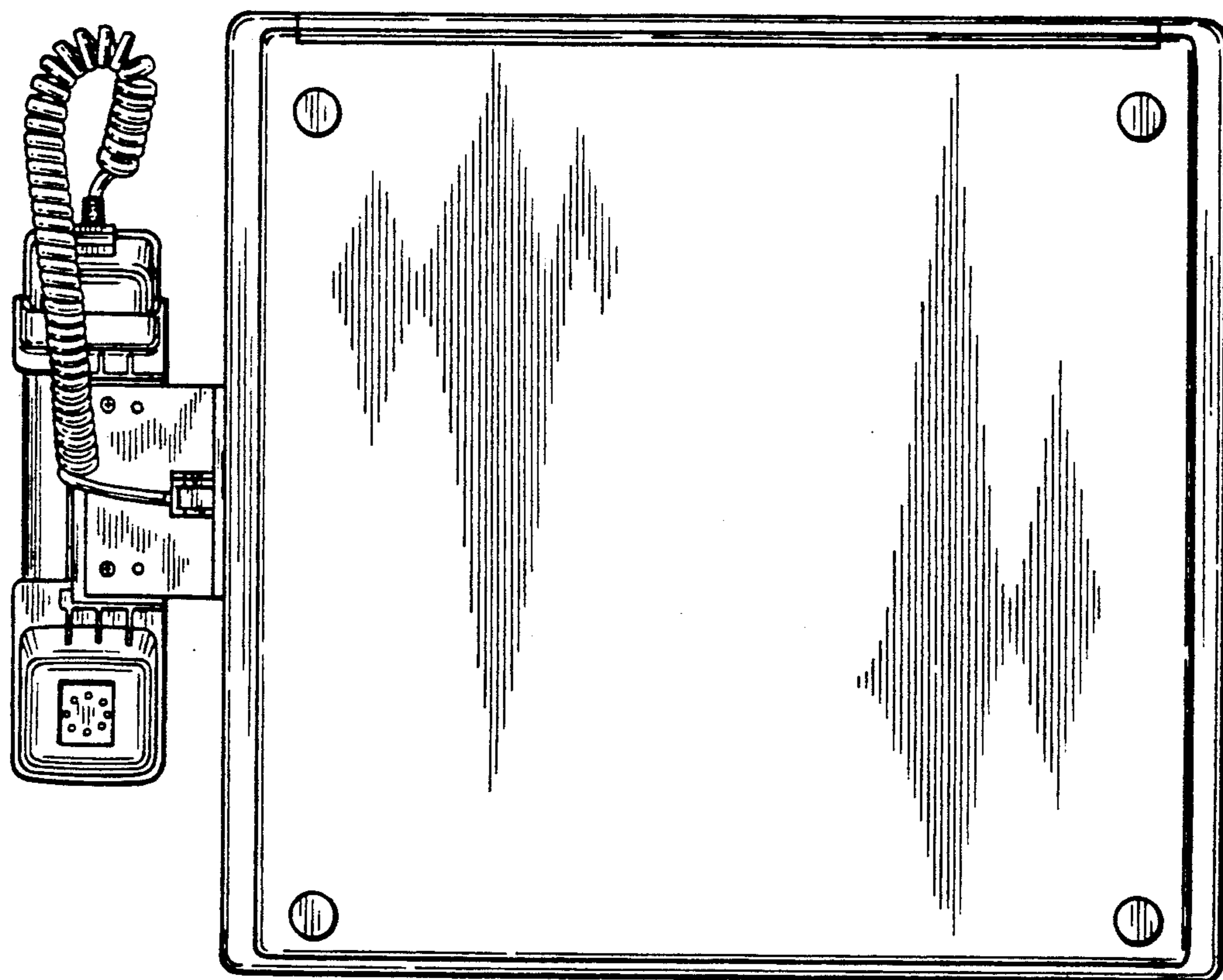


FIG. 5

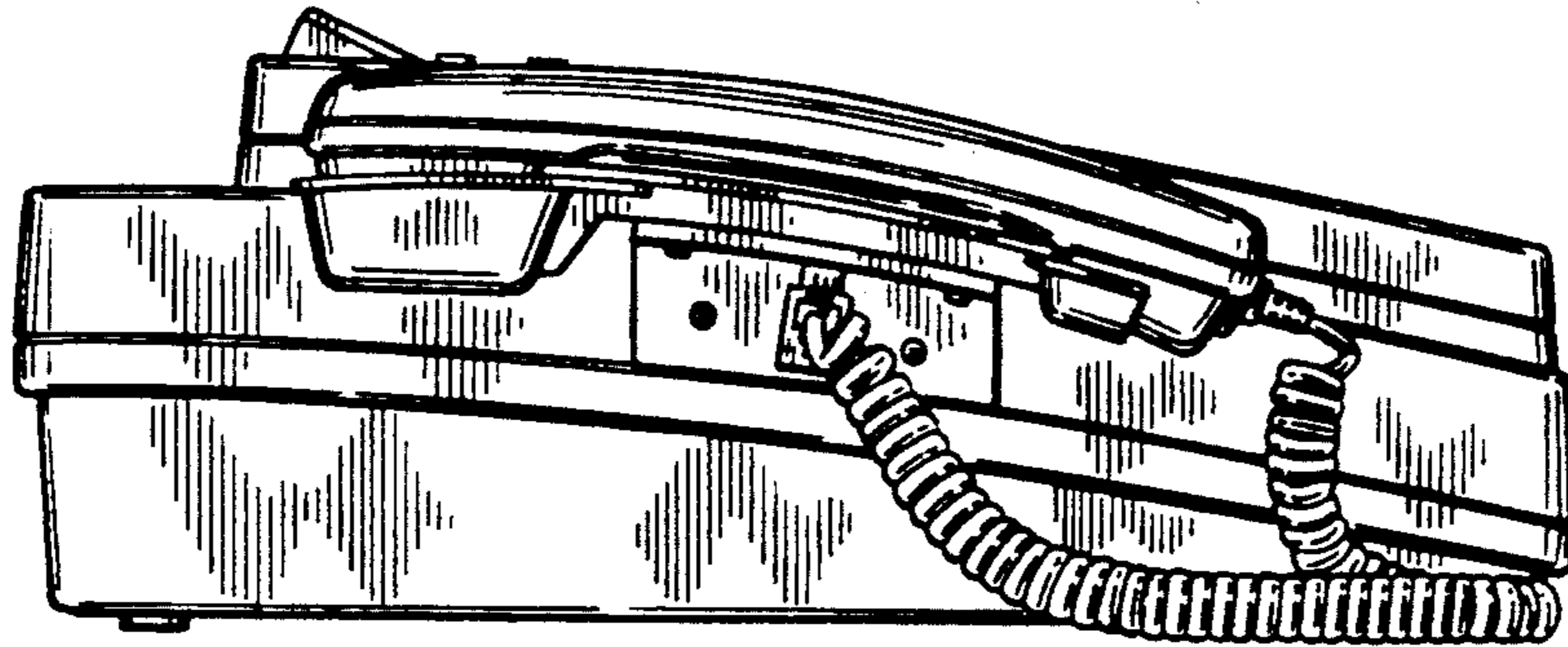


FIG. 6

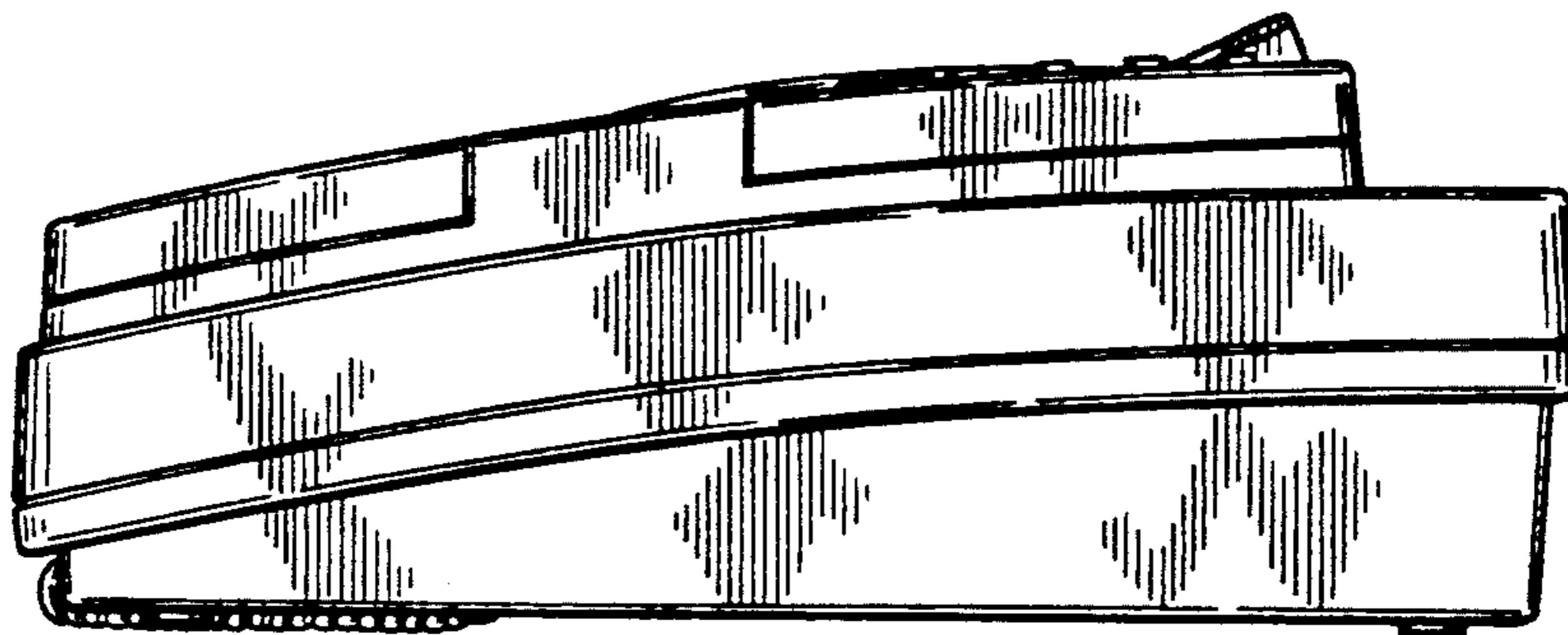


FIG. 7

