



US00D331402S

United States Patent [19]

[11] Patent Number: **Des. 331,402**

Komatsu

[45] Date of Patent: **** Dec. 1, 1992**

[54] **FACSIMILE TRANSMITTER-RECEIVER**

[75] Inventor: **Hiroshi Komatsu, Yokohama, Japan**

[73] Assignee: **Canon Kabushiki Kaisha, Tokyo, Japan**

[**] Term: **14 Years**

[21] Appl. No.: **718,845**

[22] Filed: **Jun. 17, 1991**

[30] Foreign Application Priority Data

Dec. 21, 1990 [JP] Japan 2-42787

[52] U.S. Cl. **D14/118**

[58] Field of Search **D14/118, 124, 299; D18/36, 37; 358/400, 401**

[56] References Cited

U.S. PATENT DOCUMENTS

D. 287,364	12/1986	Kando	D14/94
D. 293,673	1/1988	Nishio	D14/94
D. 295,284	4/1988	Kando	D14/94
D. 300,137	3/1989	Kando	D14/118
D. 300,139	3/1989	Nishio	D14/118
D. 304,182	10/1989	Takahashi	D14/118
D. 304,185	10/1989	Yoshihara	D14/118
D. 304,187	10/1989	Komatsu	D14/118
D. 304,723	11/1989	Yoshihara	D14/117
D. 311,914	11/1990	Yoshihara	D14/118
D. 312,079	11/1990	Komatsu	D14/118
D. 312,252	11/1990	Nishio et al.	D14/118

D. 313,990	1/1991	Hiroki	D14/118
D. 314,956	2/1991	Tsukada	D14/118
D. 315,150	3/1991	Nagata et al.	D14/118
D. 315,340	3/1991	Takahashi	D14/118
D. 315,341	3/1991	Komatsu	D14/118
D. 315,342	3/1991	Yoshihara	D14/118
D. 315,344	3/1991	Yoshihara	D14/118
D. 315,345	3/1991	Hara et al.	D14/118
D. 315,555	3/1991	Komatsu	D14/118
D. 315,726	3/1991	Inukai	D14/118
D. 323,494	1/1992	Kashiwabara et al.	D14/118

OTHER PUBLICATIONS

HFD, Jul. 17, 1989, p. 97, top right—Tote Vision Model HF-300 facsimile.

Primary Examiner—Theodore M. Shooman
Attorney, Agent, or Firm—Fitzpatrick, Cella, Harper & Scinto

[57] CLAIM

The ornamental design for a facsimile transmitter-receiver, as shown and described.

DESCRIPTION

FIG. 1 is a front elevational view of a facsimile transmitter-receiver showing my new design; FIG. 2 is a rear elevational view thereof; FIG. 3 is a top plan view thereof; FIG. 4 is a bottom plan view thereof; FIG. 5 is a left side elevational view thereof; FIG. 6 is a right side elevational view thereof; and, FIG. 7 is a perspective view thereof.

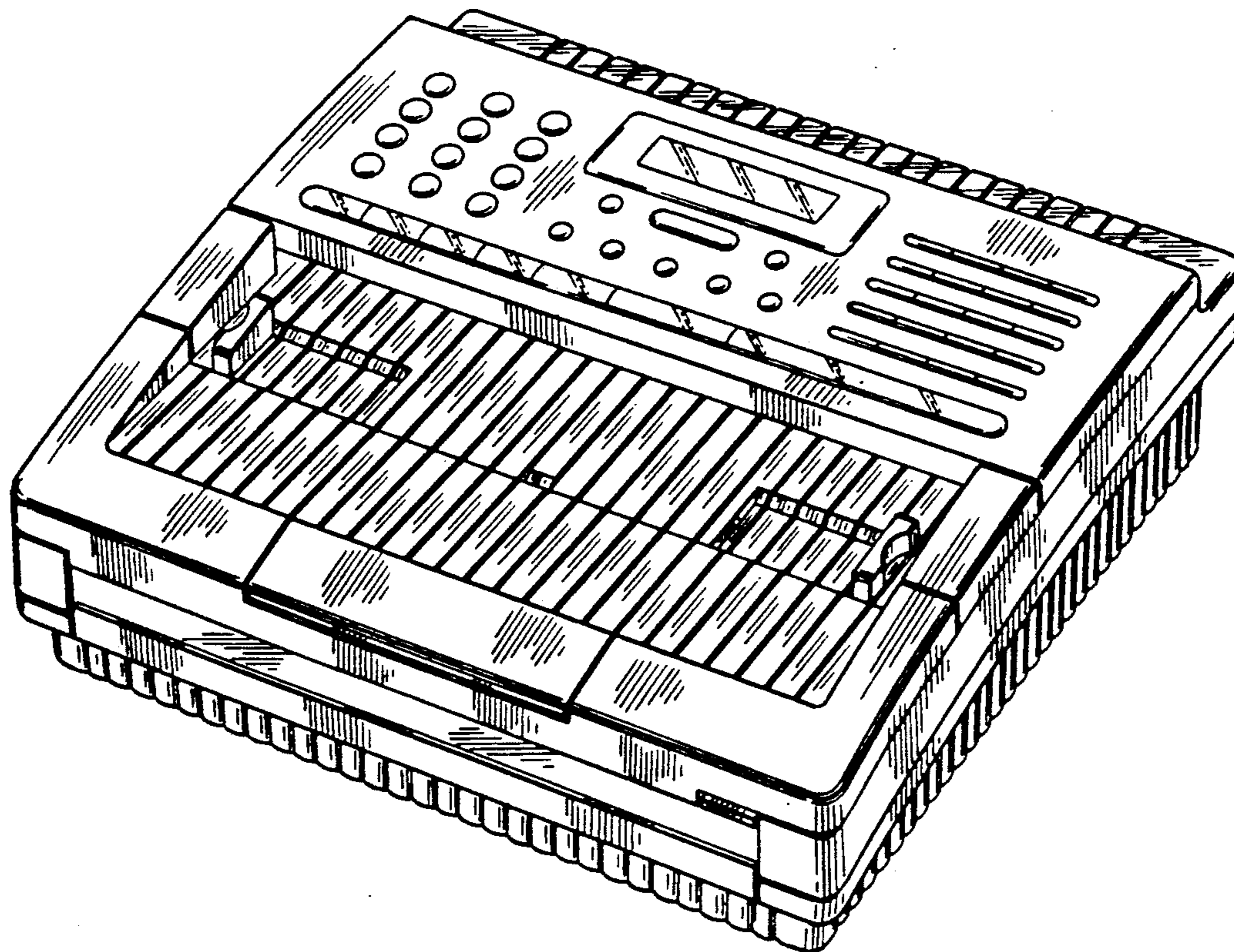


FIG. 1

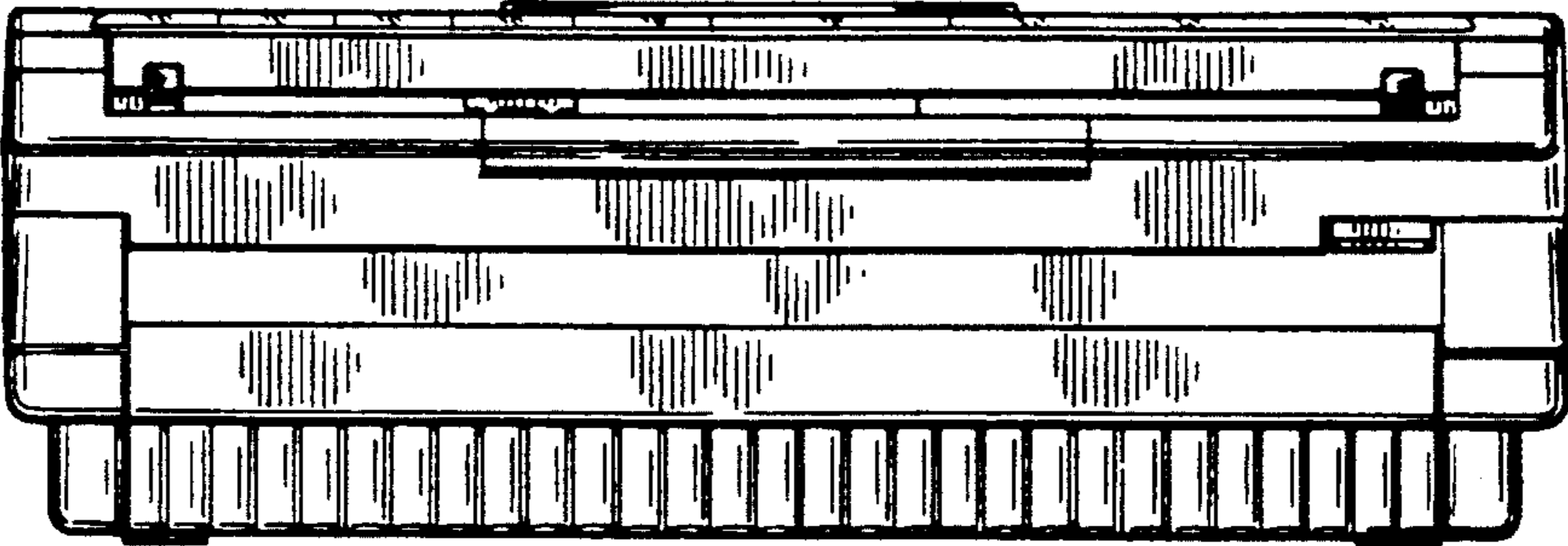


FIG. 2

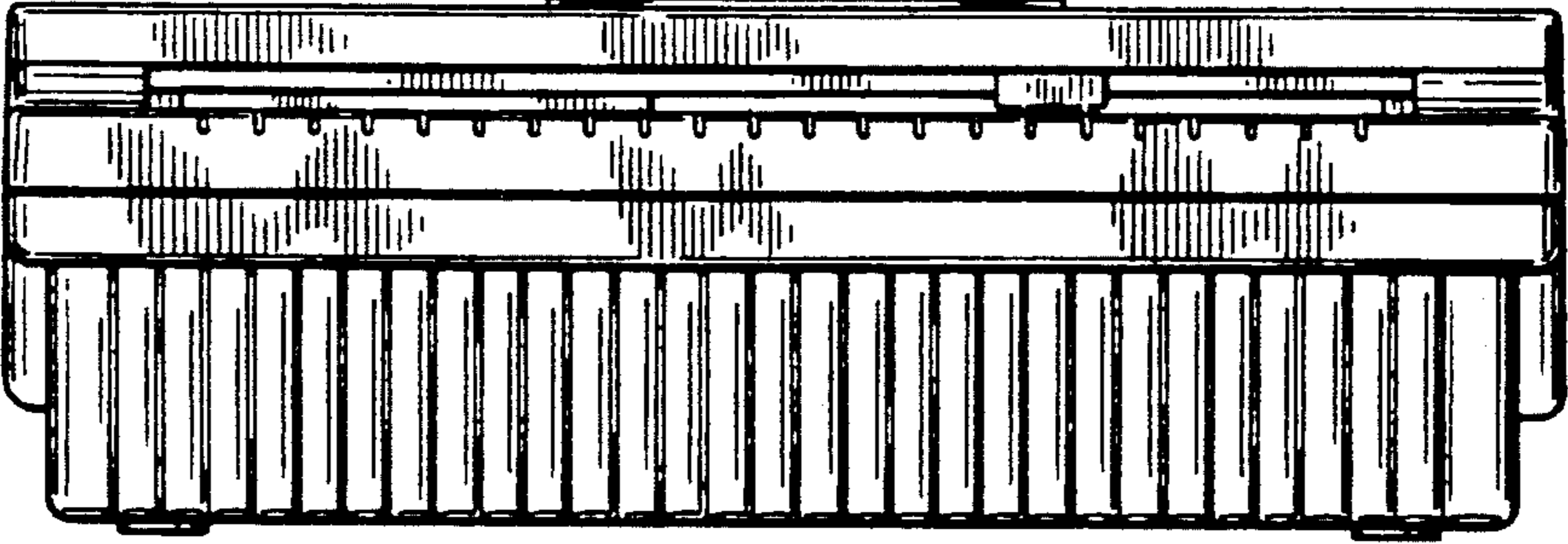


FIG. 3

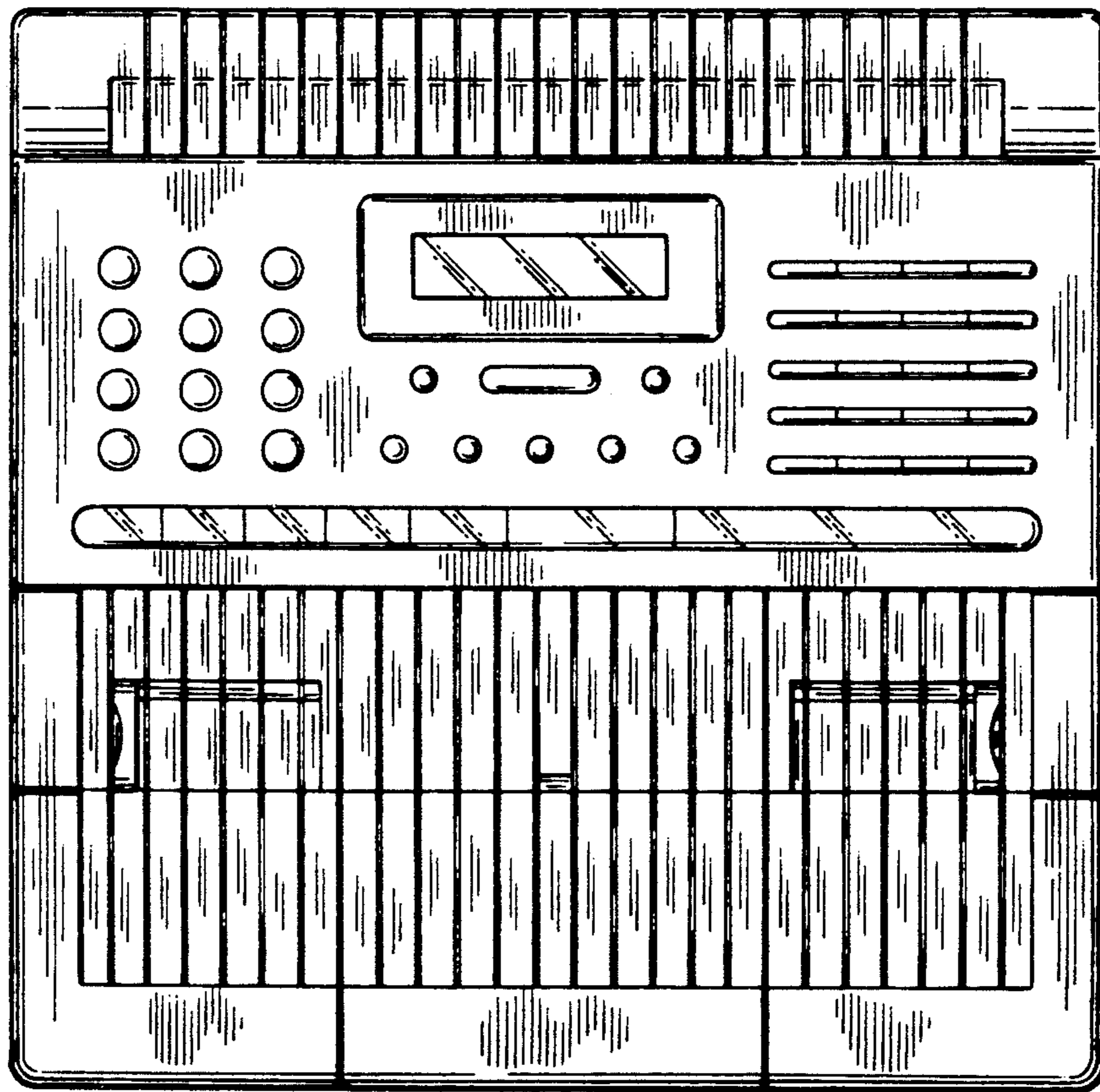


FIG. 4

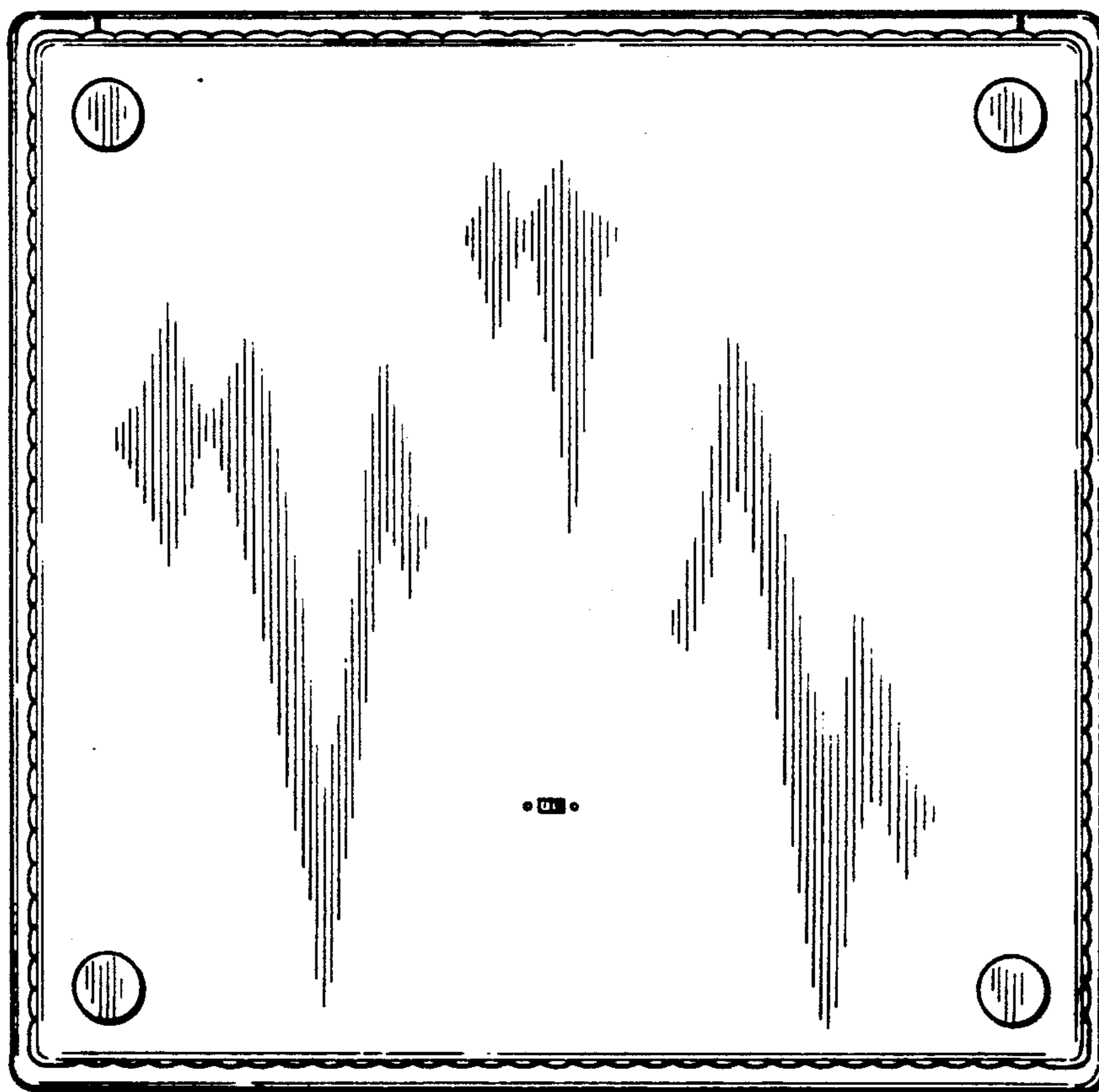


FIG. 5

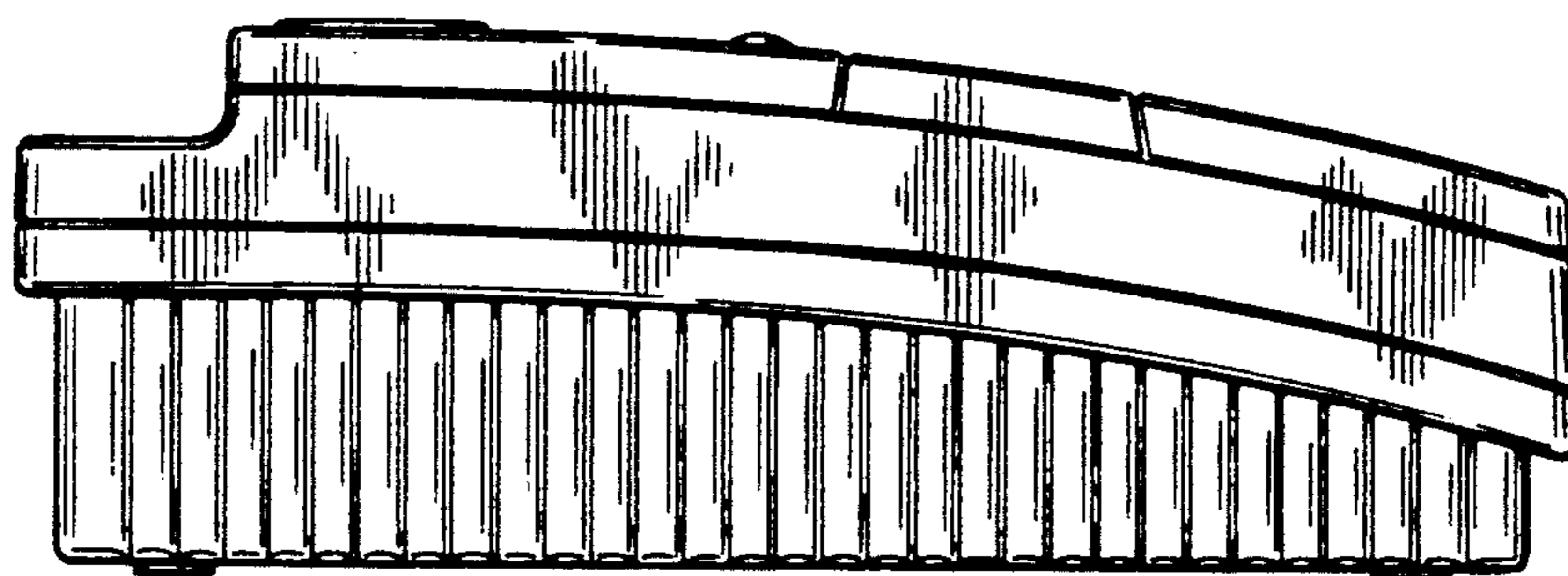


FIG. 6

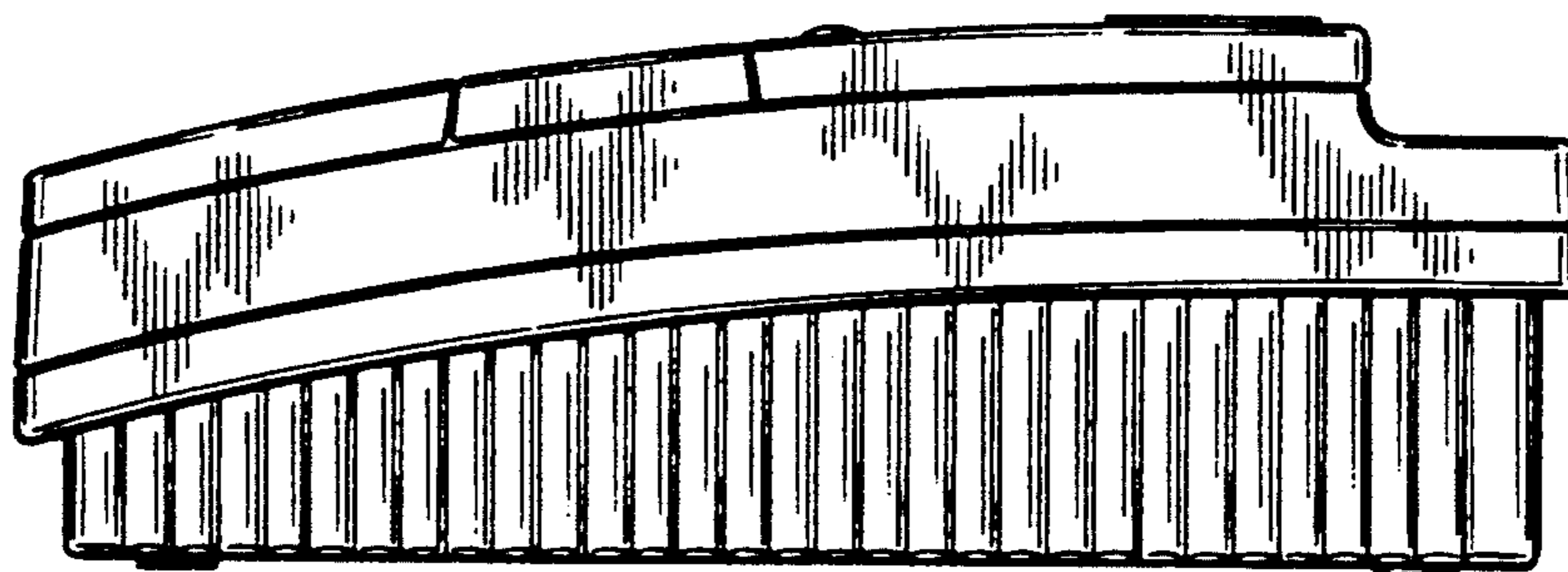


FIG. 7

