



US00D331401S

United States Patent [19]

[11] Patent Number: **Des. 331,401**

Takeuchi

[45] Date of Patent: **** Dec. 1, 1992**

[54] **FACSIMILE TRANSMITTER-RECEIVER**

[75] Inventor: **Motoaki Takeuchi**, Yokohama, Japan

[73] Assignee: **Canon Kabushiki Kaisha**, Tokyo, Japan

[**] Term: **14 Years**

[21] Appl. No.: **778,613**

[22] Filed: **Oct. 18, 1991**

[30] **Foreign Application Priority Data**

Apr. 27, 1991 [JP] Japan 3-12674

[52] U.S. Cl. **D14/118**

[58] Field of Search D14/118, 124, 299;
D18/36, 37; 358/400, 401

[56] **References Cited**

U.S. PATENT DOCUMENTS

- D. 287,364 12/1986 Kando D14/94
- D. 293,673 1/1988 Nishio D14/94
- D. 295,284 4/1988 Kando D14/94
- D. 300,137 3/1989 Kando D14/118
- D. 300,139 3/1989 Nishio D14/118
- D. 301,581 6/1989 Watanabe D14/118
- D. 304,182 10/1989 Takahashi D14/118
- D. 304,185 10/1989 Yoshihara D14/118
- D. 304,186 10/1989 Kojima D14/118
- D. 304,187 10/1989 Komatsu D14/118
- D. 304,723 11/1989 Yoshihara D14/117

- D. 311,914 11/1990 Yoshihara D14/118
- D. 312,252 11/1990 Nishio et al. D14/118
- D. 312,253 11/1990 Yoshihara D14/118
- D. 313,992 1/1991 Suge D14/118
- D. 315,338 3/1991 Yoshihara D14/118
- D. 315,340 3/1991 Takahashi D14/118
- D. 315,342 3/1991 Yoshihara D14/118
- D. 315,344 3/1991 Yoshihara D14/118
- D. 315,555 3/1991 Komatsu D14/118
- D. 315,726 3/1991 Inukai D14/118
- D. 318,485 7/1991 Hikawa et al. D18/37

OTHER PUBLICATIONS

The Office, May 1988, p. 75, Omnifax facsimile.

Primary Examiner—Theodore M. Shooman
Attorney, Agent, or Firm—Fitzpatrick, Cella, Harper & Scinto

[57] **CLAIM**

The ornamental design for a facsimile transmitter-receiver, as shown and described.

DESCRIPTION

FIG. 1 is a front elevational view of a facsimile transmitter-receiver showing my new design; FIG. 2 is a rear elevational view thereof; FIG. 3 is a top plan view thereof; FIG. 4 is a bottom plan view thereof; FIG. 5 is a left side elevational view thereof; FIG. 6 is a right side elevational view thereof; and, FIG. 7 is a perspective view thereof.




FIG. 1

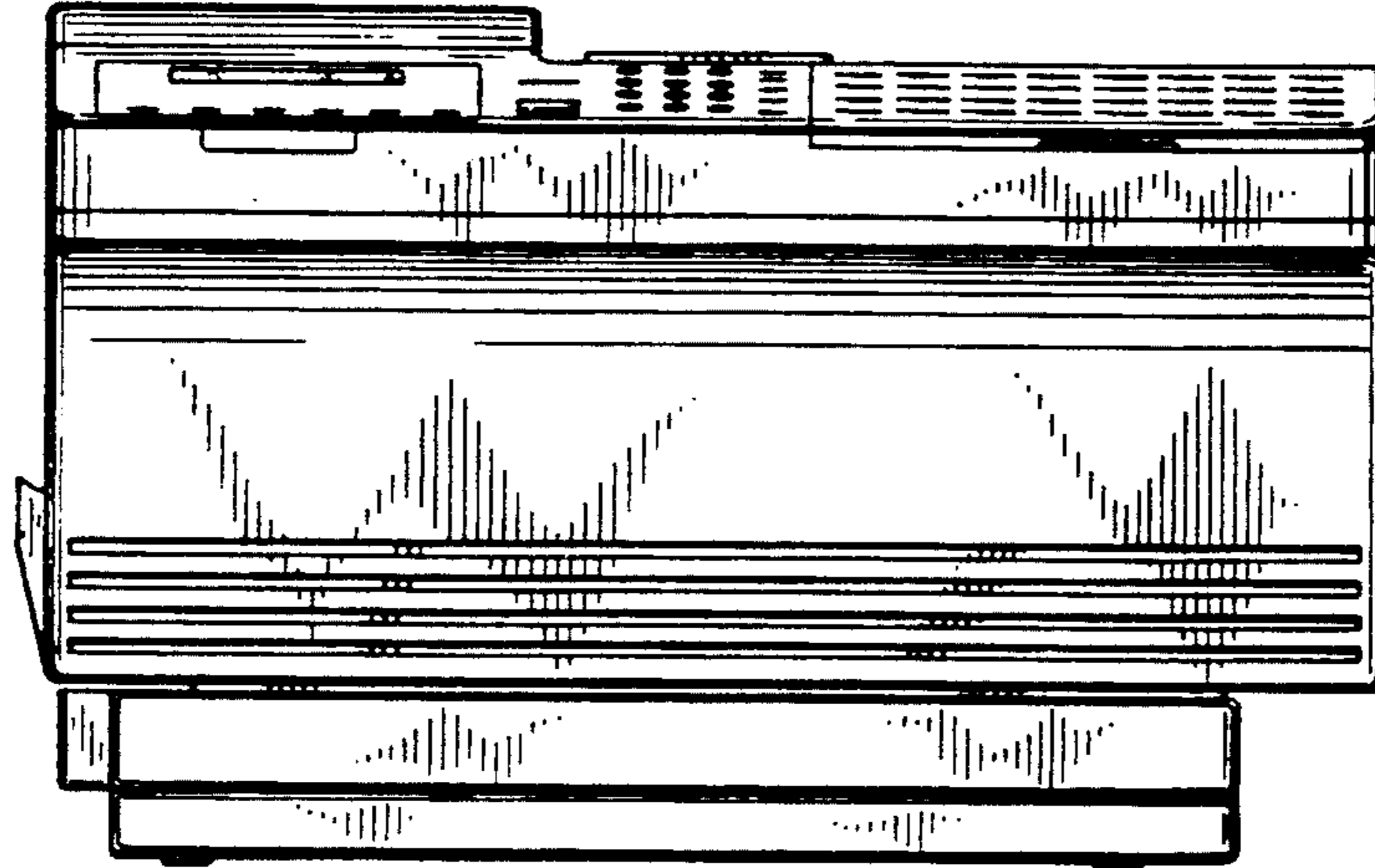


FIG. 2

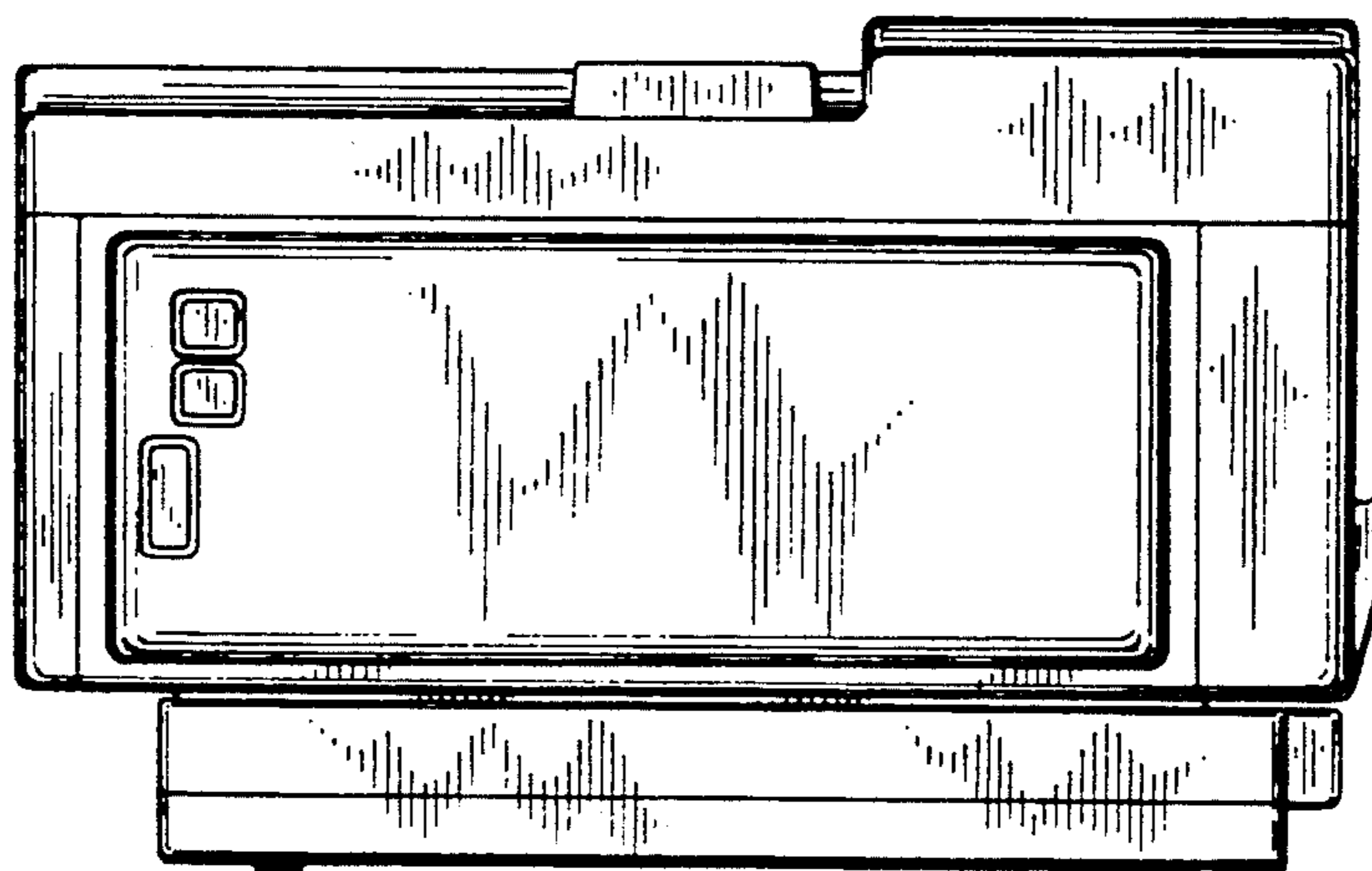


FIG. 3

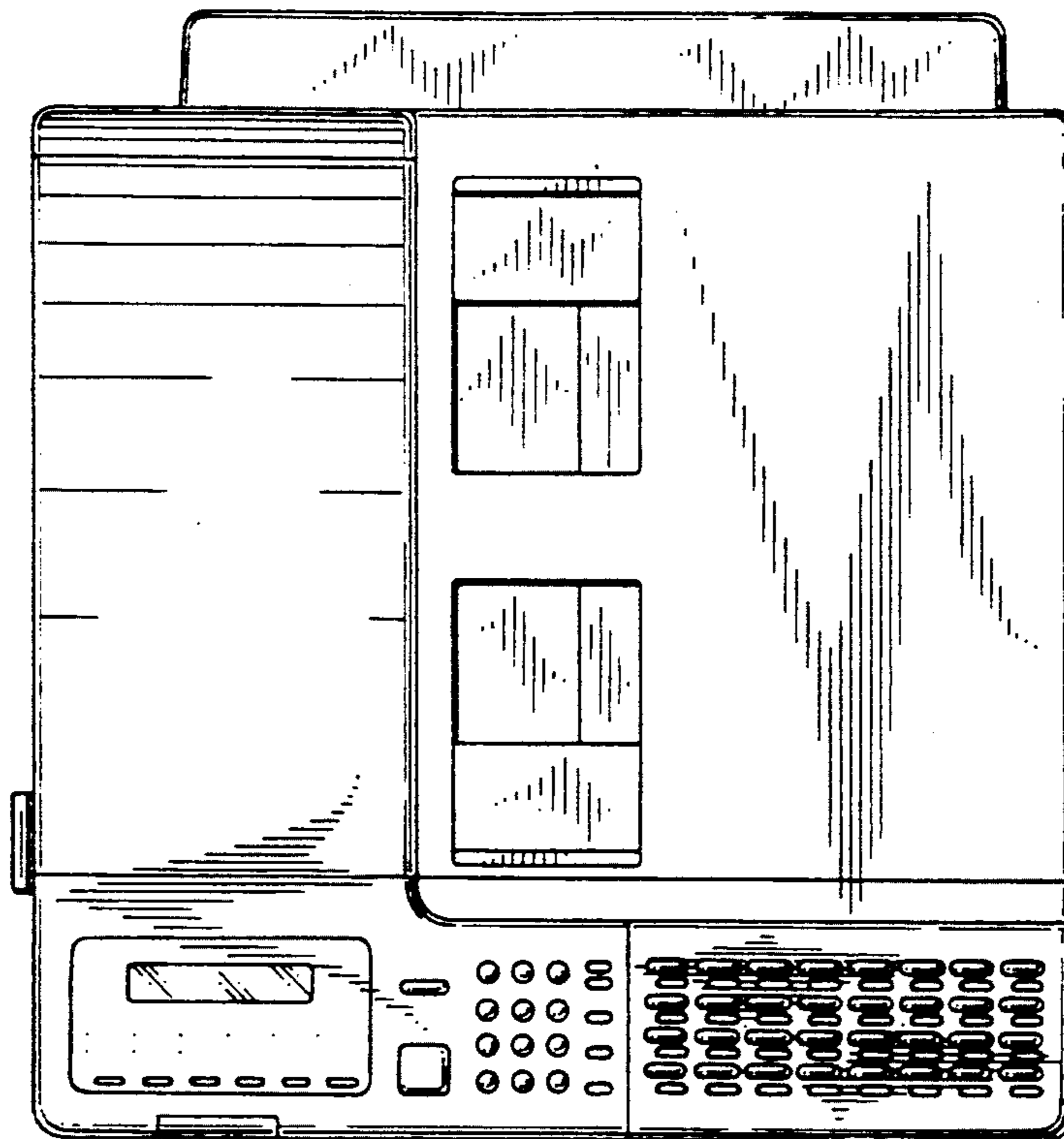


FIG. 4

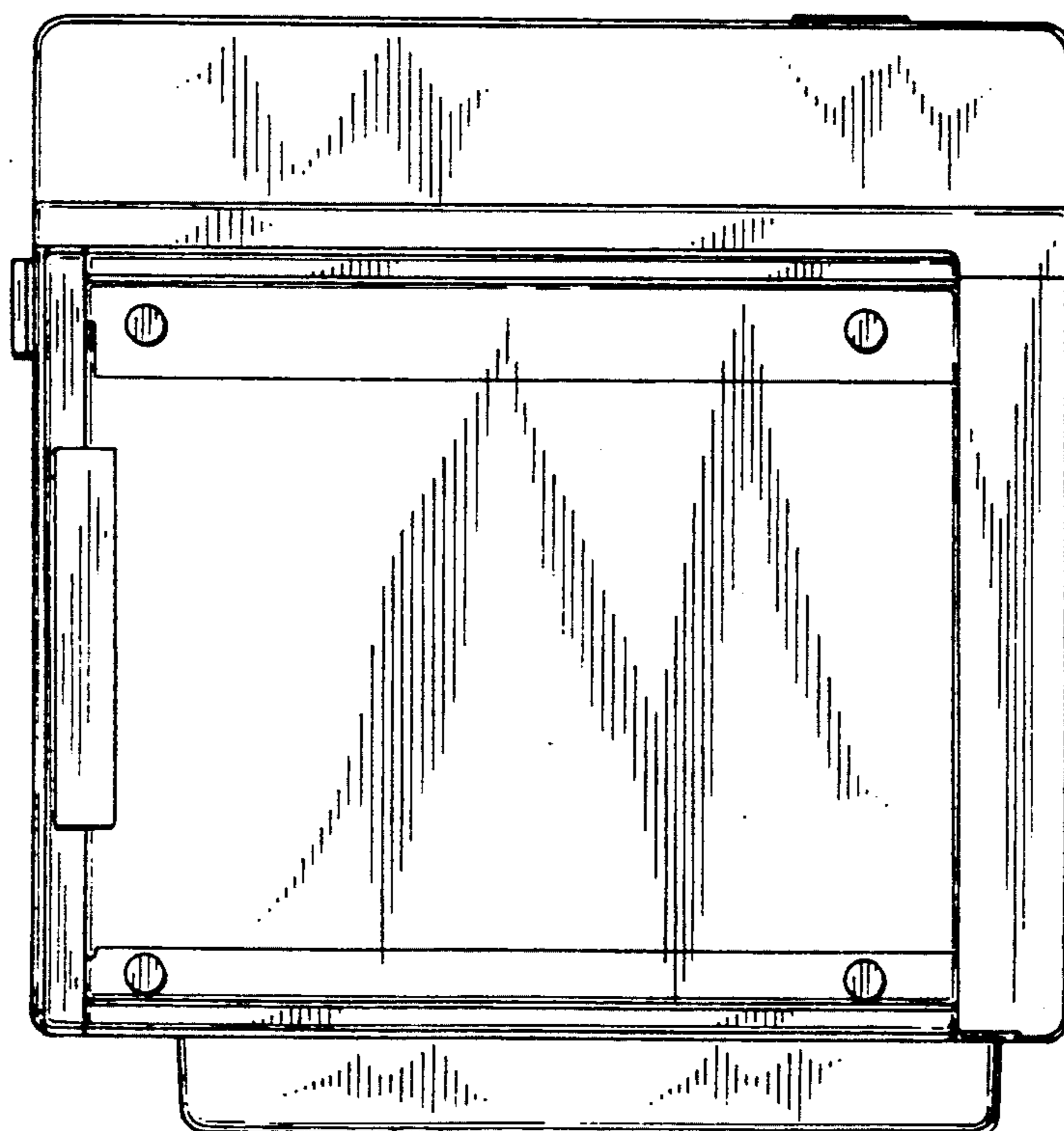


FIG. 5

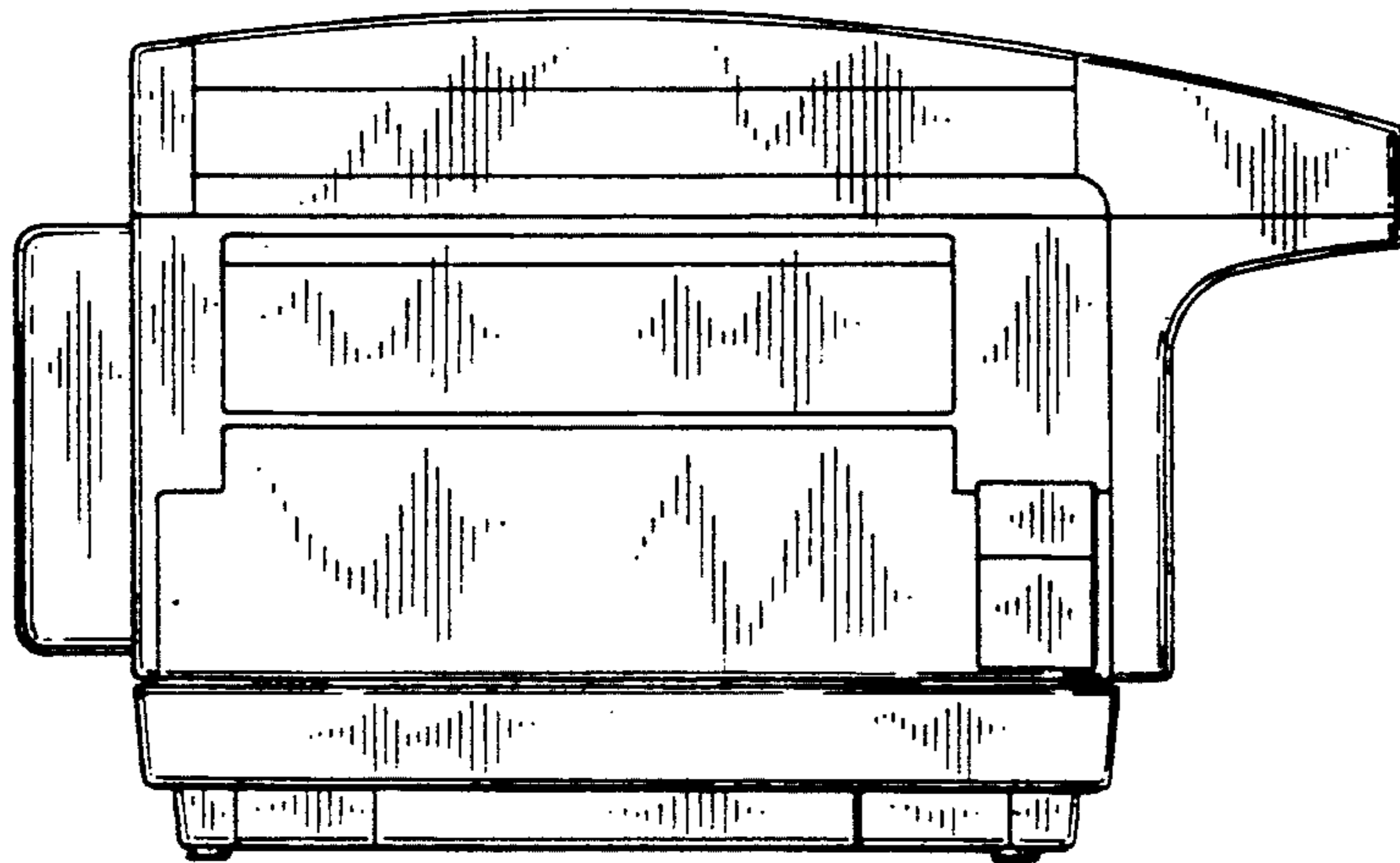


FIG. 6

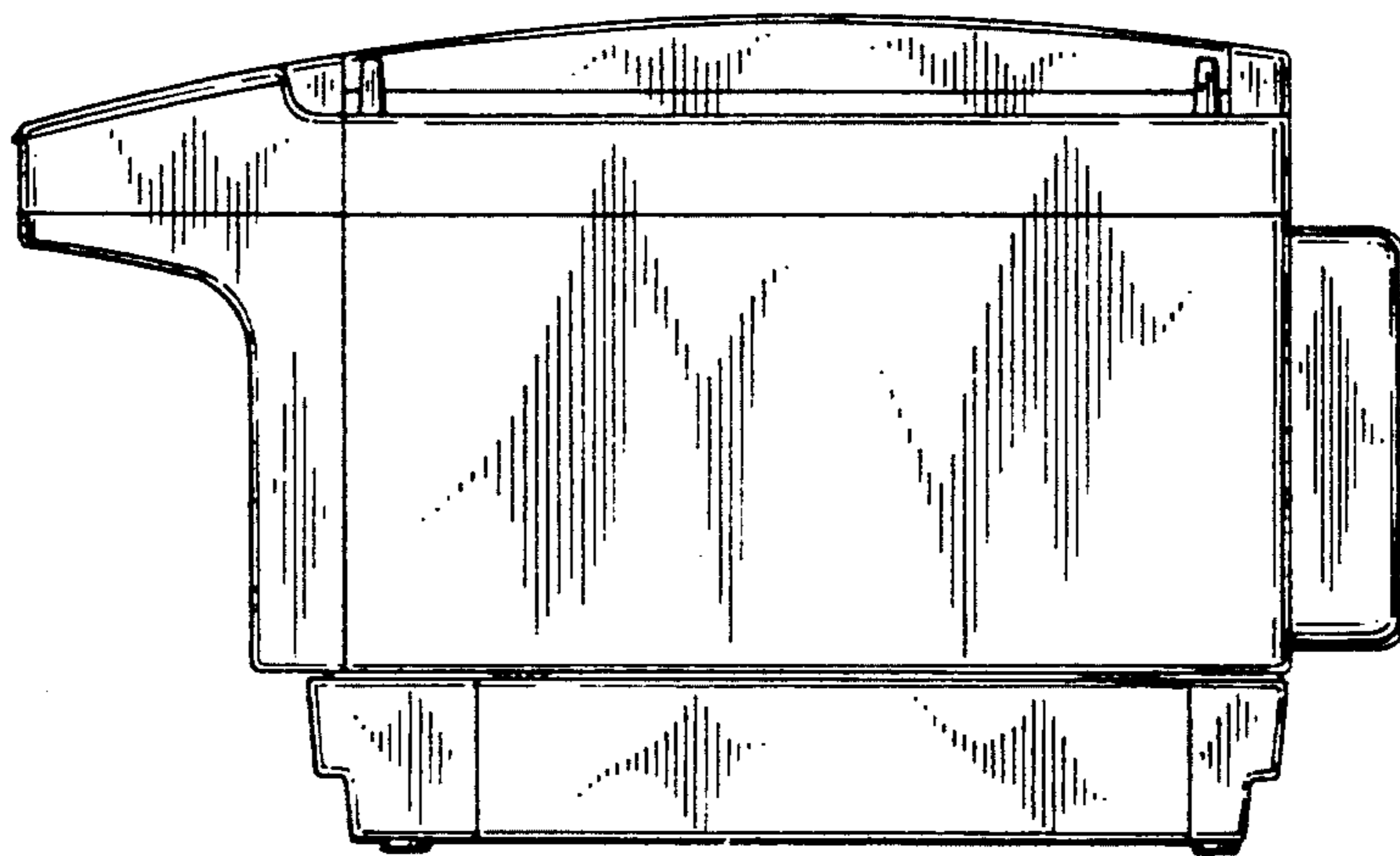


FIG. 7

