



US00D331347S

United States Patent [19]

[11] Patent Number: **Des. 331,347**

Dingelstad et al.

[45] Date of Patent: **** Dec. 1, 1992**

[54] **COFFEE MAKER**

[75] Inventors: **Saskia H. P. M. Dingelstad**, Breda;
Aloysius J. M. Beeren, Haren, both
of Netherlands

[73] Assignee: **U.S. Philips Corporation**, New York,
N.Y.

[**] Term: **14 Years**

[21] Appl. No.: **463,632**

[22] Filed: **Jan. 10, 1990**

[30] **Foreign Application Priority Data**

Sep. 15, 1989 [WO] World Int. Prop. O. DM014577

[52] U.S. Cl. **D7/309; D7/310**

[58] Field of Search **D7/307, 310, 300;**
99/289, 295, 304, 293

[56] **References Cited**

U.S. PATENT DOCUMENTS

D. 218,191 7/1970 Tevolitz D7/309

D. 278,200 4/1985 Dahlberg D7/309 X
D. 307,754 5/1990 Osrow et al. D7/309 X
D. 310,931 10/1990 Mollenhoff D7/309
D. 321,807 11/1991 Adams D7/309
3,592,125 7/1971 Tolmie 99/295 X
4,882,983 11/1989 Pastrick 99/295

Primary Examiner—Carmen H. Vales-Lado

Assistant Examiner—M. N. Pandozzi

Attorney, Agent, or Firm—Jack E. Haken

[57] **CLAIM**

The ornamental design for a coffee maker, as shown.

DESCRIPTION

FIG. 1 is a top, front, right prespective view of a coffee maker showing our new design;

FIG. 2 is a front elevational view thereof;

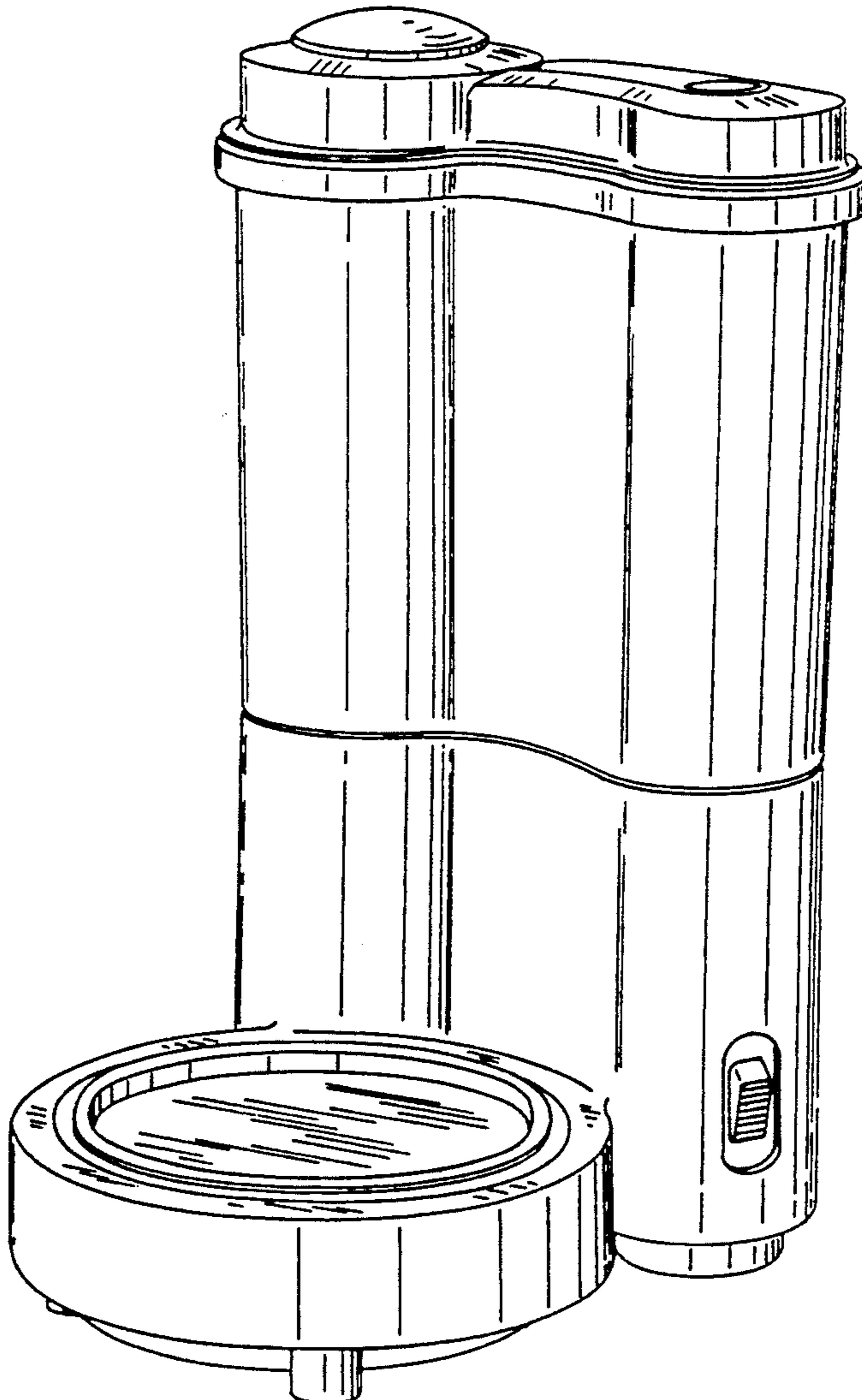
FIG. 3 is a rear elevational view thereof;

FIG. 4 is a right side elevational view thereof;

FIG. 5 is a left side elevational view thereof;

FIG. 6 is a top plan view thereof; and,

FIG. 7 is a bottom plan view thereof.



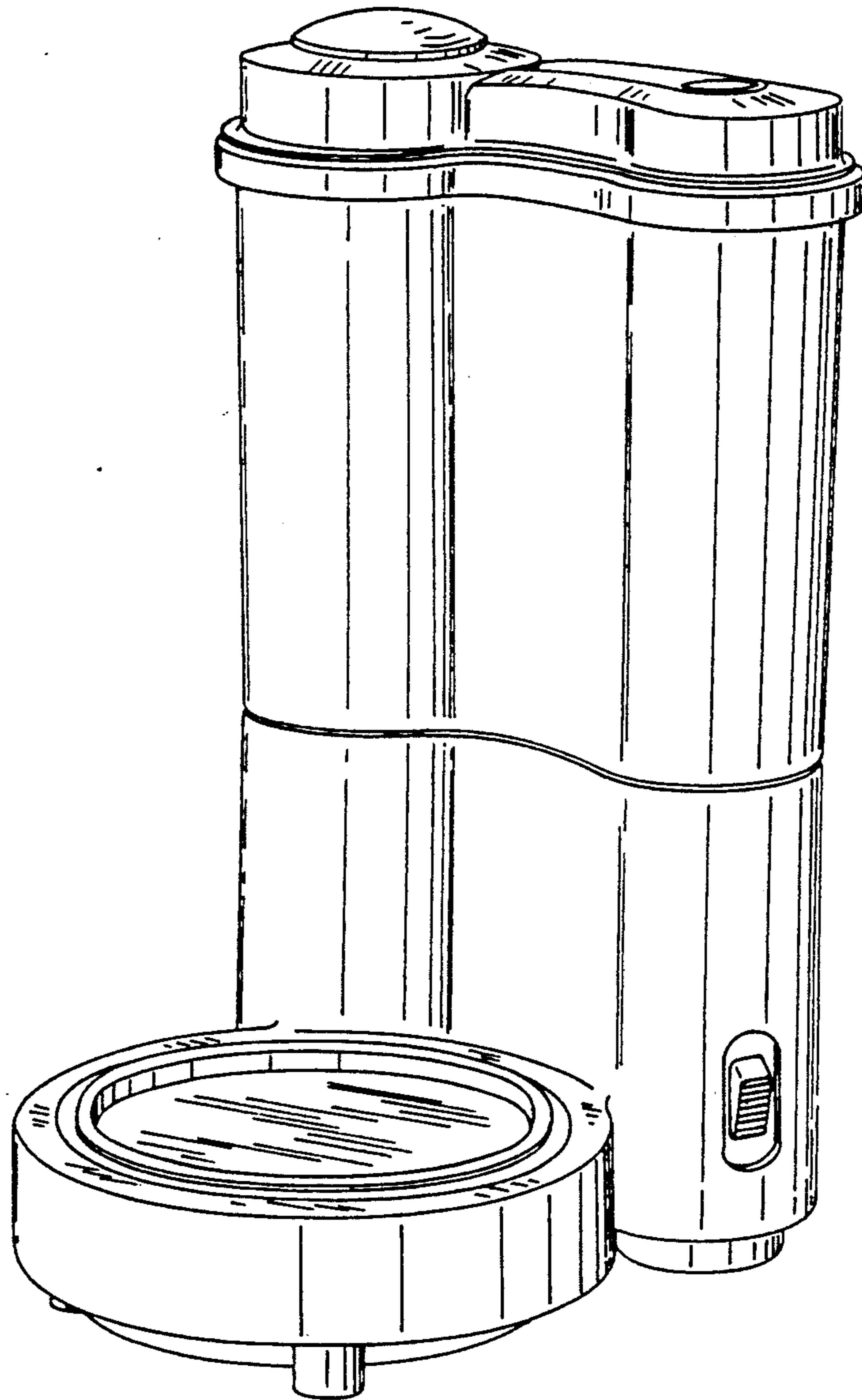


FIG. 1




FIG. 2




FIG. 3




FIG. 4




FIG. 5




FIG. 6




FIG. 7