



US00D331333S

United States Patent [19]

[11] Patent Number: **Des. 331,333**

Cameron

[45] Date of Patent: **** Dec. 1, 1992**

[54] TELEPHONE ENCLOSURE

[76] Inventor: **Robert J. Cameron**, 6 Sedgwick Rd., Carmel, N.Y. 10512

[**] Term: **14 Years**

[21] Appl. No.: **250,814**

[22] Filed: **Sep. 28, 1988**

[52] U.S. Cl. **D6/421**

[58] Field of Search **D6/421, 512, 573-574, D6/555, 553; D25/16; 52/27, 28, 36, 38; 160/196; 379/453**

3,063,496 11/1962 Kessler .
3,389,246 6/1968 Shemitz .
4,432,170 2/1984 Hewell .
4,453,327 6/1984 Clarke .

FOREIGN PATENT DOCUMENTS

2355975 6/1976 France .

Primary Examiner—Nelson C. Holtje
Assistant Examiner—Monica A. Hannon
Attorney, Agent, or Firm—Walter J. Blenko, Jr.

[57] CLAIM

The ornamental design for a telephone enclosure, as shown and described.


[56] References Cited

U.S. PATENT DOCUMENTS

D. 208,295	8/1967	Dreyfuss et al.	D6/421 X
D. 221,629	8/1971	King	D6/421 X
D. 250,602	12/1978	Ambrosio et al. .	
D. 257,416	10/1980	King, Sr. .	
D. 263,101	2/1982	George et al. .	
D. 273,637	5/1984	Benedetti et al. .	
D. 275,632	9/1984	Lebowitz .	
2,821,038	1/1958	Gee .	
2,982,593	5/1961	Chambers .	

DESCRIPTION

FIG. 1 is a perspective view of a telephone enclosure showing my new design;
FIG. 2 is a front elevational view thereof;
FIG. 3 is a right side elevational view thereof;
FIG. 4 is a left side elevational view thereof;
FIG. 5 is a rear elevational view thereof;
FIG. 6 is a top plan view thereof; and,
FIG. 7 is a top bottom plan view thereof.






FIG. 1

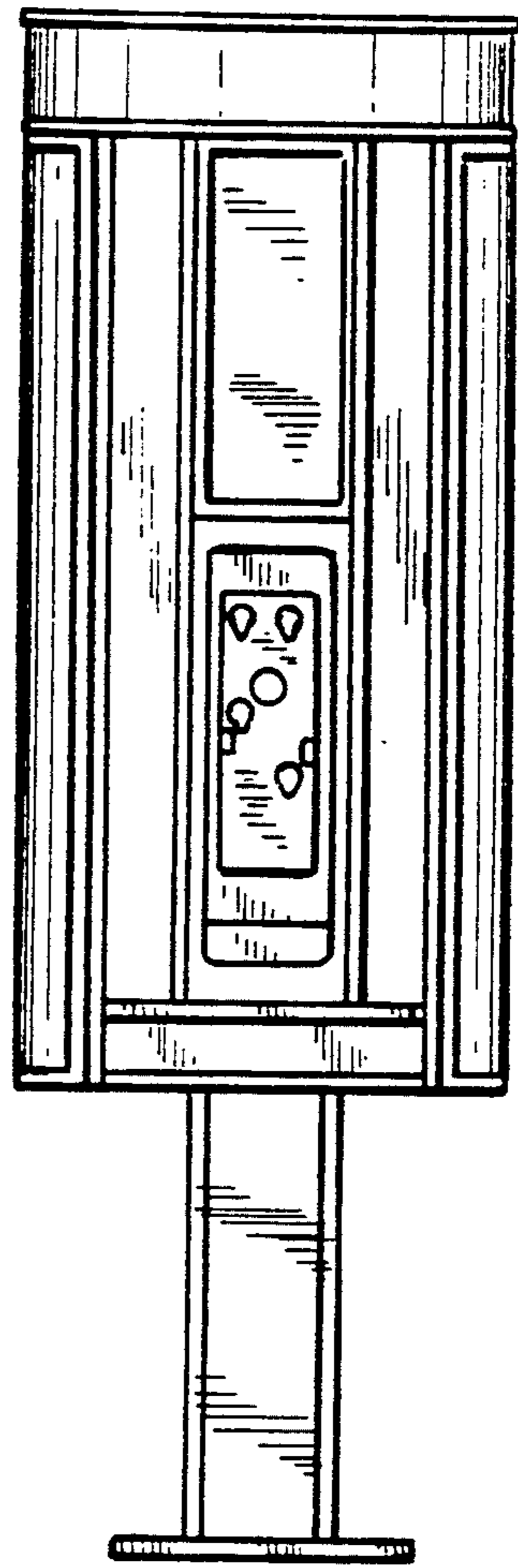


FIG. 2

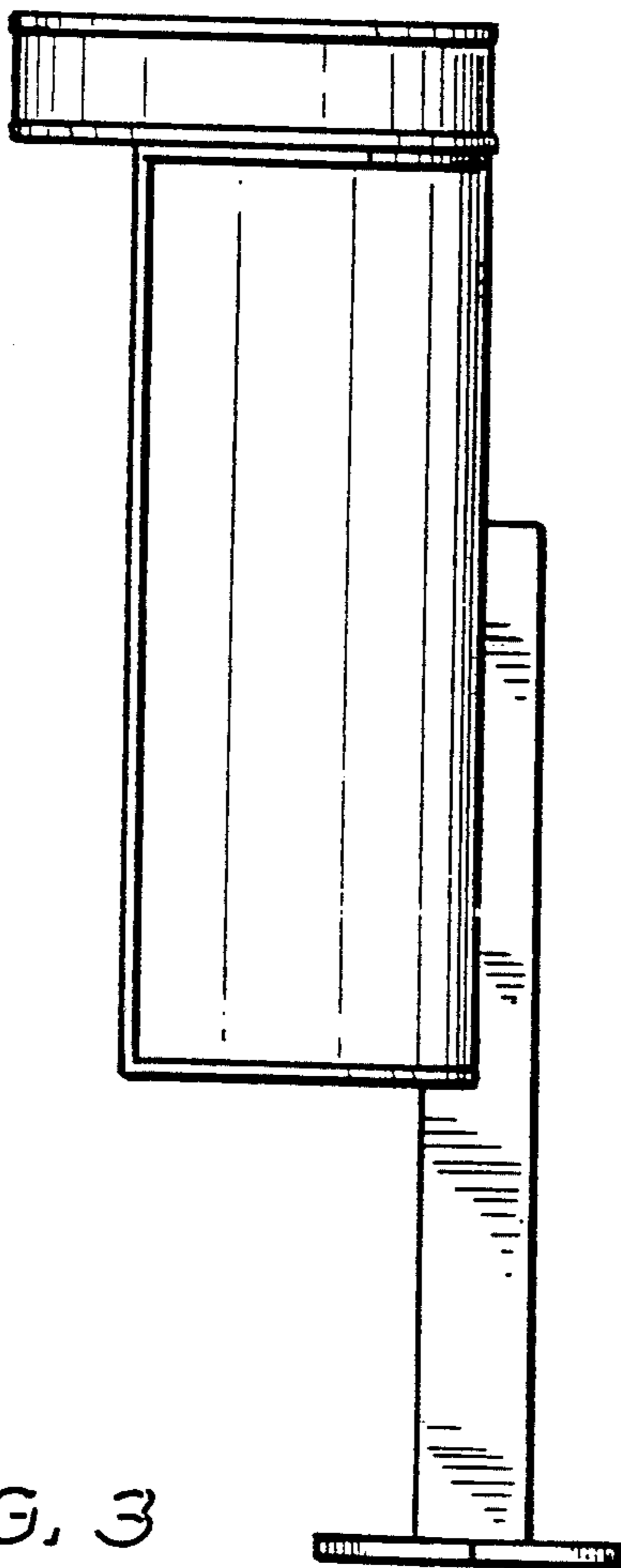


FIG. 3

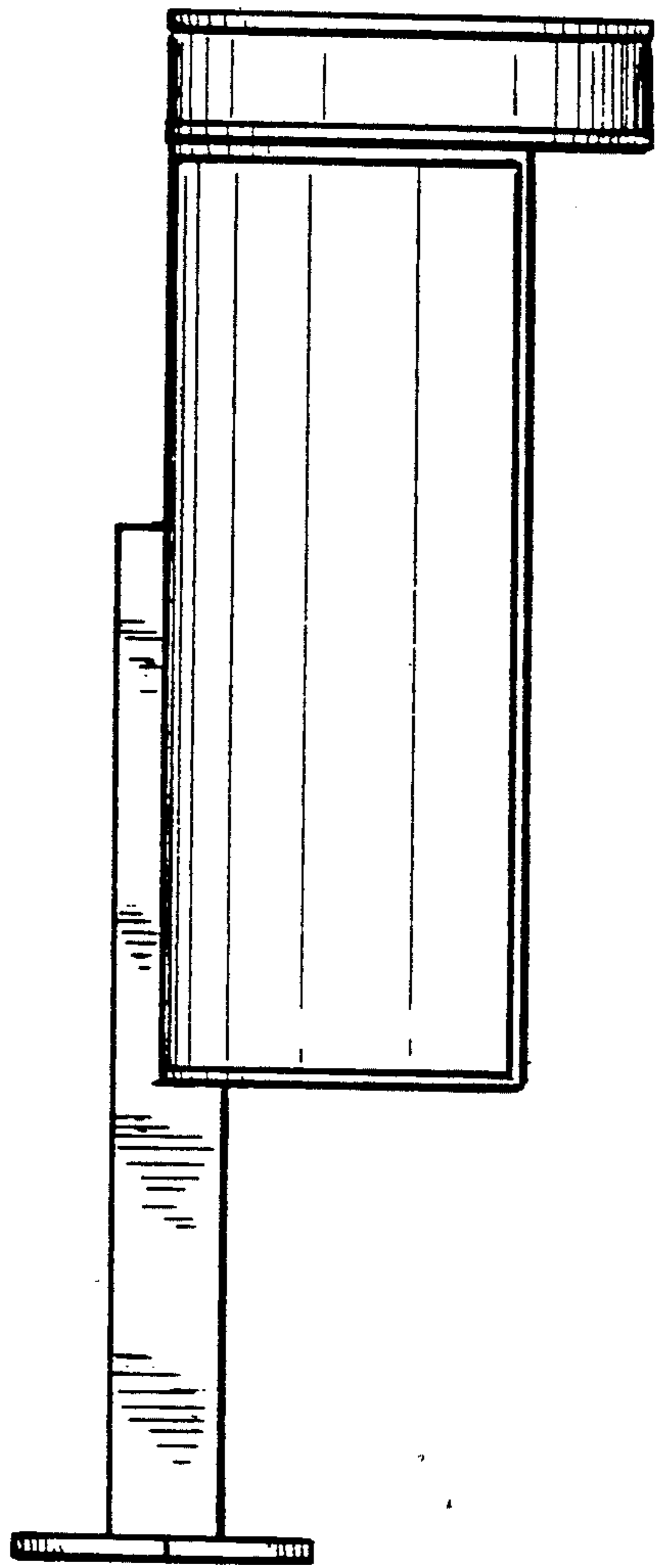


FIG. 4




FIG. 5

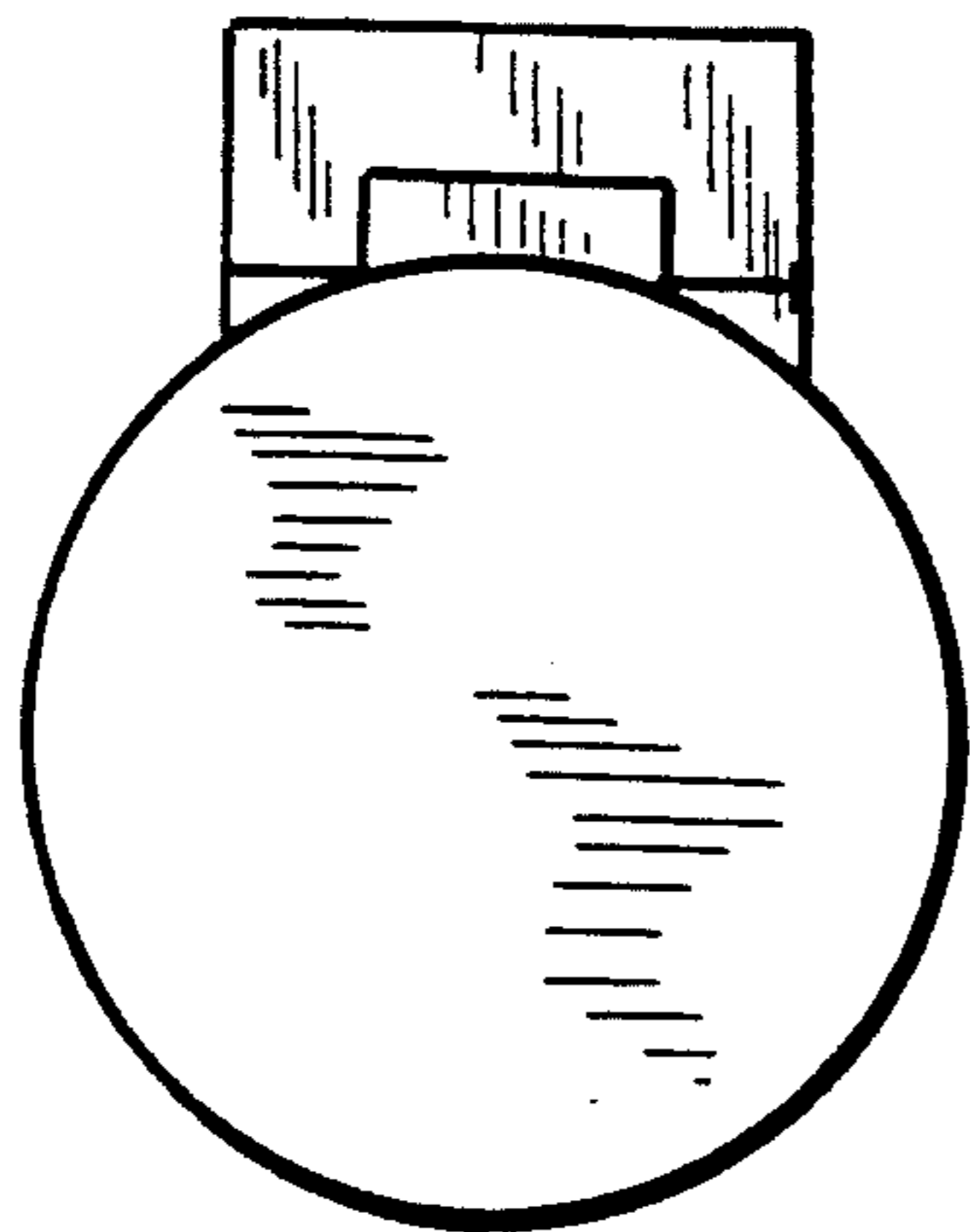


FIG. 6

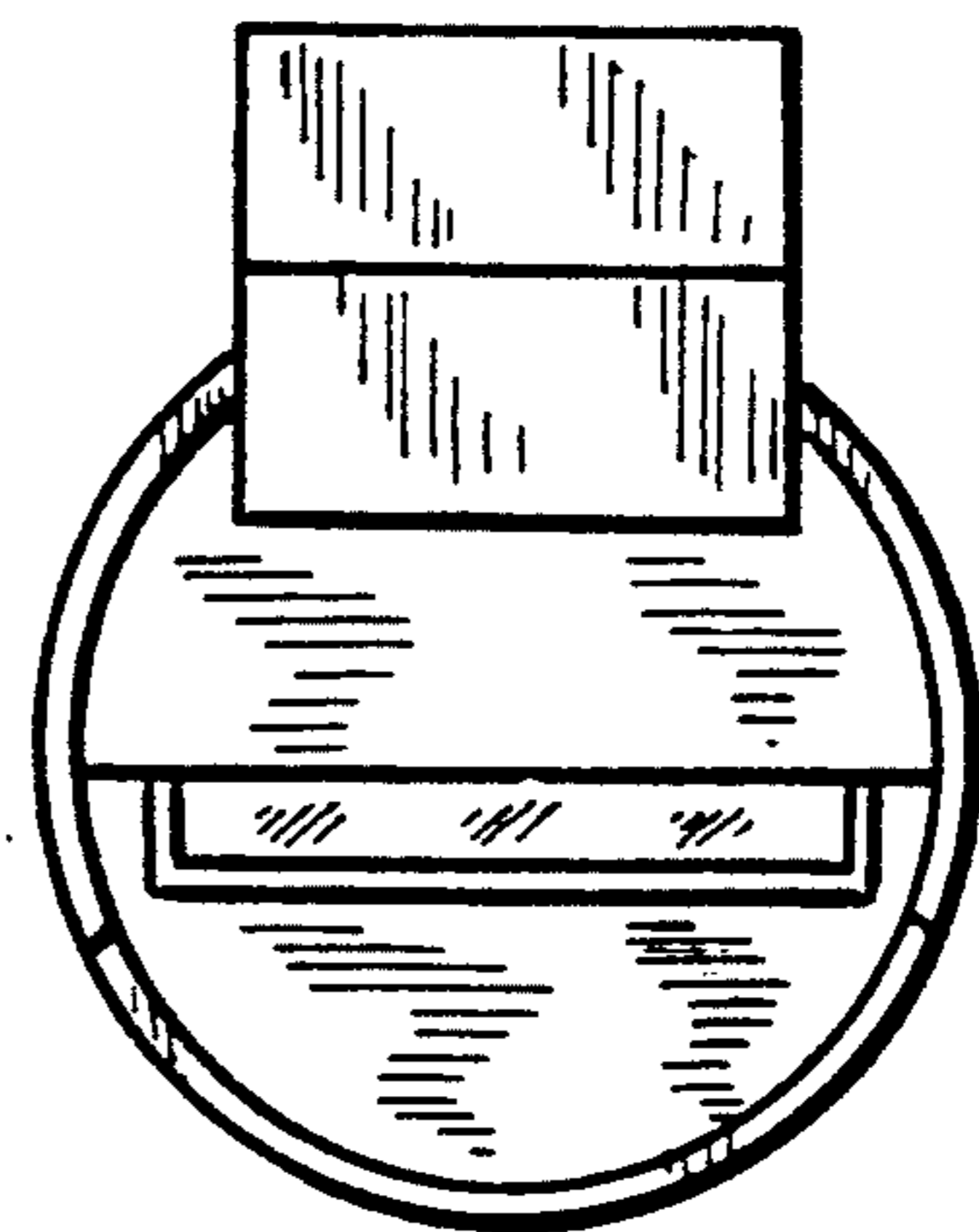


FIG. 7