



US00D331330S

United States Patent [19]

[11] Patent Number: **Des. 331,330**

Bennett et al.

[45] Date of Patent: **** Dec. 1, 1992**

[54] **PORTABLE DESK**

[76] Inventors: **Richard A. Bennett**, 238 SW. 200th;
Howard M. Bing, 2121 SW. 160th
Pla., both of, Seattle, Wash. 98166

[**] Term: **14 Years**

[21] Appl. No.: **528,177**

[22] Filed: **May 24, 1990**

[52] U.S. Cl. **D6/403; D6/511**

[58] Field of Search **D6/491, 420, 492, 509-511,
D6/338, 339, 406, 419; D7/553, 555; 108/43;
297/148, 153; 211/126; D3/40, 74**

D. 291,156 4/1987 Nakao et al. D6/338
D. 315,463 3/1991 Spiegel D6/511
2,640,747 6/1953 Bodinsoft 108/43 X
3,181,483 5/1965 DeVitt et al. D7/553 X
4,582,359 4/1986 Wise et al. 297/153 X
5,081,936 1/1992 Drieling 108/43

Primary Examiner—Nelson C. Holtje
Assistant Examiner—Janice E. Seeger
Attorney, Agent, or Firm—Joan H. Pauly

[56] **References Cited**
U.S. PATENT DOCUMENTS

130,094 7/1872 White et al. 108/43
D. 214,459 6/1969 Stageberg D7/553
D. 238,038 12/1975 Lo Turco D6/339 X
D. 247,765 4/1978 Pariente D7/553
D. 288,513 3/1987 Shelly D7/553 X

[57] **CLAIM**

The ornamental design for a portable desk, as shown and described.

DESCRIPTION

FIG. 1 is a top plan view of a portable desk showing our new design;
FIG. 2 is a rear elevational view thereof;
FIG. 3 is a front elevational view thereof;
FIG. 4 is a left side elevational view;
FIG. 5 is a right side elevational view; and,
FIG. 6 is a bottom plan view thereof.

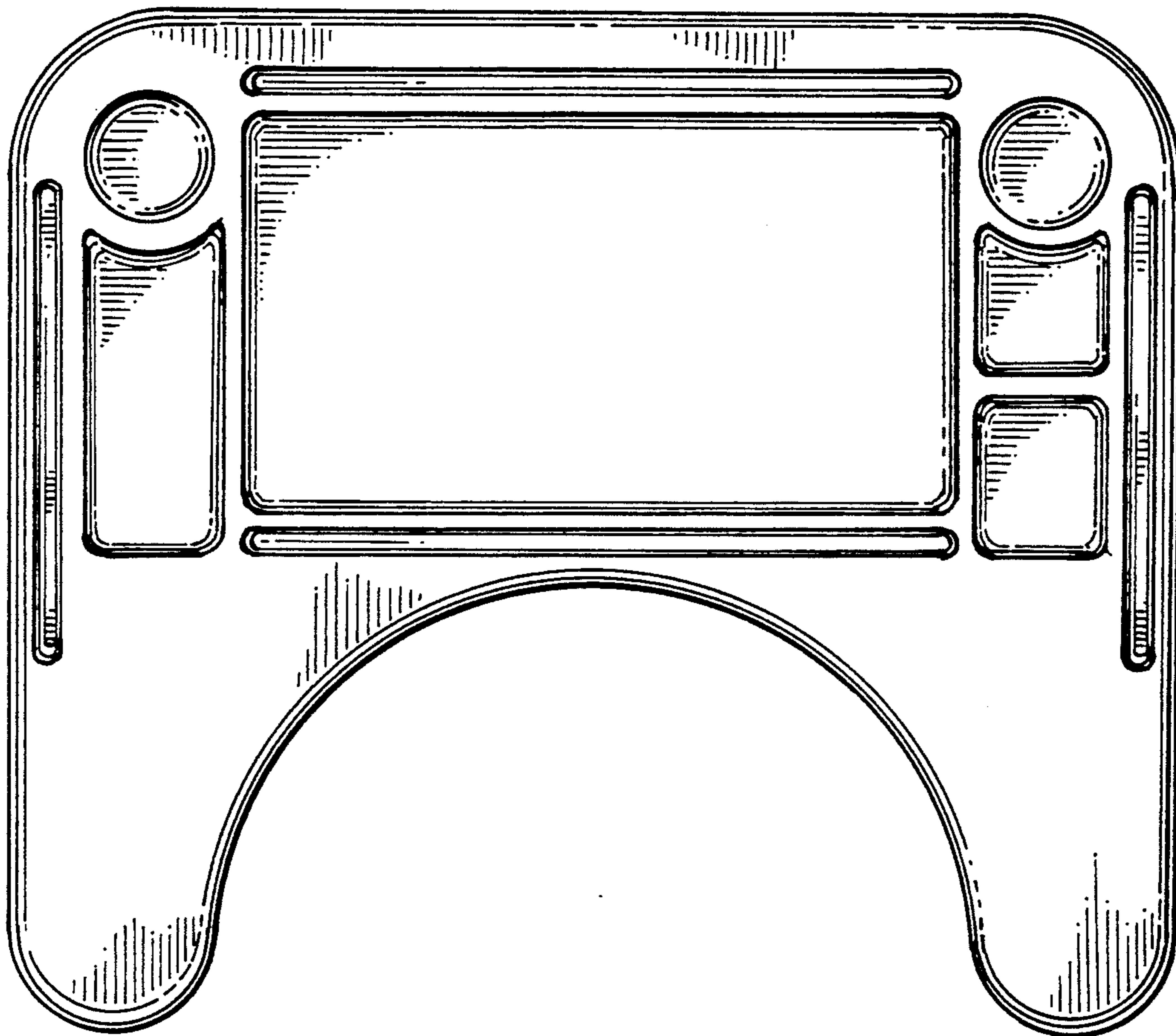


Fig. 2

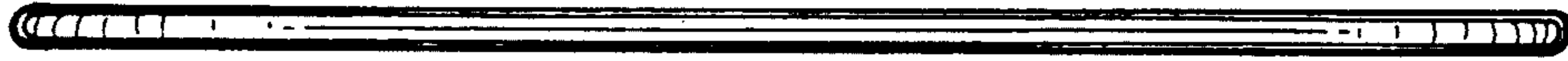


Fig. 4

Fig. 5




Fig. 1




Fig. 3

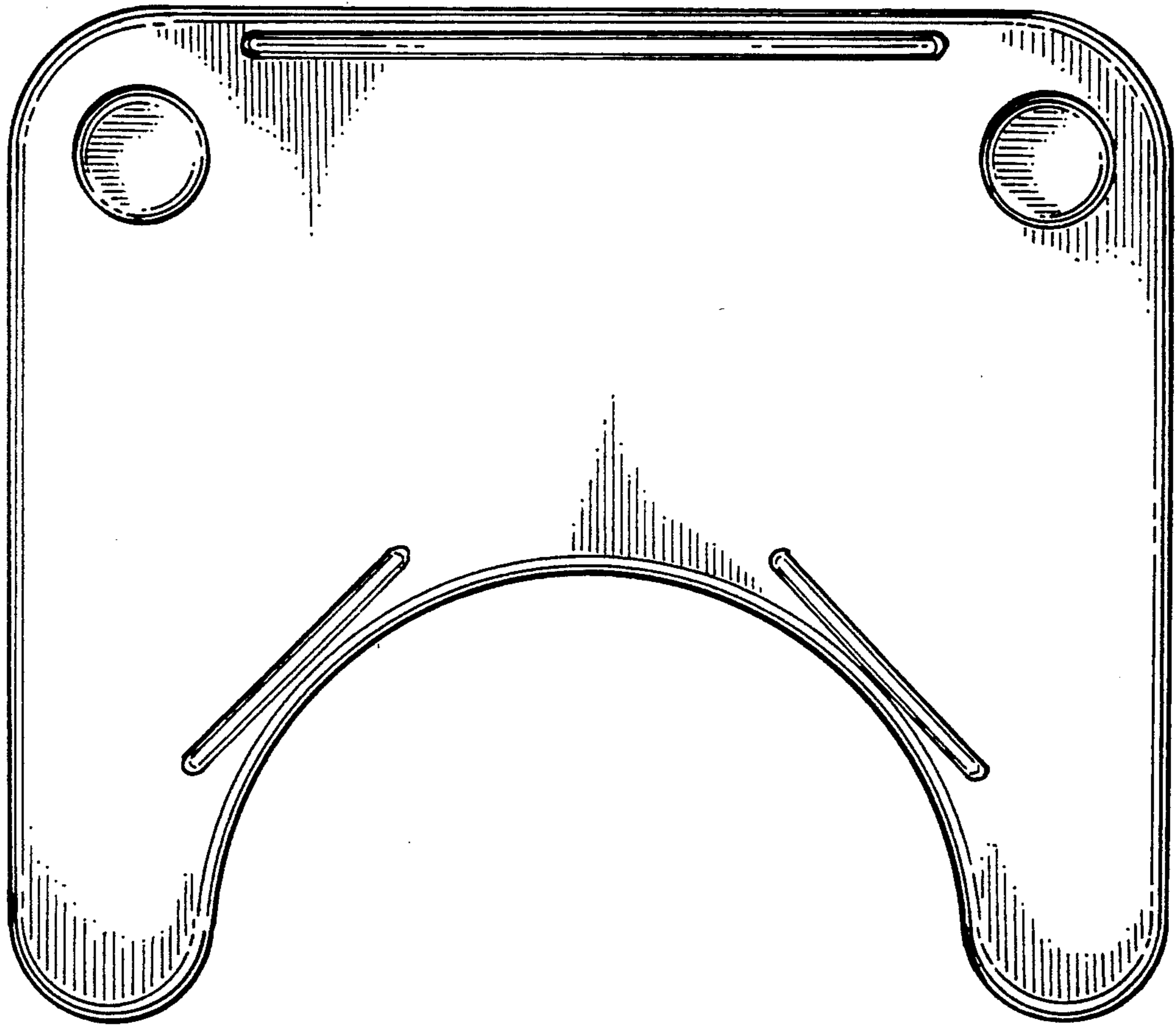


Fig. 6