



US00D331318S

United States Patent [19]

Abel et al.

[11] Patent Number: **Des. 331,318**

[45] Date of Patent: **** Dec. 1, 1992**

[54] DRUMSTICK CASE

[76] Inventors: **Jeffrey T. Abel; James T. Abel**, both of 17 Santa Cruz Way, Camarillo, Calif. 93010

[**] Term: **14 Years**

[21] Appl. No.: **539,089**

[22] Filed: **Jun. 15, 1990**

[52] U.S. Cl. **D3/79; D3/106; D17/22**

[58] Field of Search **D17/22, 99; 84/422.4, 84/329; 150/152, 162; 206/314, 443; D3/30.1, 79, 100, 101, 106; 2/DIG. 6; 224/236, 240, 228, 901, 910, 205**

[56] References Cited

U.S. PATENT DOCUMENTS

D. 291,627	9/1987	Collins	D3/79
D. 319,836	9/1991	Clouse et al.	D17/22
4,858,763	8/1989	Scott	224/236
5,009,346	4/1991	Butler	224/205

FOREIGN PATENT DOCUMENTS

1516910 7/1978 United Kingdom 206/455

OTHER PUBLICATIONS

Music Trades, Jul. 1989 p. 161.

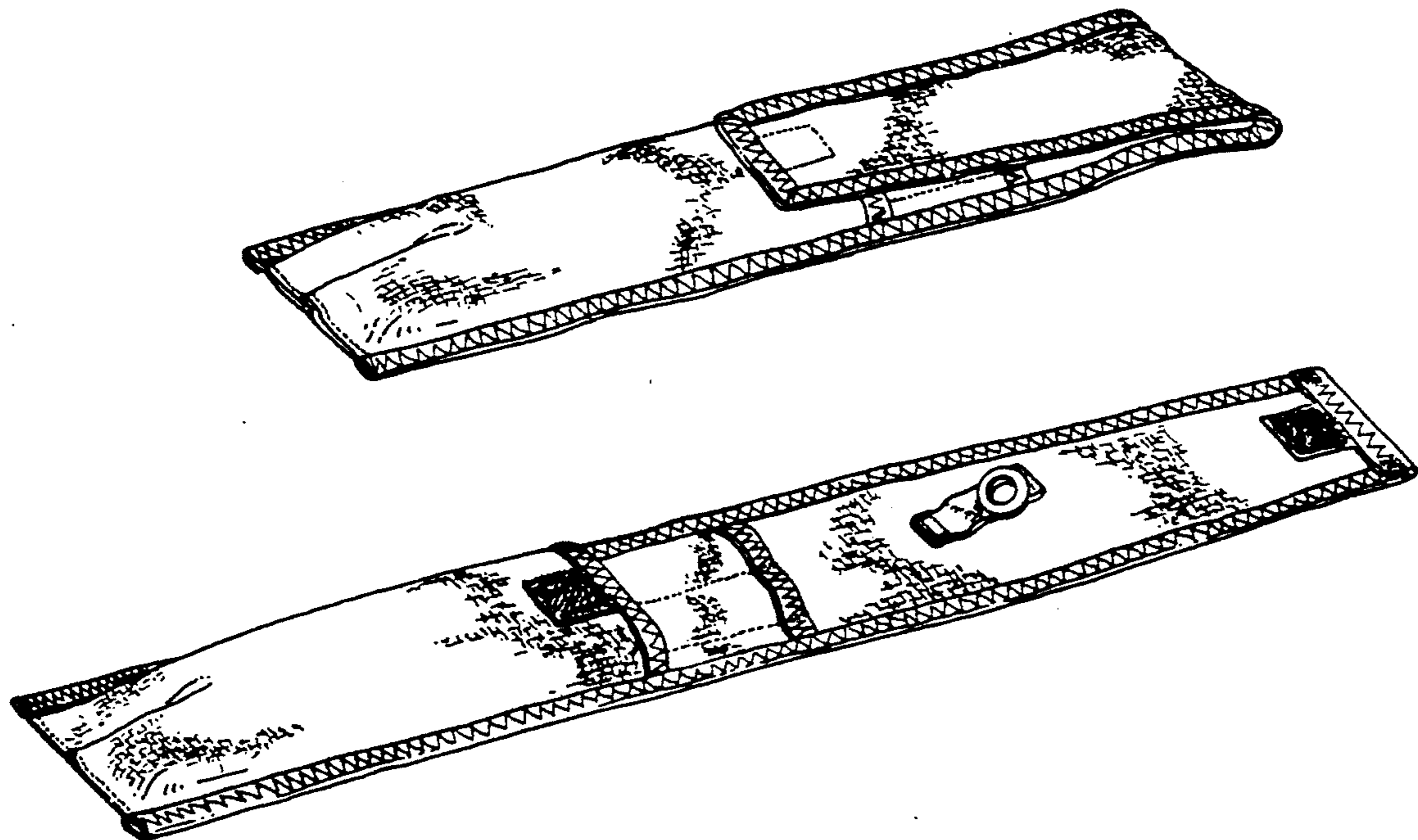
Primary Examiner—Bernard Ansher
Assistant Examiner—Adir Aronovich
Attorney, Agent, or Firm—Workman, Nydegger & Jensen

[57] CLAIM

The ornamental design for a drumstick case, as shown and described.

DESCRIPTION

FIG. 1 is a top front perspective view of a drumstick case with the cover flap in closed position showing our new design;
FIG. 2 is a top front perspective view thereof, with the cover flap in an open position;
FIG. 3 is a top plan view of FIG. 1;
FIG. 4 is a bottom plan view thereof;
FIG. 5 is a left side elevational view thereof;
FIG. 6 is a front elevational view thereof;
FIG. 7 is a right side elevational view thereof; and,
FIG. 8 is a rear elevational view thereof.



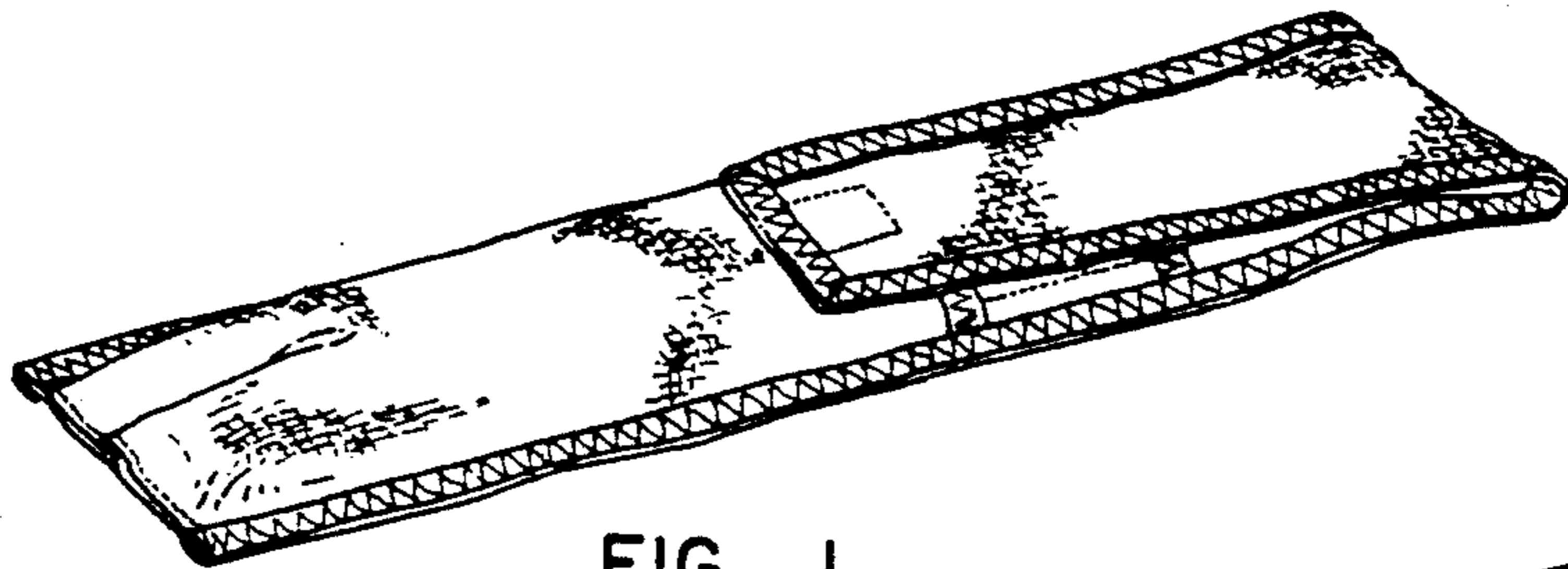


FIG. 1

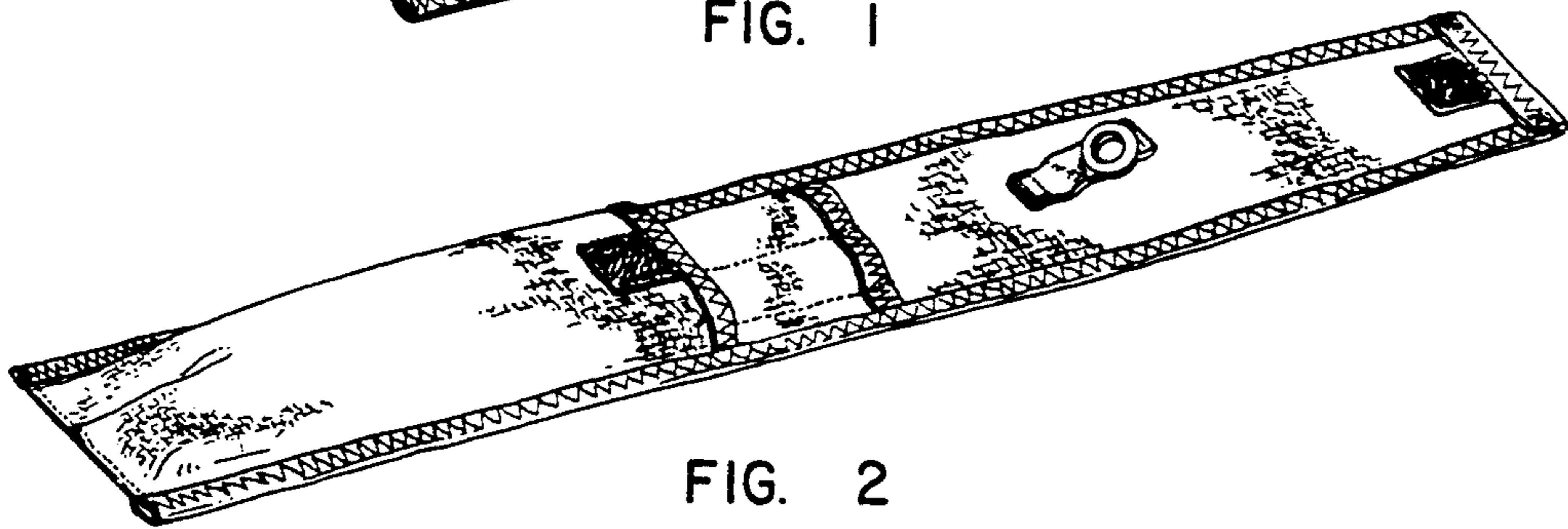


FIG. 2



FIG. 3



FIG. 4



FIG. 5

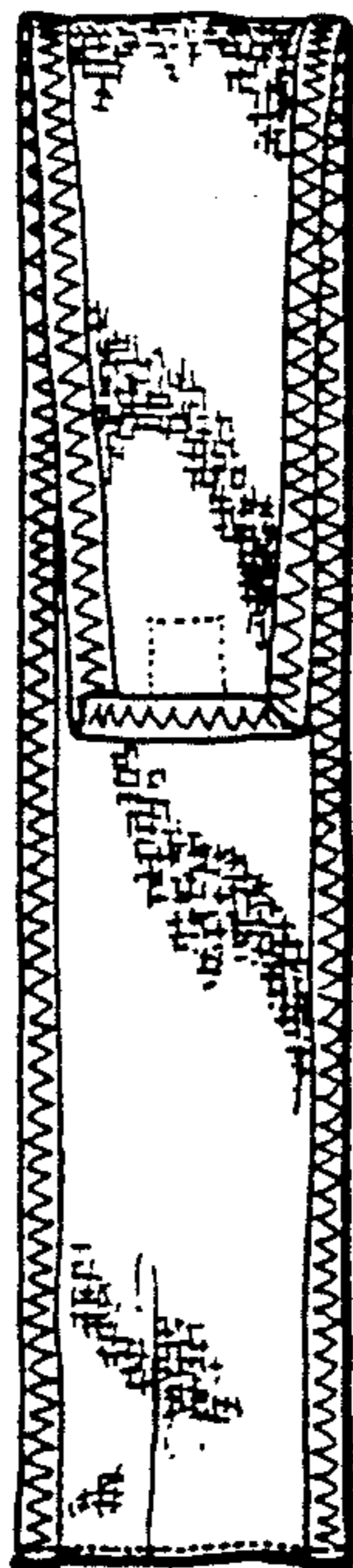


FIG. 6



FIG. 7

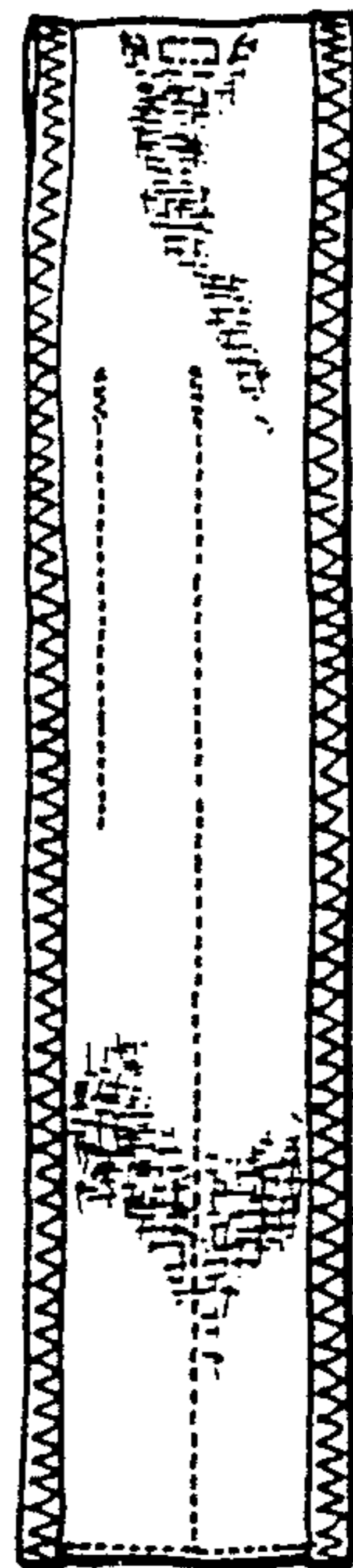


FIG. 8