



US00D331311S

United States Patent [19]

[11] Patent Number: **Des. 331,311**

Rogers et al.

[45] Date of Patent: **** Dec. 1, 1992**

[54] SURFACE OF AN EYELET STAY FOR A SHOE UPPER

[75] Inventors: **Bruce E. Rogers**, Portland; **Michael A. Aveni**, Lake Oswego, both of Oreg.

[73] Assignees: **Nike, Inc.**; **Nike International, Ltd.**, both of Beaverton, Oreg.

[**] Term: **14 Years**

[21] Appl. No.: **725,254**

[22] Filed: **Jul. 3, 1991**

[52] U.S. Cl. **D2/314**

[58] Field of Search **D2/264, 265; 308-314; 36/45, 83, 84, 52, 89, 102-107, 112-115, 132, 136, 50**

[56] References Cited

U.S. PATENT DOCUMENTS

D. 298,283	11/1988	Swett et al.	D2/314
D. 299,183	1/1989	Brown	D2/314
D. 299,784	2/1989	Brown et al.	D2/314
D. 300,282	3/1989	Brown et al.	D2/314
D. 300,983	5/1989	Le	D2/314
D. 302,486	8/1989	Brown et al.	D2/314
D. 302,899	8/1989	Brown	D2/314
D. 304,389	11/1989	Miller	D2/314
D. 304,516	11/1989	Selbiger et al.	D2/314
D. 304,519	11/1989	Miller	D2/314
D. 304,877	12/1989	Miller	D2/314
D. 307,350	4/1990	Brown et al.	D2/314
D. 307,509	5/1990	Kittle	D2/314
D. 309,667	8/1990	Aveni	D2/314
D. 309,823	8/1990	Kilgore et al.	D2/314
D. 310,290	9/1990	Ringel	D2/314
D. 311,092	10/1990	Hatfield	D2/314
D. 311,268	10/1990	Hatfield	D2/314
D. 312,916	12/1990	Hatfield	D2/264
D. 315,824	4/1991	Backus et al.	D2/314
D. 317,823	7/1991	Hatfield	D2/314
D. 317,825	7/1991	Rogers	D2/314

OTHER PUBLICATIONS

Fall 1991 Nike Footwear Catalog, published Jan., 1991, pp. 60-61, 62-63, 68-69 and 90-91.

Spring 1991 Nike Footwear Catalog, published Jun., 1990, pp. 28-29 and 54-55.

Fall 1990 Footwear Catalog, published Jan., 1990, pp. 4-5, 24-25, 30-31, 34-35, 56-57, 70-71, 112-113, 142-143 and 146-147.

Spring 1990 Nike Footwear Catalog, published Jun., 1989, pp. 24-25, 26-27, 28-29, 32-33, 58-59, 62-63, 64-65, 66-67, 124-125, 138-139, 152-153.

Fall 1989 Nike Footwear Catalog, published Jan., 1989, pp. 32-33, 54-55, 56-57, 58-59 and 140-141.

Spring 1989 Nike Footwear Catalog, published Jun., 1989, pp. 50-51.

Fall 1988 Nike Footwear Catalog, published Jan., 1988, pp. 62-63, 120-121.

Primary Examiner—Louis S. Zarfes

Attorney, Agent, or Firm—Banner, Birch, McKie & Beckett

[57] CLAIM

The ornamental design for a surface of an eyelet stay for a shoe upper, as shown and described.

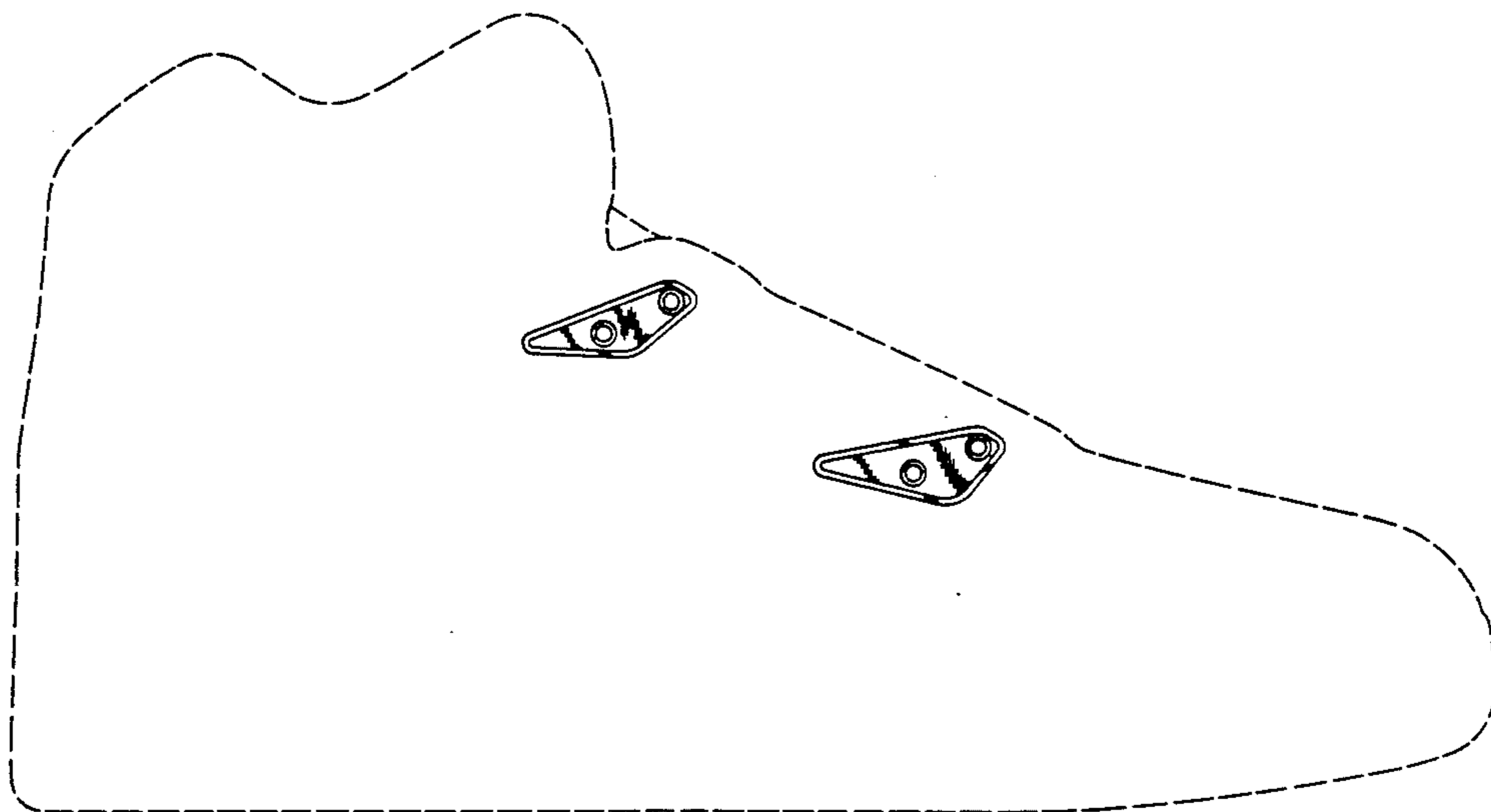
DESCRIPTION

FIG. 1 is a side elevational view of a first surface of an eyelet stay for a shoe upper showing our new design; FIG. 2 is a second side elevational view of the opposite side from that shown in FIG. 1 and showing a second surface of the eyelet stay for a shoe upper;

FIG. 3 is a cross-section taken generally along lines 3-3 of FIG. 2; and,

FIG. 4 is a cross-section taken generally along lines 4-4 of FIG. 2.

The broken line showing of a shoe upper in FIGS. 1 and 2 is for illustrative purposes only and forms no part of the claimed design. The cross-section Figures illustrate the surface of the eyelet stay for a shoe upper only in the cross sectional planes, and it being understood that there is a like cross-section with respect to FIG. 1.



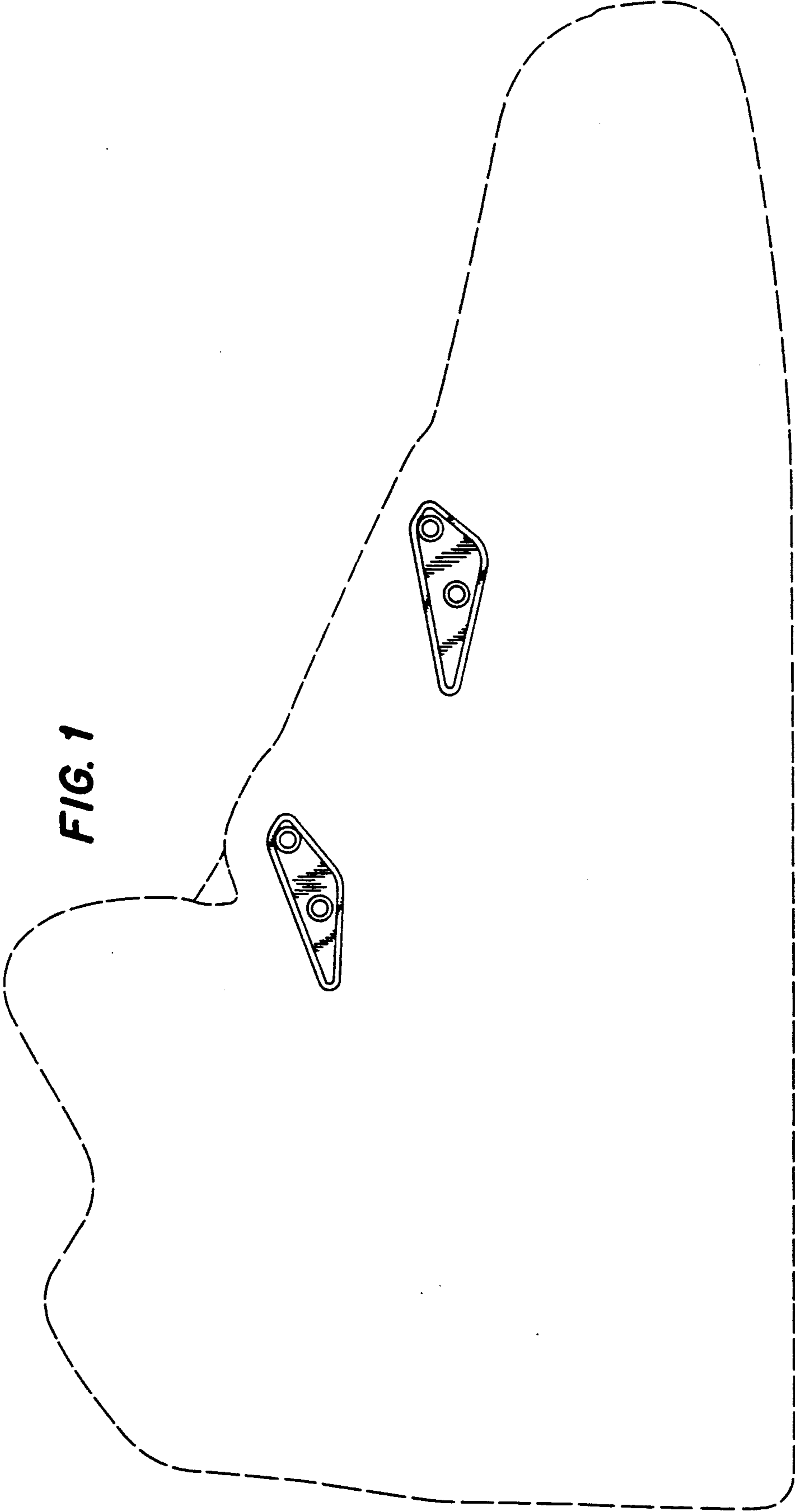


FIG. 1

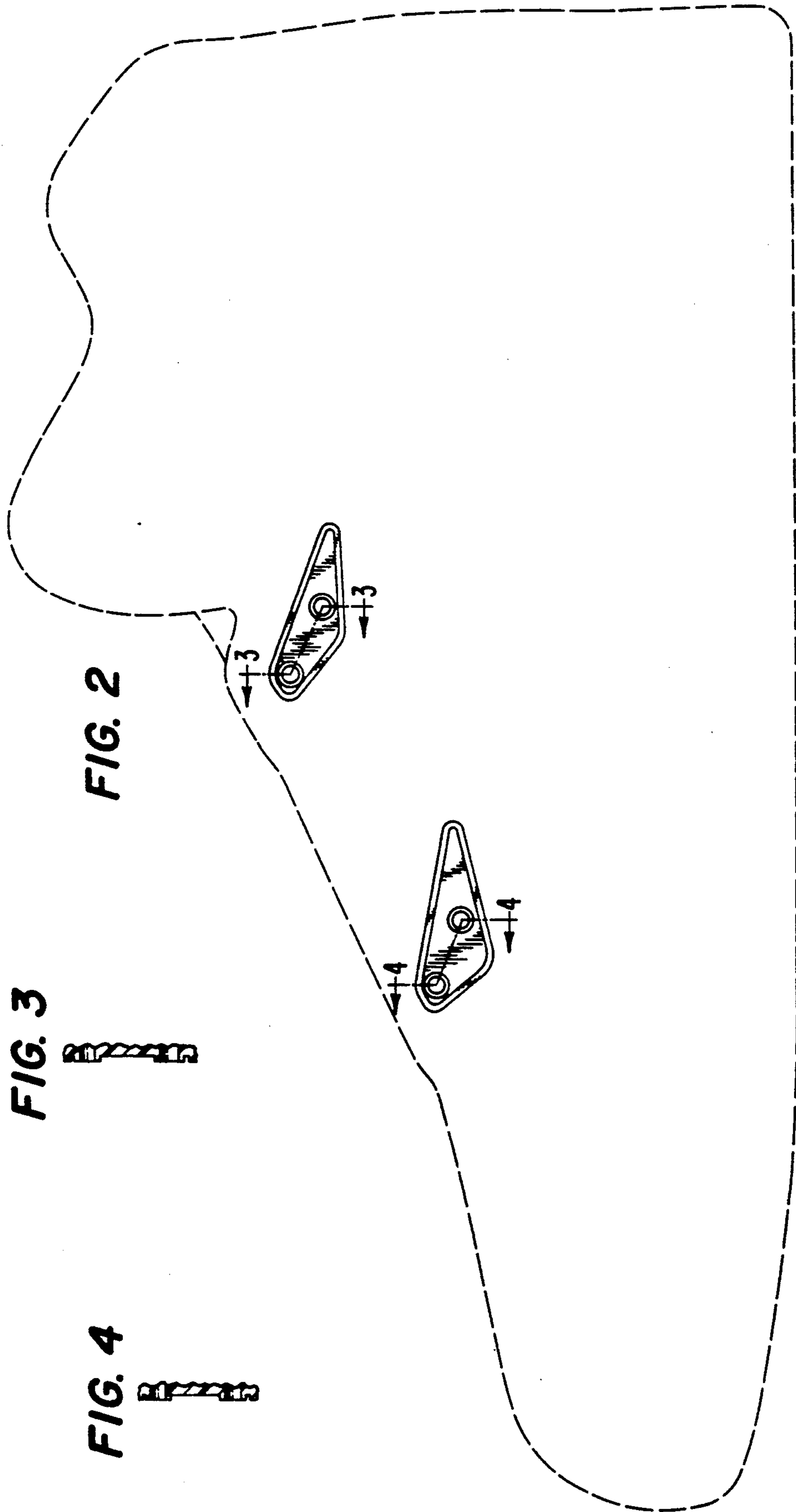


FIG. 2

FIG. 3



FIG. 4

